

Elementary Diagram List

Mazak

VTC-800/30 SR
VTC-820/30

MAZATROL **MATRIX**

ELEMENTARY DIAGRAM LIST

SET No. : DD587002007

APR' D BY	CHK' D BY	DRWN BY
15/02/10 R. HULL	15/02/10 S ITO	15/02/10 GH

No.	ITEM	SPECIFICATION
1	MACHINE TYPE	VTC800/30SR - VTC820/30 - VTC820/20SR - VTC820/20
2	MACHINE No.	STANDARD
3	CNC TYPE	MATRIX (-NEXUS)
4	PLC ROM No.	1001W587-A****
5	AUX ROM No.	
6		
7		
8		
9		
10		

Remarks		
	○	: ADDITIONAL
	△	: CHANGED

Option

No.	DRAWING NUMBER	TITLE
①	587002100011	ELECTRICAL CAPACITY LIST VTC800/30SR
②	587002100021	ELECTRICAL CAPACITY LIST VTC820/30
③	587002100031	ELECTRICAL CAPACITY LIST VTC820/20
④	587002100040	ELECTRICAL CAPACITY LIST VTC800/20SR
5		
6	587002101101	PLC PARAMETER LIST RB(1)
7	587002101112	PLC PARAMETER LIST RB(2)
8	587002101122	PLC PARAMETER LIST RB(3)
9	587002101132	PLC PARAMETER LIST RB(4)
⑩	587002101142	PLC PARAMETER LIST RB(5)
11	587002101150	PLC PARAMETER LIST RB(6)
12	587002101160	PLC PARAMETER LIST RB(7)
13	587002101170	PLC PARAMETER LIST RB(8)
14	587002101201	PLC PARAMETER LIST RS(1)
15	587002101211	PLC PARAMETER LIST RS(2)
16	587002101221	PLC PARAMETER LIST RL
17	587002101301	PLC PARAMETER LIST TIM(1)
18	587002101311	PLC PARAMETER LIST TIM(2)
19	587002101320	PLC PARAMETER LIST TIM(3)
20	587002101400	PLC PARAMETER LIST R(1)
21	587002101410	PLC PARAMETER LIST R(2)
22	587002101420	PLC PARAMETER LIST R(3)
23	587002101430	PLC PARAMETER LIST R(4)
24	587002103000	PLC-CMN PARAMETER LIST (1)
25	587002103100	PLC-CMN PARAMETER LIST (2)

ELEMENTARY DIAGRAM LIST

SET No. : DD587002007

PAGE 2/

No.	DRAWING NUMBER	TITLE
26	587002300100	COMPONENTS LAYOUT (1)
27	587002300201	COMPONENTS LAYOUT (2)
28	587002300301	COMPONENTS LAYOUT (3)
29		
30	587002300501	CONNECTION DIAGRAM (NC)
31	587002305001	CONNECTION DIAGRAM (1) SPINDLE (SR)
32	587002305010	CONNECTION DIAGRAM (1) SPINDLE (3X/5X) (35KW)
33	587002305020	CONNECTION DIAGRAM (1) SPINDLE (3X/5X) (22KW)
34	587002305100	CONNECTION DIAGRAM (2) SADDLE BOX (35KW)
35	587002305110	CONNECTION DIAGRAM (2) SADDLE BOX (22KW)
36	587002305200	CONNECTION DIAGRAM (3) ATC/MAGAZINE
37	587002305301	CONNECTION DIAGRAM (4) SERVO MOTORS
38	587002305402	CONNECTION DIAGRAM (5) CABINET (STD)
39	587002305501	CONNECTION DIAGRAM (6) CABINET (OPT)
40	587002313102	TRANSFORMER BOX (JB31) LAYOUT (YME)
41	587002314102	COOLANT BOX (JB41) LAYOUT
42	587002314160	COOLANT BOX (JB41) XT41 LAYOUT
43	587002315000	SADDLE BOX (JB50) INSIDE LAYOUT
44	587002315010	SADDLE BOX (JB50) BOTTOM LAYOUT
45	587002315022	SADDLE BOX (JB50) BACK LAYOUT
46	587002315060	SADDLE BOX (JB50) XT50 LAYOUT
47	587002315081	SADDLE BOX (JB50) REMOTE I/O AP21
48	587002315101	HEADSTOCK BOX (JB51) LAYOUT (SR)
49	587002315111	HEADSTOCK BOX (JB51) CABLE LAYOUT 1 (SR)
50		
51		
52		
53		
54		
55		
56		
57		
58		
59		
60		

ELEMENTARY DIAGRAM LIST

SET No. : DD587002007

PAGE 3/

No.	DRAWING NUMBER	TITLE
61	587002315121	HEADSTOCK BOX (JB51) CABLE LAYOUT 2 (SR)
62	587002315131	HEADSTOCK BOX (JB51) XT51 LAYOUT (SR)
63	587002315180	HEADSTOCK BOX (JB51) REMOTE I/O AP22 (SR)
64	587002315201	HEADSTOCK BOX (JB51) LAYOUT (3X/5X) (35KW)
65	587002315211	HEADSTOCK BOX (JB51) CABLE LAYOUT 1 (3X/5X) (35KW)
66	587002315221	HEADSTOCK BOX (JB51) CABLE LAYOUT 2 (3X/5X) (35KW)
67	587002315231	HEADSTOCK BOX (JB51) XT51 LAYOUT (3X/5X) (35KW)
68	587002315280	HEADSTOCK BOX (JB51) REMOTE I/O AP22 (3X/5X)
69	587002315302	HEADSTOCK BOX (JB51) LAYOUT (3X/5X) (22KW)
70	587002315311	HEADSTOCK BOX (JB51) CABLE LAYOUT 1 (3X/5X) (22KW)
71	587002315321	HEADSTOCK BOX (JB51) CABLE LAYOUT 2 (3X/5X) (22KW)
72	587002315331	HEADSTOCK BOX (JB51) XT51 LAYOUT (3X/5X) (22KW)
73	587002315501	SPINDLE BOX (JB52) INSIDE LAYOUT (SR)
74	587002315511	SPINDLE BOX (JB52) TOP LAYOUT (SR)
75	587002315521	SPINDLE BOX (JB52) XT52 LAYOUT (SR)
76	587002315600	JUNCTION BOX (JB53) CABLE LAYOUT (35KW)
77	587002315610	JUNCTION BOX (JB53) TERMINAL LAYOUT (35KW)
78	587002315700	JUNCTION BOX (JB53) CABLE LAYOUT (22KW)
79	587002315710	JUNCTION BOX (JB53) TERMINAL LAYOUT (22KW)
80	587002316201	MAGAZINE PANEL (JB62)
81	587002316210	CENTRE PARTITION OP. PANEL (OPTION)
82		
△83	587002400014	SYSTEM DIAGRAM (YME) VTC800/30 (SR)
△84	587002400023	SYSTEM DIAGRAM (YME) VTC820/30 (35KW)
△85	587002400033	SYSTEM DIAGRAM (YME) VTC820/30 (22KW)
△86	587002400042	SYSTEM DIAGRAM (YME) VTC820/20 (35KW)
△87	587002400052	SYSTEM DIAGRAM (YME) VTC820/20 (22KW)
⊙88	587002400060	SYSTEM DIAGRAM (YME) VTC800/20SR
△89	587002400101	MAIN TRANSFORMER (YME)
90	587002400200	MAIN TRANSFORMER (YMC)
91	587002400300	MAIN TRANSFORMER (OTH)
92	587002400400	MAIN TRANSFORMER (JPN)
93	587002400500	LINE POWER SUPPLY AND AMPS (3X)
94	587002400510	LINE POWER SUPPLY AND AMPS (5X)
95		

ELEMENTARY DIAGRAM LIST

SET No. : DD587002007

PAGE 4/

No.	DRAWING NUMBER	TITLE
96	587002400521	LINE POWER SUPPLY AND AMPS (SR)
97	587002400552	LINE POWER SUPPLY AC200V LINE
98	587002400560	LINE POWER SUPPLY MR-J2
99	587002400600	LINE POWER SUPPLY AC100V LINE
100	587002400610	LINE POWER SUPPLY DC24V LINE
101	587002400620	SPARE INPUT AND NC POWER ON OUTPUT
102	587002400651	WORK LIGHT
103	587002400701	REMOTE I/O UNIT 1
104	587002400710	REMOTE I/O UNIT (AP13 OPTION)
105	587002400800	MR-J2 BUS LINE (MAG-ATC-SHIFTER)
106	587002401000	SPINDLE DRIVE (1) (22KW) (STD)
107	587002401011	SPINDLE DRIVE (2) (22KW CONTROL)
108	587002401020	SPINDLE DRIVE (3) (35KW) (3X5X) (OP.)
109	587002401030	SPINDLE DRIVE (4) (35KW) (SR)
110	587002401041	SPINDLE DRIVE (5) (35KW CONTROL)
111	587002401050	HEADSTOCK BOX INPUTS (SPINDLE)
112	587002401060	SADDLE BOX OUTPUTS (SPINDLE)
113	587002401101	X AXIS SERVO MOTOR (VTC820/20)
114	587002401111	X AXIS SERVO MOTOR (VTC800/30SR-VTC820/30)
115	587002401120	X AXIS SERVO MOTOR (VTC800/20SR)
116	587002401200	Y AXIS SERVO MOTOR
117	587002401300	Z AXIS SERVO MOTOR (3X, 5X)
118	587002401311	Z AXIS SERVO MOTOR (SR)
119	587002401320	Z AXIS SERVO MOTOR BRAKE
120	587002401400	B AXIS SERVO MOTOR (SR)
121	587002401420	B AXIS CLAMP/UNCLAMP (SR)
122	587002401501	C AXIS SERVO MOTOR (SR) (OPTION)
123	587002401701	MAGAZINE SERVO MOTOR (30T/48T)
124	587002401750	MAGAZINE SW BOX
125	587002401800	ATC SERVO MOTOR
126	587002401820	ATC COVER
127		
128		
129		
130		

ELEMENTARY DIAGRAM LIST

SET No. : DD587002007

PAGE 5/

No.	DRAWING NUMBER	TITLE
131	587002401901	SHIFTER SERVO MOTOR
132	587002401910	TOOL HOLDER LOCK/UNLOCK, UP/DN
133	587002402500	FLOOD COOLANT
134	587002402510	FLOOD & SP THROUGH COOLANT SOL.
135	587002402520	LINE FILTER (OPTION)
136	587002402550	FLOOD & THRU COOL SEP PUMPS (OPTION)
137	587002402600	BEDWASH COOLANT 1 PUMP
138	587002402610	BEDWASH COOLANT 2 PUMPS (OPTION)
139	587002402900	CHIP CONVEYOR (OPTION)
140	587002402910	CHIP CONVEYOR CONSEP2000 (OPTION)
141	587002402920	CHIP CONVEYOR SLIP ALARM (OPTION)
142	587002403000	HYDRAULIC PUMP MOTOR (3X, 5X)
143	587002403010	HYDRAULIC PUMP MOTOR (SR)
144	587002403200	CHILLER UNIT
145	587002403300	GREASE PUMP
146	587002403400	HEAD LUBE PUMP
147	587002403500	TOOL LENGTH MEASURE
148	587002403600	THERMOMETER ANALOG INPUT
149	587002403702	THERMAL TRIP
150	587002404000	OPERATING PANEL (1)
151	587002404010	OPERATING PANEL (2)
152	587002404020	OPERATING PANEL (3)
153	587002404030	OPERATING PANEL (4)
154	587002404040	OPERATING PANEL (5)
155	587002404050	OPERATING PANEL (6)
156	587002404060	OPERATING PANEL (7) CENTRE PARTITION (OP)
157	587002404500	OPERATING PANEL (8) MAZA-CARE TYPE1 (OP)
158	587002404510	OPERATING PANEL (8) MAZA-CARE TYPE2 (OP)
159	587002404520	NETWORK I/F
160	587002404601	HANDLE BOX (1) (3X) VTC820/30 (OP)
161	587002404610	HANDLE BOX (1) (5X) (OP)
162	587002404620	HANDLE BOX (1) (SR) (OP)
163	587002404631	HANDLE BOX (2) VTC800/30SR - VTC820/30 (OP)
164		
165		

ELEMENTARY DIAGRAM LIST

SET No. : DD587002007

PAGE 6/

No.	DRAWING NUMBER	TITLE
166	587002404640	EMERGENCY STOP HANDLE BOX (OPTION)
167	587002404650	HANDLE BOX (1) VTC820/20 (OP.)
168	587002404660	HANDLE BOX (2) VTC820/20 (OP.)
169	587002405000	EMERGENCY STOP (1)
170	587002405010	EMERGENCY STOP (2)
171	587002405020	EMERGENCY STOP (3)
172	587002405030	EMERGENCY STOP (4)
173	587002405100	MACHINE RH DOOR SAFETY AREA 1 (1)
174	587002405111	MACHINE RH DOOR SAFETY AREA 1 (2) (35KW)
175	587002405121	MACHINE RH DOOR SAFETY AREA 1 (3) (22KW)
176	587002405150	MACHINE LH DOOR SAFETY AREA 2 (1)
177	587002405160	MACHINE LH DOOR SAFETY AREA 2 (2)
178	587002405180	MACHINE DOOR SAFETY (3)
179	587002405200	MAGAZINE DOOR SAFETY
180	587002405400	CENTRE PARTITION (1) (OPTION)
181	587002405410	CENTRE PARTITION (2) (OPTION)
182	587002405420	CENTRE PARTITION (3) (OPTION)
183	587002405431	CENTRE PARTITION (4) (OPTION)
184	587002405440	CENTRE PARTITION MK2 (1) (OPTION)
185	587002405450	CENTRE PARTITION MK2 (2) (OPTION)
186	587002405460	CENTRE PARTITION MK2 (3) (OPTION)
187	587002405470	CENTRE PARTITION MK2 (4) (OPTION)
188	587002405500	MAZAK IHC NEKUST ESI
189	587002410000	MMS UNIT 1/2 HEAD TYPE (OPTION)
190	587002410010	MMS UNIT 2/2 HEAD TYPE (OPTION)
191	587002410020	MMS UNIT (MP3) 1/2 (OPTION)
192	587002410030	MMS UNIT (MP3) 2/2 (OPTION)
193		
194		
195		
196		
197		
198		
199		
200		

ELEMENTARY DIAGRAM LIST

SET No. : DD587002007

PAGE 7/

No.	DRAWING NUMBER	TITLE
201	587002410040	MMS UNIT 1/3 OMP60 TYPE (OPTION)
202	587002410050	MMS UNIT 2/3 OMP60 TYPE (OPTION)
203	587002410060	MMS UNIT 3/3 OMP60 TYPE (OPTION)
204	587002410071	MMS UNIT 1/3 RMP60 TYPE (OPTION)
205	587002410081	MMS UNIT 2/3 RMP60 TYPE (OPTION)
206	587002410091	MMS UNIT 3/3 RMP60 TYPE (OPTION)
207	587002410100	CONDITION LIGHT (+24V) (OPTION)
208	587002410110	CONDITION LIGHT WARM UP (OPTION)
209	587002410120	CONDITION LIGHT SAVING ENERGY MODE (OPTION)
210		
211		
212	587002410200	MIST COLLECTOR (OPTION)
213	587002410210	MIST COLLECTOR (MISTRESA 1 MOTOR) (OPTION)
214	587002410220	MIST COLLECTOR (MISTRESA 2 MOTORS) (OPTION)
215	587002410400	OIL MIST (OPTION)
216	587002410500	HIGH PRESSURE COOLANT (SUPER FLOW USA) (OP)
217	587002410510	HIGH PRESSURE COOLANT (SUPER FLOW USA) (OP)
218	587002410700	YMUK COOLANT INTERFACE SAFETY & POWER (OP.)
219	587002410710	YMUK COOLANT INTERFACE REMOTE I/O (OP.)
220	587002410720	YMUK COOLANT INTERFACE INPUTS (OP.)
221	587002410731	YMUK COOLANT INTERFACE OUTPUTS (OP.)
222	587002410740	YMUK COOLANT INTERFACE LAYOUT (OP.)
223	587002410800	OIL SKIMMER (YME) (OPTION)
224	587002410810	OIL SKIMMER (YMC/JPN/OTH) (OPTION)
225	587002411001	HAND HELD COOLANT NOZZLE (OPTION)
226	587002411101	SHOW LIGHT (OPTION)
227	587002411200	M CODE INTERFACE (OPTION) 1 SET
228	587002411300	NC ROTARY TABLE SERVO (OPTION)
229	587002411310	NC ROTARY TABLE I/O INTERFACE (OPTION)
230	587002412000	VISUAL TOOL ID. (1) (OP.)
231	587002412010	VISUAL TOOL ID. (2) (OP.)
232	587002413001	AUTO POWER ON/OFF (OPTION)
233	587002413100	SPIN WINDOW (VISIPOINT) (OPTION)
234		
235		

ELEMENTARY DIAGRAM LIST

SET No. : DD587002007

No.	DRAWING NUMBER	TITLE
236	587002501004	CABINET LAYOUT (VTC800/30 SR)
237	587002501014	CABINET LAYOUT (VTC820/30 3X5X 35KW)
238	587002501024	CABINET LAYOUT (VTC820/30 5X 22KW)
239	587002501034	CABINET LAYOUT (VTC820/30 3X 22KW)
240	587002501043	CABINET LAYOUT (VTC820/20 3X5X 35KW)
241	587002501053	CABINET LAYOUT (VTC820/20 3X5X 22KW)
242	587002501060	CABINET LAYOUT (VTC800/20 SR)
243	587002501101	POWER PANEL 1 LAYOUT (VTC820/20)
244	587002501111	POWER PANEL 1 LAYOUT (VTC820/30)
245	587002501121	POWER PANEL 1 LAYOUT (VTC800/30SR)
246	587002501130	POWER PANEL 1 LAYOUT (VTC800/20SR)
247	587002501203	POWER PANEL2 LAYOUT (35kW)
248	587002501213	POWER PANEL2 LAYOUT (22kW)
249		
250		
251		
252	587002501401	POWER PANEL3 LAYOUT
253	587002501503	CONTROL PANEL LAYOUT
254	587002501600	MAIN BREAKER BOX LAYOUT (3X5X)
255	587002501610	MAIN BREAKER BOX LAYOUT (VTC800/30 SR)
256	587002501620	MAIN BREAKER BOX LAYOUT (VTC800/20 SR)
257	587002501801	REMOTE I/O AP13 (OPTION)
258	587002502000	XT1 LAYOUT (AC TERMINALS)
259	587002502010	XT1 LAYOUT (DC TERMINALS)
260	587002502100	XT** LAYOUT (OPTION)
261	587002502300	CONTROL CABINET GLAND PLATE LAYOUT
262	587002502311	GLAND PLATE 1 (OPERATING BOX)
263	587002502324	GLAND PLATE 2 (FEED BACK CABLES)
264	587002502332	GLAND PLATE 3 (SERVO POWER CABLES)
265	587002502341	GLAND PLATE 4 (OPTION CABLES)
266	587002502353	GLAND PLATE 5 (COOLANT & MISC. CABLES)
267	587002502360	GLAND PLATE 4 (OPTION CABLES (MK2 CP))
268	587002502370	GLAND PLATE 5 (COOLANT & MISC. CABLES (MK2 CP))
269		
270		

ELEMENTARY DIAGRAM LIST

SET No. : DD587002007

PAGE 9/

No.	DRAWING NUMBER	TITLE
271	587002503000	AP1 BASE I/O LAYOUT
272	587002504000	AP2 T. U LAYOUT
273	587002504100	AP2 T. U DIAGRAM (1)
274	587002504110	AP2 T. U DIAGRAM (2)
275	587002504120	AP2 T. U DIAGRAM (3)
276	587002504130	AP2 T. U DIAGRAM (4)
277	587002504140	AP2 T. U DIAGRAM (5)
278	587002504150	AP2 T. U DIAGRAM (6)
279	587002504160	AP2 T. U DIAGRAM (7)
280	587002504170	AP2 T. U DIAGRAM (8)
281	587002504180	AP2 T. U DIAGRAM (9)
282	587002504301	AP2 T. U CONNECTION DIAGRAM 1
283	587002504310	AP2 T. U CONNECTION DIAGRAM 2
284	587002504320	AP2 T. U CONNECTION DIAGRAM 3
285	587002504331	AP2 T. U CONNECTION DIAGRAM 4
286	587002504340	AP2 T. U CONNECTION DIAGRAM 5
287	587002505000	AP40 SAFETY RELAY UNIT LAYOUT
288	587002505010	SM-YM200K-10 1/2
289	587002505020	SM-YM200K-10 2/2
290	587002700101	OPERATING BOX LAYOUT & PARTS LIST
291	587002700202	M/C OPERATING PANEL LAYOUT (SR)
292	587002700212	M/C OPERATING PANEL LAYOUT (3X)
293	587002700222	M/C OPERATING PANEL LAYOUT (5X)
294	587002700251	SUB OPERATING PANEL (SR)
295	587002700261	SUB OPERATING PANEL (3X)
296	587002700271	SUB OPERATING PANEL (5X)
297	587002700301	HAND PULSE BOX (SR) (OP.)
298	587002700310	HAND PULSE BOX (3X) (OP.)
299	587002700320	HAND PULSE BOX (5X) (OP.)
300	587002700330	HAND PULSE BOX VTC820/20 (OP.)
301	587002700500	DOOR PANEL LAYOUT AUTO PWR. ON/OFF (OP.)
302	587002700520	DOOR PANEL LAYOUT MIST COLLECTOR (OP.)
303		
304		
305		

ELECTRICAL EQUIPMENT CAPACITY LIST - VTC800/30SR

		POWER REQUIREMENT (kVA)		OUTPUT (kW)		REMARKS
			18000 RPM SPINDLE		18000 RPM SPINDLE	
	SPINDLE		37.1 49.9		26.0 35.0	CONTINUOUS RATING SHORT TERM RATING
	X AXIS SERVO Y AXIS SERVO Z AXIS SERVO B AXIS SERVO C AXIS SERVO		13.0 1.0 2.6 1.0 1.0		9.0 3.5 9.0 3.5 3.5	CONTINUOUS RATING (100%) CONTINUOUS RATING (20%) CONTINUOUS RATING (20%) CONTINUOUS RATING (20%) CONTINUOUS RATING (20%)
①	SPINDLE & SERVO		55.7 68.5		38.9 47.9	CONTINUOUS RATING SHORT TERM RATING
②	MAG. ATC & SHIFTER		2.0		1.0	SIMULTANEOUS ONLY
③	NC CONTROL UNIT		0.3			
	HYD. PUMP & CHILLER UNIT FLOOD COOLANT BEDWASH COOLANT		7.07 1.36 0.48		5.0 1.04 0.37	CONTINUOUS RATING (70%)
④	AUX. MOTORS		8.91		6.41	
⑤	100V CIRCUIT & DC24 POWER SUPPLY (kVA)		0.87		0.6	CONTINUOUS RATING (70%)
	TOTAL POWER REQUIREMENTS ①+②+③+④+⑤		67.78 80.58			CONTINUOUS RATING SHORT TERM RATING
	SERVICE WIRE (380-415V)		35 sq mm			
	EARTH WIRE (380-480V)		25 sq mm			
	TRANSFORMER	JPN				
		YMC				
		YME	20 kVA			

OPTIONS

HIGH PRESSURE COOLANT	3.92	3.0	
WASH COOLANT	1.36	1.04	
CHIP CONVEYOR	1.07	0.82	
MIST COLLECTOR	2.88	2.2	
OIL SKIMMER	0.03	0.025	

TOTAL POWER REQUIREMENTS INCLUDING OPTIONS		76.93 89.83			CONTINUOUS RATING SHORT TERM RATING
--	--	----------------	--	--	--

△		 YAMAZAKI MAZAK CORPORATION	APR'D BY	CHK'D BY	DRWN BY	TITLE
△			07/10/2009	07/10/2009	07/10/2009	ELECTRICAL CAPACITY LIST VTC800/30SR
△			R HULL	H ISHIHARA	G HOWELL	DRWN NO. 587002100011
△						
△	EH587HA035E00 - TABLE UPDATED 03/02/10 GH					

This product is subject to all the applicable Japanese Foreign Exchange and Foreign Trade Law.
 本品は『外国為替及び外国貿易法』に該当しますので外国に輸出する場合には同法に基づく許可を必要とします。

ELECTRICAL EQUIPMENT CAPACITY LIST - VTC820/30

		POWER REQUIREMENT (kVA)		OUTPUT (kW)		REMARKS
		12000 RPM SPINDLE	18000 RPM SPINDLE	12000 RPM SPINDLE	18000 RPM SPINDLE	
	SPINDLE	21.3 31.3	37.1 49.9	15.0 22.0	26.0 35.0	CONTINUOUS RATING SHORT TERM RATING
	X AXIS SERVO Y AXIS SERVO Z AXIS SERVO 4th AXIS SERVO	12.8 1.0 1.3 1.0		9.0 3.5 4.5 3.5		CONTINUOUS RATING (100%) CONTINUOUS RATING (20%) CONTINUOUS RATING (20%) CONTINUOUS RATING (20%)
①	SPINDLE & SERVO	37.4 47.4	53.2 66.0	26.3 33.3	37.3 46.3	CONTINUOUS RATING SHORT TERM RATING
②	MAG. ATC & SHIFTER	2.0		1.0		SIMULTANEOUS ONLY
③	NC CONTROL UNIT	0.3				
	HYD. PUMP & CHILLER UNIT FLOOD COOLANT BEDWASH COOLANT	5.74 1.36 0.48	7.07 1.36 0.48	4.0 1.04 0.37	5.0 1.04 0.37	CONTINUOUS RATING (70%)
④	AUX. MOTORS	7.58	8.91	5.41	6.41	
⑤	100V CIRCUIT & DC24 POWER SUPPLY (kVA)	0.87		0.6		CONTINUOUS RATING (70%)
	TOTAL POWER REQUIREMENTS ①+②+③+④+⑤	48.15 58.15	65.28 78.08			CONTINUOUS RATING SHORT TERM RATING
	SERVICE WIRE (380-415V)	35 sq mm				
	EARTH WIRE (380-480V)	25 sq mm				
TRANSFORMER	JPN					
	YMC					
	YME	20 kVA				

OPTIONS

HIGH PRESSURE COOLANT	3.92	3.0	
WASH COOLANT	1.36	1.04	
CHIP CONVEYOR	1.07	0.82	
MIST COLLECTOR	2.88	2.2	
OIL SKIMMER	0.03	0.025	

TOTAL POWER REQUIREMENTS INCLUDING OPTIONS	57.4 67.4	74.53 87.33		CONTINUOUS RATING SHORT TERM RATING
--	--------------	----------------	--	--

△		 YAMAZAKI MAZAK CORPORATION	APR'D BY	CHK'D BY	DRWN BY	TITLE
△			07/10/2009	07/10/2009	07/10/2009	ELECTRICAL CAPACITY LIST VTC820/30
△			R HULL	H ISHIHARA	G HOWELL	DRWN NO. 587002100021
△						
△	EH587HA035E00 - TABLE UPDATED 03/02/10 GH					

This product is subject to all the applicable Japanese Foreign Exchange and Foreign Trade Law.
 本品は『外国為替及び外国貿易法』に該当しますので外国に輸出する場合には同法に基づく許可を必要とします。

ELECTRICAL EQUIPMENT CAPACITY LIST - VTC820/20

		POWER REQUIREMENT (kVA)		OUTPUT (kW)		REMARKS
		12000 RPM SPINDLE	18000 RPM SPINDLE	12000 RPM SPINDLE	18000 RPM SPINDLE	
	SPINDLE	21.3 31.3	37.1 49.9	15.0 22.0	26.0 35.0	CONTINUOUS RATING SHORT TERM RATING
	X AXIS SERVO Y AXIS SERVO Z AXIS SERVO 4th AXIS SERVO	6.4 1.0 1.3 1.0		4.5 3.5 4.5 3.5		CONTINUOUS RATING (100%) CONTINUOUS RATING (20%) CONTINUOUS RATING (20%) CONTINUOUS RATING (20%)
①	SPINDLE & SERVO	31.0 41.0	46.8 59.6	21.8 28.8	32.8 41.8	CONTINUOUS RATING SHORT TERM RATING
②	MAG. ATC & SHIFTER	2.0		1.0		SIMULTANEOUS ONLY
③	NC CONTROL UNIT	0.3				
	HYD. PUMP & CHILLER UNIT FLOOD COOLANT BEDWASH COOLANT	5.74 1.36 0.48	7.07 1.36 0.48	4.0 1.04 0.37	5.0 1.04 0.37	CONTINUOUS RATING (70%)
④	AUX. MOTORS	7.58	8.91	5.41	6.41	
⑤	100V CIRCUIT & DC24 POWER SUPPLY (kVA)	0.87		0.6		CONTINUOUS RATING (70%)
	TOTAL POWER REQUIREMENTS ①+②+③+④+⑤	41.75 51.75	58.88 71.68			CONTINUOUS RATING SHORT TERM RATING
	SERVICE WIRE (380-415V)	35 sq mm				
	EARTH WIRE (380-480V)	25 sq mm				
TRANSFORMER	JPN					
	YMC					
	YME	20 kVA				

OPTIONS

HIGH PRESSURE COOLANT	3.92	3.0	
WASH COOLANT	1.36	1.04	
CHIP CONVEYOR	1.07	0.82	
MIST COLLECTOR	2.88	2.2	
OIL SKIMMER	0.03	0.025	

TOTAL POWER REQUIREMENTS INCLUDING OPTIONS	51.0 61.0	68.13 80.93		CONTINUOUS RATING SHORT TERM RATING
--	--------------	----------------	--	--

△		 YAMAZAKI MAZAK CORPORATION	APR'D BY	CHK'D BY	DRWN BY	TITLE
△			07/10/2009	07/10/2009	07/10/2009	ELECTRICAL CAPACITY LIST VTC820/20
△			R HULL	H ISHIHARA	G HOWELL	DRWN NO. 587002100031
△						
△	EH587HA035E00 - TABLE UPDATED 03/02/10 GH					

This product is subject to all the applicable Japanese Foreign Exchange and Foreign Trade Law.
 本品は『外国為替及び外国貿易法』に該当しますので外国に輸出する場合には同法に基づく許可を必要とします。


ELECTRICAL EQUIPMENT CAPACITY LIST - VTC800/20SR

	POWER REQUIREMENT (kVA)		OUTPUT (kW)		REMARKS
		18000 RPM SPINDLE		18000 RPM SPINDLE	
SPINDLE		37.1 49.9		26.0 35.0	CONTINUOUS RATING SHORT TERM RATING
X AXIS SERVO Y AXIS SERVO Z AXIS SERVO 4th AXIS SERVO		2.0 1.0 12.8 1.0		7.0 3.5 9.0 3.5	CONTINUOUS RATING (20%) CONTINUOUS RATING (20%) CONTINUOUS RATING (100%) CONTINUOUS RATING (20%)
① SPINDLE & SERVO		53.9 66.7		37.8 46.8	CONTINUOUS RATING SHORT TERM RATING
② MAG. ATC & SHIFTER		2.0		1.0	SIMULTANEOUS ONLY
③ NC CONTROL UNIT		0.3			
HYD. PUMP & CHILLER UNIT FLOOD COOLANT BEDWASH COOLANT		7.07 1.36 0.48		5.0 1.04 0.37	CONTINUOUS RATING (70%)
④ AUX. MOTORS		8.91		6.41	
⑤ 100V CIRCUIT & DC24 POWER SUPPLY (kVA)		0.87		0.6	CONTINUOUS RATING (70%)
TOTAL POWER REQUIREMENTS ①+②+③+④+⑤		65.98 78.78			CONTINUOUS RATING SHORT TERM RATING
SERVICE WIRE (380-415V)	35 sq mm				
EARTH WIRE (380-480V)	25 sq mm				
TRANSFORMER	JPN				
	YMC				
	YME	20 kVA			

OPTIONS

HIGH PRESSURE COOLANT	3.92	3.0	
WASH COOLANT	1.36	1.04	
CHIP CONVEYOR	1.07	0.82	
MIST COLLECTOR	2.88	2.2	
OIL SKIMMER	0.03	0.025	

TOTAL POWER REQUIREMENTS INCLUDING OPTIONS		75.24 88.04			CONTINUOUS RATING SHORT TERM RATING
--	--	----------------	--	--	--

△		 YAMAZAKI MAZAK CORPORATION	APR'D BY	CHK'D BY	DRWN BY	TITLE
△			03/02/2010	03/02/2010	03/02/2010	ELECTRICAL CAPACITY LIST VTC800/20SR
△			R HULL	S ITO	G HOWELL	DRWN NO. 587002100040
△						
△						

This product is subject to all the applicable Japanese Foreign Exchange and Foreign Trade Law.
 本品は『外国為替及び外国貿易法』に該当しますので外国に輸出する場合には同法に基づく許可を必要とします。

PLC BIT PARAMETER <RB1-RB8>

RB No.	BIT	COMMENT	1	0	PLC DEVICE		
1	0	TYPE OF TABLE	NC-R	INDEX	R11156	0	M1000
	1	UNITO OF INDEX TABLE (NOT USE)	5° (FINNISH)	1° (TIMER)		1	M1001
	2	NC POSITIONING TABLE	POSITIONING	INDEX		2	M1002
	3	ENDMILL TOOL LENGTH MEASURE	AVAILABLE	DISAVAILABLE		3	M1003
	4	TYPE OF FEEDBACK X	ABSOLUTE	INCREMENTAL		4	M1004
	5	TYPE OF FEEDBACK Y	ABSOLUTE	INCREMENTAL		5	M1005
	6	TYPE OF FEEDBACK Z	ABSOLUTE	INCREMENTAL		6	M1006
	7	TYPE OF FEEDBACK 4	ABSOLUTE	INCREMENTAL		7	M1007
2	0	MAGAZINE MAX TOOL NUMBER	<NOTE1>		8	M1008	
	1				9	M1009	
	2				A	M1010	
	3	ATC TOOL DETECTOR	W/O TOOL	WITH TOOL	B	M1011	
	4				C	M1012	
	5	T CODE OF "MO6T**"	NEXT TOOL	TARGET TOOL	D	M1013	
	6				E	M1014	
	7				F	M1015	
3	0	TYPE OF PALLET CHANGER 1 (2PC)	2P/C	1P/C	R11157	0	M1016
	1	TYPE OF PALLET CHANGER 2 (MULTIPLE PC)	MULTI P/C	1P/C		1	M1017
	2	EXTERNAL FINISH SIGNAL	AVAILABLE	DISAVAILABLE		2	M1018
	3					3	M1019
	4	COOLANT MENU AT POWER ON	"AUTO"ON	"AUTO"OFF		4	M1020
	5	ONE CYCLE SWITCH NEGLECT (CENTER PARTITION)	DISAVAILABLE	AVAILABLE		5	M1021
	6	EXTERNAL I/O	AVAILABLE	DISAVAILABLE		6	M1022
	7	TOOL LENGTH MEASURE TYPE	ARM	FIX		7	M1023
4	0	ATC TYPE	POCKET FIXED	RANDOM	R11158	8	M1024
	1					9	M1025
	2	EIA ATC TYPE	T CODE	MO6		A	M1026
	3					B	M1027
	4	ATC RECOVERY MODE	ACTIVE	INVALID		C	M1028
	5	INCH CONVERSION OF THE PLC PARAMETER	NO CONVERT	CONVERT		D	M1029
	6	ATC OF MAZATROL PROGRAM (INTERFERENCE CHECK)	ALWAYS	CHECKED		E	M1030
	7					F	M1031
5	0	MAZAK MEASURING SYSTEM	MP3	MP10	R11158	0	M1032
	1	LC SENSOR	LC SENSOR	NO SENSOR		1	M1033
	2	MACHINE DOOR INTERLOCK	VALID	INVALID		2	M1034
	3	MAGAZINE DOOR INTERLOCK	VALID	INVALID		3	M1035
	4	PALLET DOOR INTERLOCK	VALID	INVALID		4	M1036
	5	EX. M CODE	M101-M110	M41, 42		5	M1037
	6	CYCLE START BEFORE ZERO RETURN	AVAILABLE	DISAVAILABLE		6	M1038
	7	HANDLE PULSE GENERATOR	3 SET	1 SET		7	M1039
6	0	PATO LIGHT ON AFTER PALLET CHANGE	VALID	INVALID	R11159	8	M1040
	1	D, N, C	AVAILABLE	DISAVAILABLE		9	M1041
	2	TTS (TOOL TRANSFER SYSTEM)	AVAILABLE	DISAVAILABLE		A	M1042
	3	MAZATROL-FMS (RESERVED)	VALID	INVALID		B	M1043
	4	PALLET ID (RESERVED)	VALID	INVALID		C	M1044
	5	ENABLE CYCLE START (M-FMS) (RESERVED)	VALID	INVALID		D	M1045
	6	PATO LIGHT ON AT MO0/MO1	VALID	INVALID		E	M1046
	7	WARM UP ACTION	AVAILABLE	DISAVAILABLE		F	M1047
7	0	MIST COOLANT	AVAILABLE	DISAVAILABLE	R11159	0	M1048
	1	SPINDLE THROUGH COOLANT	AVAILABLE	DISAVAILABLE		1	M1049
	2	OIL HOLE COOLANT	AVAILABLE	DISAVAILABLE		2	M1050
	3	TAP COOLANT	AVAILABLE	DISAVAILABLE		3	M1051
	4	M53 (AUX. COOLANT 1) [2th AIR]	AVAILABLE	DISAVAILABLE		4	M1052
	5	M54 (AUX. COOLANT 2)	AVAILABLE	DISAVAILABLE		5	M1053
	6	NIAGARA COOLANT	AVAILABLE	DISAVAILABLE		6	M1054
	7	SPINDLE THROUGH AIR	AVAILABLE	DISAVAILABLE		7	M1055
8	0	WORK AIR BLAST	AVAILABLE	DISAVAILABLE	R11159	8	M1056
	1	SPINDLE THROUGH AIR (UNDER ROTATION)	VALID	INVALID		9	M1057
	2					A	M1058
	3					B	M1059
	4					C	M1060
	5	WAIT CUTTING FEED TILL COOLANT ON	AVAILABLE	DISAVAILABLE		D	M1061
	6	TOOL ID (DATA WRITE/READ SW.)	AVAILABLE	DISAVAILABLE		E	M1062
	7	EXTERNAL M CODE	2 DIGIT	3 DIGIT		F	M1063

<NOTE1>

REGISTER	bit2	bit1	bit0	MAGAZINE TYPE
RB2	0	0	0	24 TOOLS MAGAZINE
	0	0	1	30 TOOLS MAGAZINE
	0	1	0	60 TOOLS MAGAZINE
	1	0	0	48 TOOLS MAGAZINE

△	△	△	△	△	APR'D BY	CHK'D BY	DRWN BY	TITLE
					19/05/2008	19/05/2008	19/05/2008	PLC PARAMETER LIST RB(1)
					R. HULL	H. ISHIHARA	GH	DRWN NO. 587002101101



This product is subject to all the applicable Japanese Foreign Exchange and Foreign Trade Law. 本品は『外国為替及び外国貿易法』に該当しますので外国に輸出する場合には同法に基づく許可を必要とします。

PLC BIT PARAMETER <RB9-RB16>

RB No.	BIT	COMMENT	1	0	PLC DEVICE		
9	0	TYPE OF FEEDBACK 5	ABSOLUTE	INCREMENTAL	R11160	0	M1064
	1	TYPE OF FEEDBACK 6	ABSOLUTE	INCREMENTAL		1	M1065
	2	5th AXIS SPEC (WITHOUT B AXIS)	AVAILABLE	DISAVAILABLE		2	M1066
	3					3	M1067
	4	TOOL CLAMP/UNCLAMP M CODE (ANGLE TOOL)	VALID	INVALID		4	M1068
	5	SANKYO TILTING TABLE (VTC-5X)	ACTIVE	INVALID		5	M1069
	6	CANCEL ERROR DETECT AT RESET	VALID	INVALID		6	M1070
	7					7	M1071
10	0				8	M1072	
	1				9	M1073	
	2				A	M1074	
	3				B	M1075	
	4				C	M1076	
	5				D	M1077	
	6				E	M1078	
	7				F	M1079	
11	0	RESUME SPINDLE RUN AFTER ATC(EIA/ISO)	VALID	INVALID	R11161	0	M1080
	1	WAIT CUTTING FEED TILL SPINDLE UP TO SPEED	VALID	INVALID		1	M1081
	2	NEGLECT NEXT TOOL	AVAILABLE	DISAVAILABLE		2	M1082
	3	TTS UNMANNED PARAMETER	AVAILABLE	DISAVAILABLE		3	M1083
	4	RESUME SPINDLE RUN AFTER ATC(MAZATROL)	VALID	INVALID		4	M1084
	5	EIA TOOL LIFE BY MDI MODE	AVAILABLE	DISAVAILABLE		5	M1085
	6					6	M1086
	7	BEDWASH COOLANT	VALID	INVALID		7	M1087
12	0	SAFETY YME LEVEL C	VALID	INVALID	R11162	8	M1088
	1	CENTER PARTITION	VALID	INVALID		9	M1089
	2	Data server operation mode type	DIRECT	SUB PROGRAM		A	M1090
	3					B	M1091
	4					C	M1092
	5	ATC MAINTENANCE SCREAN	VALID	INVALID		D	M1093
	6	MG.&ATC (MR-J2)ORIGIN SET MODE	VALID	INVALID		E	M1094
	7					F	M1095
13	0	HSK TOOL	VALID	INVALID	R11162	0	M1128
	1	MG, AIR BLOW(HSK OP.)	VALID	INVALID		1	M1129
	2	HSK SPECIAL LUBRICATION PRESSURE LOW ALARM	VALID	INVALID		2	M1130
	3	MAG AIR BLAST (BIG PLUS)	VALID	INVALID		3	M1131
	4	12000 RPM SPINDLE	VALID	INVALID		4	M1132
	5					5	M1133
	6					6	M1134
	7	MAYFRAN COOLANT	VALID	INVALID		7	M1135
14	0	SUPER FLOW COOLANT	VALID	INVALID	R11163	8	M1136
	1	THR. PRESSURE SW. (LINE FILTER)	VALID	INVALID		9	M1137
	2	SPARE COOLANT	VALID	INVALID		A	M1138
	3	YMUK COOLANT INTERFACE	VALID	INVALID		B	M1139
	4					C	M1140
	5					D	M1141
	6					E	M1142
	7					F	M1143
15	0				R11163	0	M1144
	1	SPINDLE THROUGH MIST(M07:MIST)	VALID	INVALID		1	M1145
	2	FLOOD & THROUGH ANOTHER PUMP	VALID	INVALID		2	M1146
	3	THROUGH COOLANT PRESSURE SWITCH	VALID	INVALID		3	M1147
	4	OIL CHILLER	VALID	INVALID		4	M1148
	5	CYCLE FINISH BUZZER (T. L. M. BUZZER)	VALID	INVALID		5	M1149
	6					6	M1150
	7					7	M1151
16	0				R11163	8	M1152
	1	VISUAL TOOL ID (UNION)	VALID	INVALID		9	M1153
	2	VISUAL TOOL ID (UNION) WITHOUT SOLENOID	W/O SOL	WITH SOL		A	M1154
	3					B	M1155
	4					C	M1156
	5					D	M1157
	6					E	M1158
	7					F	M1159


△1

△1

△2
△2
△2

△2

△2


△		 YAMAZAKI MAZAK CORPORATION	APR'D BY	CHK'D BY	DRWN BY	TITLE
△			19/05/2008	19/05/2008	19/05/2008	PLC PARAMETER LIST RB(2)
△	EH587HA030E00 - PARAM CHANGED/ADDED 12/10/09 GH		R. HULL	H. ISHIHARA	GH	DRWN NO. 587002101112
△	EH587HA017E00 - TEXT CHANGED 15/10/08 GH					

This product is subject to all the applicable Japanese Foreign Exchange and Foreign Trade Law. 本品は『外国為替及び外国貿易法』に該当しますので外国に輸出する場合には同法に基づく許可を必要とします。

PLC BIT PARAMETER <RB17-RB24>

RB No.	BIT	COMMENT	1	0	PLC DEVICE	
17	0				R11164	0 M1112
	1	MMS SKIP ALARM	VALID	INVALID		1 M1113
	2					2 M1114
	3	CONVEYER ENABLE SW. NEGLECT	VALID	INVALID		3 M1115
	4					4 M1116
	5					5 M1117
	6	PALETTE CHANGE HOLD POWER OFF	VALID	INVALID		6 M1118
	7	TEST PARAMETER (MEMORY HIGH CODER)	VALID	INVALID		7 M1119
18	0	RAPID OVERRIDE	25%	50%	8 M1120	
	1	MMS SWITCHED ON/OFF	M CODE	AUTO (ATC)	9 M1121	
	2	TOOL CLAMP (NO TOOL)	VALID	INVALID	A M1122	
	3	SCALE AIR PRESSURE ALARM NEGLECT	VALID	INVALID	B M1123	
	4	AIR PRESSURE ALARM NEGLECT	INVALID	INVALID	C M1124	
	5	RESERVED	VALID	INVALID	D M1125	
	6				E M1126	
	7	CHIP CONVEYOR OPERATION IS PERFORMED AT CYCLE START	VALID	INVALID	F M1127	
19	0				R11165	0 M1096
	1					1 M1097
	2					2 M1098
	3					3 M1099
	4					4 M1100
	5					5 M1101
	6					6 M1102
	7					7 M1103
20	0	HANDLE PULSE BOX	VALID	INVALID	8 M1104	
	1	MR-J2 PLC EMG.	VALID	INVALID	9 M1105	
	2	MANUAL RAPID LIMIT 100%	100%	50%	A M1106	
	3	MANUAL RAPID LIMIT 25%	25%	50%	B M1107	
	4	SHIFTER OVERRIDE	VALID	INVALID	C M1108	
	5	PALLET CHANGE PATO LIGHT	VALID	INVALID	D M1109	
	6				E M1110	
	7	CUT START INTERLOCK AT ATC	VALID	INVALID	F M1111	
21	0	5th AXIS CLAMP BRAKE (NOT SANKYO)	VALID	INVALID	R11166	0 M5180
	1	6th AXIS CLAMP BRAKE (NOT SANKYO)	VALID	INVALID		1 M5181
	2	4TH AXIS +4 -4 SW INPUT SELECT	X118(-)X117(+)	X118(+X117(-)		2 M5182
	3	5TH AXIS +5 -5 SW INPUT SELECT	X11E(-)X11F(+)	X11E(+X11F(-)		3 M5183
	4					4 M5184
	5					5 M5185
	6					6 M5186
	7					7 M5187
22	0	MULTI-ORIENT	VALID	INVALID	8 M5188	
	1	MALTI-ORIENT DIRECTION	CCW	CW	9 M5189	
	2	MMS ORIENT	ALLOWED	NOT ALLOWED	A M5190	
	3	TO KEEP ORIENT WHILE DOOR OPEN & SET-UP OFF	ALLOWED	NOT ALLOWED	B M5191	
	4	CUTTING TIME WHEN PROGRAM CHAIN	RESET	NOT RESET	C M5192	
	5	TOOL INTERFERENCE CHECK	VALID	INVALID	D M5193	
	6	ATC STOPPED BY RESET SW	VALID	INVALID	E M5194	
	7	SPINDLE POWER WITH DOOR OPEN OR SETUP	OFF	ON	F M5195	
23	0	AUTO DOOR OPEN / MANUAL CLOSE	VALID	INVALID	R11167	0 M6510
	1	AUTO DOOR OPEN AND CLOSE	VALID	INVALID		1 M6511
	2	BUZZER WHILE DOOR AUTO OPENING	OFF	ON		2 M6512
	3					3 M6513
	4	ADDITIONAL M CODES UP TO 8	VALID	INVALID		4 M6514
	5					5 M6515
	6					6 M6516
	7					7 M6517
24	0	ROBOT INTERFACE	VALID	INVALID	8 M6518	
	1				9 M6519	
	2				A M6520	
	3				B M6521	
	4				C M6522	
	5				D M6523	
	6				E M6524	
	7				F M6525	

△
1
2
△
2
△
2
△
2
△
2
△
2
△
2
△
2
△
2
△
2

△		 YAMAZAKI MAZAK CORPORATION	APR'D BY	CHK'D BY	DRWN BY	TITLE
△			19/05/2008	19/05/2008	19/05/2008	PLC PARAMETER LIST RB (3)
△			R. HULL	H. ISHIHARA	GH	DRWN NO. 587002101122
△	EH587HA030E00 - PARAMS CHANGED/ADDED 12/10/09 GH					
△	EH587HA017E00 - PARAMS ADDED/CHANGED 15/10/08 GH					

This product is subject to all the applicable Japanese Foreign Exchange and Foreign Trade Law.
 本品は『外国為替及び外国貿易法』に該当しますので外国に輸出する場合には同法に基づく許可を必要とします。

PLC BIT PARAMETER <RB25-RB32>

RB No.	BIT	COMMENT	1	0	PLC DEVICE		
25	0	B-AXIS (SWIVEL HEAD) SPEC.	VALID	INVALID	R11168	0	M6526
	1	5th NCRT WITH B-AXIS (SANKYO)	VALID	INVALID		1	M6527
	2	5th NCRT WITH B-AXIS (NOT SANKYO)	VALID	INVALID		2	M6528
	3	6th NCRT WITH B-AXIS	VALID	INVALID		3	M6529
	4	5TH NCRT POSITION (SANKYO)	LEFT HAND SIDE	RIGHT HAND SIDE		4	M6530
	5	5TH NCRT POSITION (OTHER)	LEFT HAND SIDE	RIGHT HAND SIDE		5	M6531
	6					6	M6532
	7	6th NCRT WITH B-AXIS (SANKYO)	VALID	INVALID		7	M6533
26	0	B-AXIS SERVO ON	ALL THE TIME	WHILE UNCLAMPED	8	M6534	
	1	B-AXIS CLAMP	BY M-CODE	AUTO	9	M6535	
	2				A	M6536	
	3				B	M6537	
	4				C	M6538	
	5				D	M6539	
	6				E	M6540	
	7				F	M6541	
27	0				R11169	0	M6542
	1					1	M6543
	2					2	M6544
	3					3	M6545
	4					4	M6546
	5					5	M6547
	6					6	M6548
	7					7	M6549
28 △1	0	THERMAL TRIP (YMUK COOLANT I/F) FAULT RESPONSE	FEED HOLD	SINGLE BLOCK	8	M6550	
	1	THERMAL TRIP (YMUK COOLANT I/F) FAULT RESPONSE	SPINDLE STOP	SPINDLE RUN	9	M6551	
	2	THERMAL TRIP (YMUK COOLANT I/F) FAULT RESET	RESET ONLY	CLEAR OR RESET	A	M6552	
	3	THERMAL TRIP (YMUK COOLANT I/F) PLC INPUT	N. O.	N. C.	B	M6553	
	4	PRESSURE LOW (YMUK COOLANT I/F) FAULT RESPONSE	FEED HOLD	SINGLE BLOCK	C	M6554	
	5	PRESSURE LOW (YMUK COOLANT I/F) FAULT RESPONSE	SPINDLE STOP	SPINDLE RUN	D	M6555	
	6	PRESSURE LOW (YMUK COOLANT I/F) FAULT RESET	RESET ONLY	CLEAR OR RESET	E	M6556	
	7	PRESSURE LOW (YMUK COOLANT I/F) PLC INPUT	N. O.	N. C.	F	M6557	
29 △1	0				R11170	0	M6558
	1	LEVEL LOW (YMUK COOLANT I/F) FAULT RESET	RESET ONLY	CLEAR OR RESET		1	M6559
	2	LEVEL LOW (YMUK COOLANT I/F) PLC INPUT	N. O.	N. C.		2	M6560
	3					3	M6561
	4	SYSTEM ALARM (YMUK COOLANT I/F) FAULT RESET	RESET ONLY	CLEAR OR RESET		4	M6562
	5	SYSTEM ALARM (YMUK COOLANT I/F) PLC INPUT	N. O.	N. C.		5	M6563
	6	ALARM MONITORING (YMUK COOLANT I/F)	WHILE THRU ON	ALWAYS		6	M6564
	7					7	M6565
30 △1	0	LEVEL LOW (YMUK COOLANT I/F) FAULT RESPONSE	<NOTE 1>		8	M6566	
	1	LEVEL LOW (YMUK COOLANT I/F) FAULT RESPONSE	<NOTE 1>		9	M6567	
	2	LEVEL LOW (YMUK COOLANT I/F) FAULT RESPONSE	SPINDLE STOP	SPINDLE RUN	A	M6568	
	3	SYSTEM ALARM (YMUK COOLANT I/F) FAULT RESPONSE	<NOTE 2>		B	M6569	
	4	SYSTEM ALARM (YMUK COOLANT I/F) FAULT RESPONSE	<NOTE 2>		C	M6570	
	5	SYSTEM ALARM (YMUK COOLANT I/F) FAULT RESPONSE	SPINDLE STOP	SPINDLE RUN	D	M6571	
	6				E	M6572	
	7				F	M6573	
31	0	SPINDLE SPEED CLAMP	OFF	ON	R11171	0	M6574
	1	IGNORE NCRT INTERLOCK RB25 bits 4-6	ON	OFF		1	M6575
	2	BED WASH COOLANT (COVER COOLANT) WITH DOOR OPEN	NOT ALLOWED	ALLOWED		2	M6576
	3	HAND PULSE MODE x1000 IN IMPERIAL	VALID	INVALID		3	M6577
	4	ATC TYPE	M226 MODE	NORMAL		4	M6578
	5					5	M6579
	6					6	M6580
	7					7	M6581
32	0	X AXIS MOVES TO POS IN RL15/16 DURING ATC	VALID	INVALID		8	M6582
	1					9	M6583
	2					A	M6584
	3					B	M6585
	4	USAGE OF 2ND TLM UNIT	IF NEAREST	WITH CP ONLY		C	M6586
	5	NUMBER OF TLM UNITS FITTED	ONE FITTED	TWO FITTED		D	M6587
	6					E	M6588
	7					F	M6589

<NOTE1>

REGISTER	bit0	bit1	LEVEL LOW FAULT RESPONSE
RB30	1	0	WARNING ONLY
	0	1	SINGLE BLOCK SELECTED
	1	1	FEED HOLD SELECTED

<NOTE2>

REGISTER	bit3	bit4	SYSTEM ALARM FAULT RESPONSE
RB30	1	0	WARNING ONLY
	0	1	SINGLE BLOCK SELECTED
	1	1	FEED HOLD SELECTED

△	
△	
△	
△	EH587HA030E00 - PARAMS CHANGED/ADDED 12/10/09 GH
△	EH587HA017E00 - PARAMS ADDED/CHANGED 15/10/08 GH



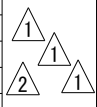
APR'D BY	CHK'D BY	DRWN BY	TITLE
19/05/2008	19/05/2008	19/05/2008	PLC PARAMETER LIST RB(4)
R. HULL	H. ISHIHARA	GH	DRWN NO. 587002101132


TITLE	
PLC PARAMETER LIST RB(4)	
DRWN NO. 587002101132	

This product is subject to all the applicable Japanese Foreign Exchange and Foreign Trade Law. 本品は『外国為替及び外国貿易法』に該当しますので外国に輸出する場合には同法に基づく許可を必要とします。

PLC BIT PARAMETER <RB33-RB40>

RB No.	BIT	COMMENT	1	0	PLC DEVICE		
33	0	2 NCRT SYNCHRONISE MODE	VALID	INVALID	R11172	0	M6590
	1	MASTER WHILE SYNCHRONISED	A AXIS	C AXIS		1	M6591
	2					2	M6592
	3					3	M6593
	4					4	M6594
	5					5	M6595
	6					6	M6596
	7					7	M6597
34	0	FEEDRATE REDUCTION - SPINDLE TEMPERATURE	OFF	ON		8	M6598
	1					9	M6599
	2					A	M6600
	3					B	M6601
	4					C	M6602
	5					D	M6603
	6					E	M6604
	7					F	M6605
35	0				R11173	0	M6606
	1					1	M6607
	2					2	M6608
	3					3	M6609
	4					4	M6610
	5					5	M6611
	6					6	M6612
	7					7	M6613
36	0					8	M6614
	1					9	M6615
	2					A	M6616
	3					B	M6617
	4					C	M6618
	5					D	M6619
	6					E	M6620
	7					F	M6621
37	0				R11174	0	M6622
	1					1	M6623
	2					2	M6624
	3					3	M6625
	4					4	M6626
	5					5	M6627
	6					6	M6628
	7					7	M6629
38	0					8	M6630
	1					9	M6631
	2					A	M6632
	3					B	M6633
	4					C	M6634
	5					D	M6635
	6					E	M6636
	7					F	M6637
39	0				R11175	0	M6638
	1					1	M6639
	2					2	M6640
	3					3	M6641
	4					4	M6642
	5					5	M6643
	6					6	M6644
	7					7	M6645
40	0					8	M6646
	1					9	M6647
	2					A	M6648
	3					B	M6649
	4					C	M6650
	5					D	M6651
	6					E	M6652
	7					F	M6653




△		 YAMAZAKI MAZAK CORPORATION	APR'D BY	CHK'D BY	DRWN BY	TITLE
△			19/05/2008	19/05/2008	19/05/2008	PLC PARAMETER LIST RB (5)
△			R. HULL	H. ISHIHARA	GH	DRWN NO. 587002101142
△	EH587HA035E00 - PARAMETER DELETED 01/02/10 GH					
△	EH587HA030E00 - PARAMS CHANGED/ADDED 12/10/09 GH					

This product is subject to all the applicable Japanese Foreign Exchange and Foreign Trade Law.
 本品は『外国為替及び外国貿易法』に該当しますので外国に輸出する場合には同法に基づく許可を必要とします。

PLC BIT PARAMETER <RB41-RB62>


RB No.	BIT	COMMENT	1	0	PLC DEVICE		
41	0	RESERVED	VALID	INVALID	R11176	0	M6654
	1	RESERVED	VALID	INVALID		1	M6655
	2	RESERVED	VALID	INVALID		2	M6656
	3	RESERVED	VALID	INVALID		3	M6657
	4	RESERVED	VALID	INVALID		4	M6658
	5	RESERVED	VALID	INVALID		5	M6659
	6	RESERVED	VALID	INVALID		6	M6660
	7	RESERVED	VALID	INVALID		7	M6661
42	0				8	M6662	
	1				9	M6663	
	2				A	M6664	
	3				B	M6665	
	4				C	M6666	
	5				D	M6667	
	6				E	M6668	
	7				F	M6669	
43	0				R11177	0	
	1					1	
	2					2	
	3					3	
	4					4	
	5					5	
	6					6	
	7					7	
44	0				8		
	1				9		
	2				A		
	3				B		
	4				C		
	5				D		
	6				E		
	7				F		
45	0				R11178	0	
	1					1	
	2					2	
	3					3	
	4					4	
	5					5	
	6					6	
	7					7	
46	0				8		
	1				9		
	2				A		
	3				B		
	4				C		
	5				D		
	6				E		
	7				F		
47		FOR PALLETECH			R11179		
48		FOR PALLETECH					
49		FOR PALLETECH					
50		FOR PALLETECH			R11180		
51		FOR PALLETECH					
52		FOR PALLETECH			R11181		
53		FOR PALLETECH					
54		FOR PALLETECH			R11182		
55		FOR PALLETECH					
56		FOR PALLETECH			R11183		

△		 YAMAZAKI MAZAK CORPORATION	APR'D BY	CHK'D BY	DRWN BY	TITLE
△			19/05/2008	19/05/2008	19/05/2008	PLC PARAMETER LIST RB(6)
△			R. HULL	H. ISHIHARA	GH	DRWN NO. 587002101150
△						
△						

This product is subject to all the applicable Japanese Foreign Exchange and Foreign Trade Law. 本品は『外国為替及び外国貿易法』に該当しますので外国に輸出する場合には同法に基づく許可を必要とします。

PLC BIT PARAMETER <RB63-RB88>


RB No.	BIT	COMMENT	1	0	PLC DEVICE		
57		FOR PALLETECH			R11184		
58		FOR PALLETECH					
59		FOR PALLETECH					
60		FOR PALLETECH			R11185		
61	0	VOICE ADVISER	VALID	INVALID	R11186	0	M1750
	1	DATA CHECK FUNCTION	VALID	INVALID		1	M1751
	2	MODE 3	VALID	INVALID		2	M1752
	3					3	M1753
	4					4	M1754
	5					5	M1755
	6					6	M1756
62	0					7	M1757
	1					8	M1758
	2					9	M1759
	3					A	M1760
	4					B	M1761
	5					C	M1762
	6					D	M1763
63	0	INTELLIGENT THERMAL SHIELD	INVALID	VALID	R11186	E	M1764
	1	THERMO OFFSET for 4CH	4ch	3ch		F	M1765
	2	THERMO OFFSET for 5CH	5ch	4ch		1	M1766
	3	SPINDLE RETRACTING OFFSET	INVALID	VALID		1	M1767
	4	RESERVED	VALID	INVALID		2	M1768
	5	RESERVED	VALID	INVALID		3	M1769
	6					4	M1770
64	0					5	M1771
	1					6	M1772
	2					7	M1773
	3					8	M1774
	4					9	M1775
	5					A	M1776
	6					B	M1777
					C	M1778	
					D	M1779	
					E	M1780	
					F	M1781	
65					R11188		
66							
67					R11189		
68							
69					R11190		
70							
71					R11191		
72							
73					R11192		
74							
75					R11193		
76							
77					R11194		
78							

△		 YAMAZAKI MAZAK CORPORATION	APR'D BY	CHK'D BY	DRWN BY	TITLE
△			19/05/2008	19/05/2008	19/05/2008	PLC PARAMETER LIST RB(7)
△			R. HULL	H. ISHIHARA	GH	DRWN NO. 587002101160
△						

This product is subject to all the applicable Japanese Foreign Exchange and Foreign Trade Law.
 本品は『外国為替及び外国貿易法』に該当しますので外国に輸出する場合には同法に基づく許可を必要とします。

PLC BIT PARAMETER <RB63-RB88>

RB No.	BIT	COMMENT	1	0	PLC DEVICE		
79					R11195		
80							
81							
82					R11196		
83							
84					R11197		
85							
85	0				R11198	0	M6670
	1					1	M6671
	2					2	M6672
	3					3	M6673
	4					4	M6674
	5					5	M6675
	6					6	M6676
86	7				7	M6677	
	0	RESERVED	VALID	INVALID	8	M6678	
	1	RESERVED	VALID	INVALID	9	M6679	
	2				A	M6680	
	3				B	M6681	
	4				C	M6682	
	5				D	M6683	
6				E	M6684		
87	7				F	M6685	
	0				R11199	0	
	1					1	
	2					2	
	3					3	
	4					4	
	5					5	
6				6			
88	7				7		
	0				8		
	1				9		
	2				A		
	3				B		
	4				C		
	5				D		
6				E			
	7				F		

△		 YAMAZAKI MAZAK CORPORATION	APR'D BY	CHK'D BY	DRWN BY	TITLE
△			19/05/2008	19/05/2008	19/05/2008	PLC PARAMETER LIST RB(8)
△			R. HULL	H. ISHIHARA	GH	
△						DRWN NO. 587002101170


This product is subject to all the applicable Japanese Foreign Exchange and Foreign Trade Law.
 本品は『外国為替及び外国貿易法』に該当しますので外国に輸出する場合には同法に基づく許可を必要とします。

RS PARAMETER

ADDRESS	COMMENT	PLC DEVICE	UNIT	SETTING DATA
RS1	R0 VALUE (RAPID TRAVERSE SPEED %)	R10980	%	0
RS2	R1 VALUE (RAPID TRAVERSE SPEED %)	R10981	%	2
RS3	R2 VALUE (RAPID TRAVERSE SPEED %)	R10982	%	4
RS4	SJOG VALLUE (SPINDLE JOG SPEED R. P. M)	R10983	min ⁻¹	50
RS5	WARM UP WORK No. 1~9999	R10984		0
RS6	SPINDLE LOAD LIMIT ALARM 1	R10985	%	0
RS7	SPINDLE LOAD LIMIT ALARM 2	R10986	%	0
RS8	SPINDLE LOAD CHANGE RATE 1	R10987	%	0
RS9	SPINDLE LOAD CHANGE RATE 2	R10988	%	0
RS10	SETTING UNIT	R10989		0
RS11	SPINDLE MOTOR COIL CHANGE SPEED	R10990	rpm	3300
RS12	SPINDLE MOTOR COIL CHANGE SPEED HYSTERISYS	R10991	rpm	30
RS13	SPINDLE ARRIVE ON THE SPEED [%] (M160)	R10992	± %	0
RS14	SPINDLE ARRIVE ON THE SPEED [%] (M161)	R10993	± %	30
RS15	SPINDLE ARRIVE ON THE SPEED [%] (M162)	R10994	± %	50
RS16	SP. MANUAL MAX SPEED IN MNT. MODE SP.	R10995	rpm	500
RS17	ANGLE RESOLUTION OF MULTIPLE ORIENT ORDER	R10996	0.1deg	10
RS18	MULTIPLE ORIENT ORIGIN OFFSET	R10997	0.1deg	0
RS19		R10998		
RS20		R10999		
RS21	OIL & AIR ALARM COUNTER	R11000		3
RS22	DATA FOR TOOL UNLOAD POSITION	R11001		0
RS23	ATC WARM UP COUNTER	R11002		
RS24	ATC WARM UP HEAVY TOOL DELAY COUNTER	R11003		
RS25	HEAVY TOOL ATC OVERRIDE	R11004		6
RS26		R11005		
RS27		R11006		
RS28		R11007		
RS29		R11008		
RS30	THERMAL OFFSET DISPLAY	R11009	-	0
RS31	THERMAL OFFSET Y AXIS:Sn	R11010	0.1 μ / °	0
RS32	THERMAL OFFSET Y AXIS:Cn	R11011	0.1 μ / °	0
RS33	THERMAL OFFSET X AXIS:Hn	R11012	0.1 μ / °	0
RS34	THERMAL OFFSET X AXIS:Sn	R11013	0.1 μ / °	0
RS35	THERMAL OFFSET X AXIS:Cn	R11014	0.1 μ / °	0
RS36	THERMAL OFFSET Z AXIS:Hn	R11015	0.1 μ / °	0
RS37	THERMAL OFFSET Z AXIS:Sn	R11016	0.1 μ / °	0
RS38	THERMAL OFFSET Z AXIS:Cn	R11017	0.1 μ / °	0
RS39	THERMAL OFFSET Z AXIS:Hn	R11018	0.1 μ / °	0
RS40	THERMAL OFFSET Z 1/10	R11019	0.1 μ	0
RS41	THERMAL OFFSET Y 1/10	R11020	0.1 μ	0
RS42	THERMAL OFFSET X 1/10	R11021	0.1 μ	0
RS43		R11022		
RS44		R11023		
RS45	ITS (ANALOG DATA AVERAGE NUMBER)	R11024	-	10
RS46	ITS (SP. RETRACTING OFFSET SCAN NUMER)	R11025	-	10
RS47	ITS (R1 ANALOG DATA CHANGE TIME)	R11026	-	0
RS48	ITS OFFSET INTERVAL	R11027	100ms	10
RS49	ITS OFFSET STEP	R11028	0.1 μ	5
RS50	MAX DIFF BETWEEN SP & BASE (R2-R0) ALARM 392	R11029	degC	0

△
△
△

△

△		 YAMAZAKI MAZAK CORPORATION	APR'D BY	CHK'D BY	DRWN BY	TITLE
△			19/05/2008	19/05/2008	19/05/2008	PLC PARAMETER LIST RS (1)
△			R. HULL	H. ISHIHARA	GH	DRWN NO.
△						587002101201

This product is subject to all the applicable Japanese Foreign Exchange and Foreign Trade Law.
 本品は『外国為替及び外国貿易法』に該当しますので外国に輸出する場合には同法に基づく許可を必要とします。

RS PARAMETER

ADDRESS	COMMENT	PLC DEVICE	UNIT	SETTING DATA	
				STD	OPTION
RS51		R11030			
RS52	MAYFRAN, SUPER FLOW PRESSURE SETTING	R11031		7	-
RS53		R11032			
RS54		R11033			
RS55	ADDITIONAL M CODE SPEC. SELECTION	R11034		0	
RS56		R11035			
RS57		R11036			
RS58		R11037			
RS59	SHIFTER STROKE (PARK TO SP) - FOR IMS	R11038		0	
RS60	SHIFTER STROKE (PARK TO MAG) - FOR IMS	R11039		0	
RS61	PITCH BETWEEN MAG POCKETS (mm) - FOR IMS	R11040		0	
RS62	TOOL ID SENSOR INSTALLATION POSITION POCKET No. (30T/48T)	R11041	-	-7/-12	-
RS63	ANALOG OUTPUT DATA	R11042			
RS64	M CODE (M100) COOLANT PRESSURE	R11043		300	
RS65	M CODE (M101) COOLANT PRESSURE	R11044		400	
RS66	M CODE (M102) COOLANT PRESSURE	R11045		500	
RS67	M CODE (M103) COOLANT PRESSURE	R11046		700	
RS68	M CODE (M104) COOLANT PRESSURE	R11047		800	
RS69	M CODE (M105) COOLANT PRESSURE	R11048		900	
RS70	M CODE (M106) COOLANT PRESSURE	R11049		1000	
RS71	ANALOG OUTPUT DATA	R11050			
RS72		R11051			
RS73	INVERTER CHIP CONVEYOR COUNTER	R11052	-	0	0
RS74	4 axis name select (VOICE SYSTEM)	R11053	AXIS		NOTE 1
RS75	5 axis name select (VOICE SYSTEM)	R11054	AXIS		NOTE 1
RS76		R11055			
RS77		R11056			
RS78		R11057			
RS79		R11058			
RS80		R11059			
RS97	ITS COEFFICIENT (X) 1	R16280		1	
RS98	ITS COEFFICIENT (X) 2	R16281		1	
RS99	ITS COEFFICIENT (Z) 1	R16282		1	
RS100	ITS COEFFICIENT (Z) 2	R16283		1	



NOTE 1 :

AXIS NAME	SETTING DATA
"A" axis	1
"B" axis	2
"C" axis	3

 		 YAMAZAKI MAZAK CORPORATION	APR'D BY	CHK'D BY	DRWN BY	TITLE
			19/05/2008	19/05/2008	19/05/2008	PLC PARAMETER LIST RS (2)
			R. HULL	H. ISHIHARA	GH	DRWN NO.
			EH587HA030E00 - PARAM CHANGED/ADDED 12/10/09 GH			

This product is subject to all the applicable Japanese Foreign Exchange and Foreign Trade Law.
 本品は『外国為替及び外国貿易法』に該当しますので外国に輸出する場合には同法に基づく許可を必要とします。

PLC DATA (LONG TYPE) PARAMETER <RL>

RL	COMMENT	STANDARD	RL	COMMENT	STANDARD
1			33		
2			34		
3			35		
4			36		
5			37		
6			38		
7			39		
8			40	SPINDLE MAX SPEED WITHOUT TOOL	18000/12000
9	AREA1 STROKE END -	(NOTE1)	41		
10	AREA2 STROKE END +	(NOTE2)	42		
11	AREA1 TRANSFER POSITION	(NOTE3)	43		
12	AREA2 TRANSFER POSITION	(NOTE4)	44		
13			45		
14			46		
15	ATC POSITION X-AXIS (R)	0	47		
16	ATC POSITION X-AXIS (L) - CP SPEC.	0	48		
17			49		
18			50		
19			51		
20			52		
21	ITS (SP. RETRACTING OFFSET)	(NOTE5)	53		
22			54		
23			55		
24			56		
25			57		
26			58		
27			59		
28			60		
29			61		
30			62		
31			63		
32			64		

NOTE 1 :

TOOL TYPE	SETTING DATA
VTC800/30SR	-11910000
-	-

NOTE 5 :

TOOL TYPE	SETTING DATA
18000rpm	-3000
12000rpm	-
BIG PLUS or HSK	0

NOTE 2 :


TOOL TYPE	SETTING DATA
VTC800/30SR	-18090000
-	-

NOTE 3 :

TOOL TYPE	SETTING DATA
VTC800/30SR	-11900000
-	-

NOTE 4 :

TOOL TYPE	SETTING DATA
VTC800/30SR	-18100000
-	-

△		 <p>YAMAZAKI MAZAK CORPORATION</p>	APR'D BY	CHK'D BY	DRWN BY	TITLE
△			19/05/2008	19/05/2008	19/05/2008	PLC PARAMETER LIST RL
△			R. HULL	H. ISHIHARA	GH	DRWN NO. 587002101221
△						
△	EH587HA030E00 - PARAM CHANGED/ADDED 12/10/09 GH					

This product is subject to all the applicable Japanese Foreign Exchange and Foreign Trade Law.
 本品は『外国為替及び外国貿易法』に該当しますので外国に輸出する場合には同法に基づく許可を必要とします。

TIM PARAMETER

ADDRESS	COMMENT	PLC DEVICE	UNIT	SETTING DATA	
				STD	OPTION
TIM51		R10950			
TIM52	CHILLER UNIT OFF TIMER (RB17 bit 5)	R10951	1 min	60	
TIM53	HYDRAULIC PUMP ON TIMER	R10952	0.1sec	0	-
TIM54	HYDRAULIC PUMP ON INTERVAL	R10953	0.1sec	0	-
TIM55	COOLANT DETECTION DELAY TIMER	R10954	0.1sec	0	-
TIM56	SPEED MONITOR DELAY TIMER	R10955	0.1sec	0	
TIM57	ROBOT TIME OUT	R10956	0.1sec	0	
TIM58		R10957			
TIM59		R10958			
TIM60		R10959			
TIM61		R10960			
TIM62		R10961			
TIM63		R10962			
TIM64		R10963			
TIM65		R10964			
TIM66		R10965			
TIM67		R10966			
TIM68		R10967			
TIM69		R10968			
TIM70		R10969			
TIM71		R10970			-
TIM72		R10971			-
TIM73	CYCLE FIN. BUZZER. FIN. TIMER	R10972	0.1sec	600	
TIM74		R10973			
TIM75		R10974			
TIM76		R10975			
TIM77		R10976			
TIM78		R10977			
TIM79		R10978			
TIM80		R10979			
TIM81		R16176			
TIM82		R16177			
TIM83		R16178			
TIM84		R16179			
TIM85		R16180			
TIM86		R16181			
TIM87		R16182			
TIM88		R16183			
TIM89		R16184			
TIM90		R16185			
TIM91		R16186			
TIM92		R16187			
TIM93		R16188			
TIM94		R16189			
TIM95		R16190			
TIM96					
TIM97					
TIM98					-
TIM99					-
TIM100	M480 FIN TIMER	R16195	0.1sec	0	

△

△

△

△

△	
△	
△	
△	
△	EH587HA030E00 - PARAM CHANGED/ADDED 12/10/09 GH



APR'D BY	CHK'D BY	DRWN BY	TITLE
19/05/2008	19/05/2008	19/05/2008	PLC PARAMETER LIST TIM (2)
R. HULL	H. ISHIHARA	GH	DRWN NO. 587002101311

TITLE	PLC PARAMETER LIST TIM (2)
DRWN NO.	587002101311

This product is subject to all the applicable Japanese Foreign Exchange and Foreign Trade Law. 本品は『外国為替及び外国貿易法』に該当しますので外国に輸出する場合には同法に基づく許可を必要とします。

TIM PARAMETER

ADDRESS	COMMENT	PLC DEVICE	UNIT	SETTING DATA	
				STD	OPTION
TIM101	M481 FIN TIMER	R16196	0.1sec	0	
TIM102	M482 FIN TIMER	R16197	0.1sec	0	
TIM103	M483 FIN TIMER	R16198	0.1sec	0	-
TIM104	M484 FIN TIMER	R16199	0.1sec	0	-
TIM105	M485 FIN TIMER	R16200	0.1sec	0	-
TIM106	M486 FIN TIMER	R16201	0.1sec	0	
TIM107	M487 FIN TIMER	R16202	0.1sec	0	
TIM108	ENERGY SAVING MODE (WHEN ZERO SET, THIS FUNCTION INVALID)	R16203	0.1sec	9000	
TIM109	ENERGY SAVING MODE - WORK LIGHT (WHEN ZERO SET, THIS FUNCTION INVALID)	R16204	0.1sec	9000	
TIM110		R16205			
TIM111		R16206			
TIM112		R16207			
TIM113		R16208			
TIM114		R16209			
TIM115		R16210			
TIM116		R16211			
TIM117		R16212			
TIM118		R16213			
TIM119		R16214			
TIM120		R16215			
TIM121		R16216			-
TIM122		R16217			-
TIM123		R16218	0.1sec	600	
TIM124		R16219			
TIM125		R16220			
TIM126		R16221			
TIM127		R16222			
TIM128		R16223			
TIM129		R16224			
TIM130		R16225			
TIM131		R16226			
TIM132		R16227			
TIM133		R16228			
TIM134		R16229			
TIM135		R16230			
TIM136		R16231			
TIM137		R16232			
TIM138		R16233			
TIM139		R16234			
TIM140		R16235			
TIM141		R16236			
TIM142		R16237			
TIM143		R16238			
TIM144		R16239			
TIM145		R16240			
TIM146		R16241			
TIM147		R16242			
TIM148		R16243			-
TIM149		R16244			-
TIM150		R16245			

△		 YAMAZAKI MAZAK CORPORATION	APR'D BY	CHK'D BY	DRWN BY	TITLE
△			12/10/2009	12/10/2009	12/10/2009	PLC PARAMETER LIST TIM(3)
△			R. HULL	H. ISHIHARA	GH	DRWN NO.
△						587002101320

This product is subject to all the applicable Japanese Foreign Exchange and Foreign Trade Law.
 本品は『外国為替及び外国貿易法』に該当しますので外国に輸出する場合には同法に基づく許可を必要とします。

PLC DATA (SHORT TYPE) PARAMETER


ADDRESS	C O M M E N T	UNIT	STANDARD	
			12000rpm	15000rpm
R 2110				
1				
2				
3				
4				
5				
6				
7				
8				
9				
R 2120				
1				
2				
3				
4				
5				
6				
7				
8				
9				
R 2130				
1				
2				
3				
4				
5				
6				
7				
8				
9				
R 2140				
1				
2				
3				
4				
5				
6				
7				
8				
9				

△		 YAMAZAKI MAZAK CORPORATION	APR'D BY	CHK'D BY	DRWN BY	TITLE
△			19/05/2008	19/05/2008	19/05/2008	PLC PARAMETER LIST R(1)
△			R. HULL	H. ISHIHARA	GH	DRWN NO.
△						587002101400

This product is subject to all the applicable Japanese Foreign Exchange and Foreign Trade Law.
 本品は『外国為替及び外国貿易法』に該当しますので外国に輸出する場合には同法に基づく許可を必要とします。

PLC DATA (SHORT TYPE) PARAMETER


ADDRESS	C O M M E N T	UNIT	SETTING DATA	
			12000rpm	15000rpm
R 2150	SPINDLE LOAD DATA (TRYAL RUN)		0	0
1	SPINDLE LOAD DATA (TRYAL RUN)		0	0
2	SPINDLE LOAD DATA (TRYAL RUN)		0	0
3	SPINDLE LOAD DATA (TRYAL RUN)		0	0
4	SPINDLE LOAD DATA (TRYAL RUN)		0	0
5	SPINDLE LOAD DATA (TRYAL RUN)		0	0
6	SPINDLE LOAD DATA (TRYAL RUN)		0	0
7	SPINDLE LOAD DATA (TRYAL RUN)		0	0
8	SPINDLE LOAD DATA (TRYAL RUN)		0	0
9	SPINDLE LOAD DATA (TRYAL RUN)		0	0
R 2160	SPINDLE LOAD DATA (WARM UP)		0	0
1	SPINDLE LOAD DATA (WARM UP)		0	0
2	SPINDLE LOAD DATA (WARM UP)		0	0
3	SPINDLE LOAD DATA (WARM UP)		0	0
4	SPINDLE LOAD DATA (WARM UP)		0	0
5				
6				
7				
8				
9				
R 2170				
1				
2				
3				
4				
5				
6				
7				
8				
9				
R 2180				
1				
2				
3				
4				
5				
6				
7				
8				
9				
R 2190				
1				
2				
3				
4				
5				
6				
7				
8				
9				

△		 YAMAZAKI MAZAK CORPORATION	APR'D BY	CHK'D BY	DRWN BY	TITLE
△			19/05/2008	19/05/2008	19/05/2008	PLC PARAMETER LIST R(2)
△			R. HULL	H. ISHIHARA	GH	DRWN NO.
△						587002101410

This product is subject to all the applicable Japanese Foreign Exchange and Foreign Trade Law.
 本品は『外国為替及び外国貿易法』に該当しますので外国に輸出する場合には同法に基づく許可を必要とします。

PLC PARAMETER (DATA TYPE)

ADDRESS			UNIT	STANDARD
MEMORY	ACTIVE			
R 2300	R 2800	b i t TYPE		2048
1	1	(PLC-CMN PALAMETER LIST REFERENCE)		0
2	2	b i t TYPE		0
3	3	(PLC-CMN PALAMETER LIST REFERENCE)		1
4	4	b i t TYPE		0
5	5	(PLC-CMN PALAMETER LIST REFERENCE)		0
6	6	READ AND WRITE TIME OVER ALARM COUNTER DATA	SCAN	0
7	7	COUNTER DATA THAT MACHINE HAS TOOL ID OR NOT.	SCAN	0
8	8	RETRY COUNTER DATA OF RESPONSE SIGNAL RECEIVE	SCAN	0
9	9	THERMAL DISPLACEMENT MACHINT TYPE PARAMETER	Hex	602
R 2310	R 2810			
1	1			
2	2			
3	3			
4	4	OVER HEAT FOR 1 SAMPLING	0.1° C	100
5	5	OFFSET EXEC.DELAY COUNTER	SCAN	-1600
6	6	OFFSET EXEC.DELAY COUNTER FOR AFTER ATC	SCAN	0
7	7	OFFSET VALVE BY ONE TIME	0.5μ	1
8	8	OFFSET VALVE BY ONE TIME FOR AFTER ATC	0.5μ	0
9	9	THRESHOLD	0.1° C	0
R 2320	R 2820			
1	1	AFC Z AXIS LOAD METER REVISION QUANTITY	%	0
2	2			
3	3	AFC Z AXIS LOAD METER REVISION QUANTITY	%	0
4	4			
5	5			
6	6			
7	7			
8	8			
9	9			
R 2330	R 2830			
1	1			
2	2			
3	3			
4	4			
5	5			
6	6			
7	7			
8	8			
9	9			
R 2340	R 2840			
1	1			
2	2			
3	3			
4	4			
5	5			
6	6			
7	7			
8	8	CLAMP SPEED AT GAP ELIMINATER ON	mm/min	8000
9	9	1st OVERRID AT GAP ELIMINATER SIGNAL OFF	%	200

△		 YAMAZAKI MAZAK CORPORATION	APR'D BY	CHK'D BY	DRWN BY	TITLE
△			19/05/2008	19/05/2008	19/05/2008	PLC PARAMETER LIST R(3)
△			R. HULL	H. ISHIHARA	GH	DRWN NO.
△						587002101420
△						

This product is subject to all the applicable Japanese Foreign Exchange and Foreign Trade Law.
 本品は『外国為替及び外国貿易法』に該当しますので外国に輸出する場合には同法に基づく許可を必要とします。

PLC PARAMETER (DATA TYPE)

ADDRESS			UNIT	STANDARD
MEMORY	ACTIVE			
R 2350	R 2850			
1	1			
2	2			
3	3			
4	4			
5	5			
6	6			
7	7			
8	8			
9	9			
R 2360	R 2860			
1	1			
2	2			
3	3			
4	4	AFC ALARM TIME AFTER CLAMPED 2nd OV	SEC	5
5	5	AFC MIN. VALUE OF 2nd OVERRIDE	0.01%	5000
6	6	AFC MAX. VALUE OF 2nd OVERRIDE	0.01%	10000
7	7	AFC STEP VALUE OF 2nd OVERRIDE	0.01%	40
8	8	AFC LOWER	0.01%	10
9	9	AFC UPPER	%	10
R 2370	R 2870			
1	1			
2	2			
3	3			
4	4			
5	5			
6	6			
7	7			
8	8			
9	9		LONG	100000
R 2380	R 2880	Z AXIS SKIP POSITION (2nd TLM unit)		
1	1			
2	2	Y AXIS START POSITION OF TOOL LENGTH MEASURE (2nd TLM unit)		
3	3			
4	4	X AXIS START POSITION OF TOOL LENGTH MEASURE (2nd TLM unit)		
5	5			
6	6	TOOL LENGTH MEASURE SKIP SPEED	mm/ min	300
7	7			
8	8	TOOL LENGTH MEASURE RAPID TRAVERSE OVERRIDE	%	16
9	9			
R 2390	R 2890	DISTANCE BETWEEN SKIP AND DEC. SENSORS	0.1μ	260000
1	1			
2	2	Z AXIS SKIP POSITION (1st TLM unit)	0.1μ	()
3	3			
4	4	Z AXIS START POSITION OF TOOL LENGTH MEASURE	0.1μ	0
5	5			
6	6	Y AXIS START POSITION OF TOOL LENGTH MEASURE (1st TLM unit)	0.1μ	()
7	7			
8	8	X AXIS START POSITION OF TOOL LENGTH MEASURE (1st TLM unit)	0.1μ	()
9	9			

△		 YAMAZAKI MAZAK CORPORATION	APR'D BY	CHK'D BY	DRWN BY	TITLE
△			19/05/2008	19/05/2008	19/05/2008	PLC PARAMETER LIST R(4)
△			R. HULL	H. ISHIHARA	GH	DRWN NO.
△						587002101430


This product is subject to all the applicable Japanese Foreign Exchange and Foreign Trade Law.
 本品は『外国為替及び外国貿易法』に該当しますので外国に輸出する場合には同法に基づく許可を必要とします。

PLC-CMN PALAMETER TABLE

R	BIT	COMMENT	1	0
2300	0	(NOT USED) MANUAL MEASURE	VALID	INVALID
	1	(NOT USED) TOOL ID	VALID	INVALID
	2	(NOT USED) VARIABLE TIMER	VALID	INVALID
	3	V100 ONLY	VALID	INVALID
	4	(NOT USED) V100 ONLY	VALID	INVALID
	5	(NOT USED) V100 ONLY	VALID	INVALID
	6	FMC CONTROL	VALID	INVALID
	7	(NOT USED) FMS PALLET ID	VALID	INVALID
	8	(NOT USED) FMC CONTROL ID	VALID	INVALID
	9	(NOT USED) RS232C 1 PORT TYPE	VALID	INVALID
	A	(NOT USED) TOOL ID R RESISTOR LOADE	VALID	INVALID
	B	THERMAL DISPLACEMENT OFFSET	VALID	INVALID
	C	(NOT USED) THERMAL DISPLACEMENT MACRO VARIABLE WRITE	VALID	INVALID
	D	V100 ONLY	VALID	INVALID
	E	(NOT USED) TOOL ID SERIAL TYPE	VALID	INVALID
	F	(NOT USED) TOOL ID EUCHINER	VALID	INVALID
2301	0	(NOT USED) TOOL LENGTH TO LIFE INDEX DISPLAY AT READ	VALID	INVALID
	1	(NOT USED) TOOL LENGTH TO LIFE INDEX DISPLAY AT READ	VALID	INVALID
	2	(NOT USED) TOOL LENGTH AT WRITE	LIFE CONTROL	TOOL DATA
	3	(NOT USED) TOOL LENGTH TO LIFE INDEX DISPLAY AT READ	OFF SET NO.	COMPENSATION
	4	(NOT USED) TOOL LENGTH TO LIFE INDEX DISPLAY AT READ	OFF SET NO.	COMPENSATION
	5	(NOT USED) TOOL DIAMETER AT WRITE	LIFE CONTROL	TOOL DATA
	6	(NOT USED) TIME TO LIFE INDEX DISPLAY AT READ	VALID	INVALID
	7	(NOT USED) LIFE AT WRITE	LIFE CONTROL	TOOL DATA
	8	(NOT USED) FLAG TO LIFE INDEX DISPLAY AT READ	VALID	INVALID
	9	(NOT USED) FLAG AT WRITE	LIFE OR TOOL	TOOL DATA
	A	(NOT USED) ID NO. AT WRITE	VALID	INVALID
	B	(NOT USED) DATA AT MANUAL WRITE	ONLY FLAG	ALL DATA
	C	(NOT USED) PROTECT SPINDLE TOOL AND NEXT TOOL NO. OF WRITE	VALID	INVALID
	D	(NOT USED) READ AND WRITE TO LIFE CONTROL DISPLAY	VALID	INVALID
	E	(NOT USED) READ AND WRITE TO ID NO. GROUP NO.	VALID	INVALID
	F	(NOT USED) TOOL DIAMETER READ AND WRITE TOOL COM. TYPE A	VALID	INVALID
2302	0	(NOT USED) FIXTURE OFF SET AT WRITE	VALID	INVALID
	1	(NOT USED) MEASUREMENT DATA AT WRITE	VALID	INVALID
	2	(NOT USED) BASIC COORDINATE AT WRITE	VALID	INVALID
	3	(NOT USED) ARBITRARY 1 BYTE WRITE AT WRITE	VALID	INVALID
	4	(NOT USED) MACHINING UN FINISH / MACHINING FLAG AT WRITE	VALID	INVALID
	5	(NOT USED) ARBITRARY 1 BYTE WRITE AT WRITE	HEAD NO. 1	HEAD NO. 2
	6	(NOT USED)	NOTE 1	
	7			
	8	(NOT USED) PALLET NO. DISPLAY TO MACHINING CONTROL DISPLAY	VALID	INVALID
	9	(NOT USED) PROGRAM DISPLAY TO MACHINING CONTROL DISPLAY	VALID	INVALID
	A	(NOT USED) H-400N HEAD 1 c h TYPE	VALID	INVALID
	B		VALID	INVALID
	C		VALID	INVALID
	D	(NOT USED) COMMUNICATION PARAMETER MANUAL INPUT	VALID	INVALID
	E	(NOT USED) COMMUNICATION PARAMETER MANUAL INPUT	VALID	INVALID
	F		VALID	INVALID
2303	0	USR 1 PARAMETER	VALID	INVALID
	1	(NOT USED) USR 2 PARAMETER	VALID	INVALID
	2	(NOT USED) USR 3 PARAMETER	VALID	INVALID
	3	(NOT USED) USR 4 PARAMETER	VALID	INVALID
	4	(NOT USED) USR 5 PARAMETER	VALID	INVALID
	5	(NOT USED) USR 6 PARAMETER	VALID	INVALID
	6	(NOT USED) USR 7 PARAMETER	VALID	INVALID
	7	(NOT USED) USR 8 PARAMETER	VALID	INVALID
	8	(NOT USED) USR 1 DISPLAY COMPULSION PARAMETER	VALID	INVALID
	9	(NOT USED) USR 2 DISPLAY COMPULSION PARAMETER	VALID	INVALID
	A	(NOT USED) USR 3 DISPLAY COMPULSION PARAMETER	VALID	INVALID
	B	(NOT USED) USR 4 DISPLAY COMPULSION PARAMETER	VALID	INVALID
	C	(NOT USED) USR 5 DISPLAY COMPULSION PARAMETER	VALID	INVALID
	D	(NOT USED) USR 6 DISPLAY COMPULSION PARAMETER	VALID	INVALID
	E	(NOT USED) USR 7 DISPLAY COMPULSION PARAMETER	VALID	INVALID
	F	(NOT USED) USR 8 DISPLAY COMPULSION PARAMETER	VALID	INVALID

NOTE 1 :


bit 7	bit 6	COMMON VARIABLE
0	0	#530 ~ #549
0	1	#580 ~ #599
1	0	#680 ~ #699

△		 YAMAZAKI MAZAK CORPORATION	APR'D BY	CHK'D BY	DRWN BY	TITLE
△			19/05/2008	19/05/2008	19/05/2008	PLC-CMN PARAMETER LIST (1)
△			R. HULL	H. ISHIHARA	GH	DRWN NO. 587002103000
△						
△						

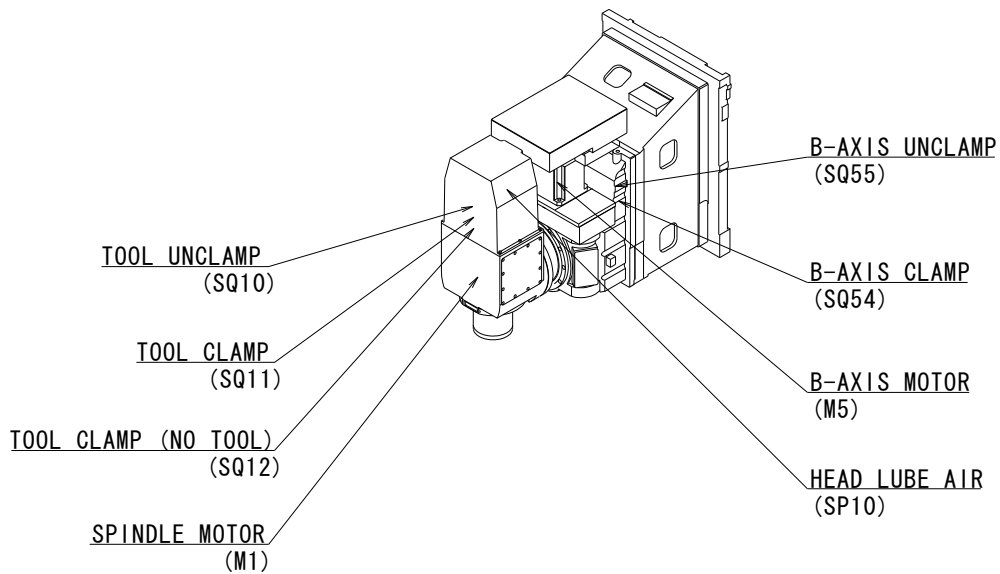
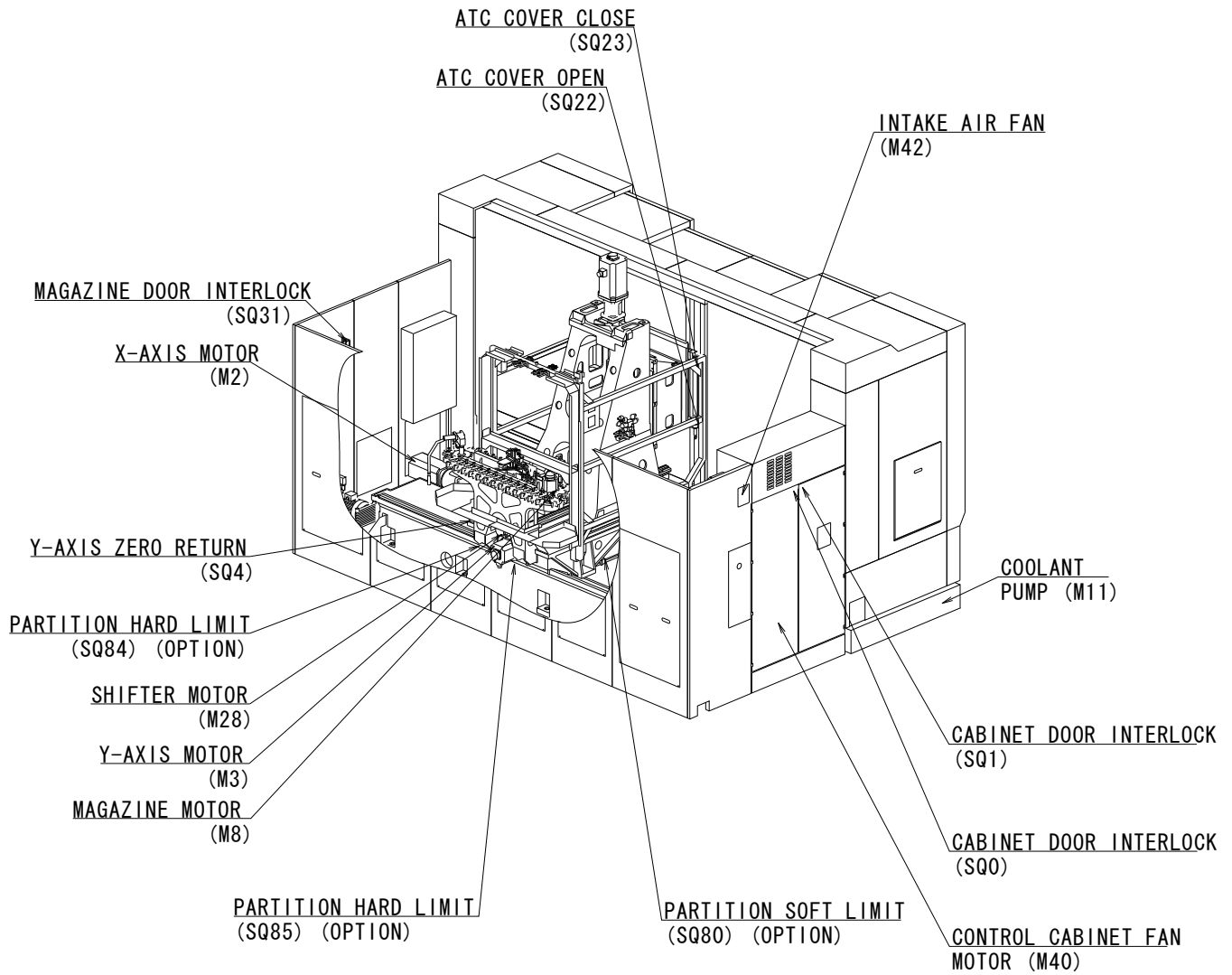
This product is subject to all the applicable Japanese Foreign Exchange and Foreign Trade Law.
 本品は『外国為替及び外国貿易法』に該当しますので外国に輸出する場合には同法に基づく許可を必要とします。


PLC-CMN PALAMETER TABLE

R	BIT	COMMENT	1	0
2304	0	(NOT USED)TOOL USE WRONG FLAG	VALID	INVALID
	1			
	2	(NOT USED)TOOL DATA ID NO. DISPLAY	HEXA DECIMAL	DECIMAL
	3			
	4			
	5			
	6			
	7			
	8			
	9			
	A			
	B			
	C			
	D			
	E			
F				
2305	0	(NOT USED)LOADING STATION FINISH OPERATION	OK	STAND
	1	(NOT USED)AFTER MACHINING FINISH LAST PLAN AUTO ALLOTME	STAND	MEAN
	2	(NOT USED)NUMBER OF TIME	ADD	SUBTRACT
	3	(NOT USED)DC BATTERY LIFE CHECK	VALID	INVALID
	4	(NOT USED)DC BATTERY LIFE CHECK	VALID	INVALID
	5			
	6			
	7			
	8			
	9			
	A			
	B			
	C			
	D			
	E			
F				
2309	0			
	1			
	2	THERMAL DISPLACEMENT OFFSET MACHINE SELECT		
	3			
	4			
	5			
	6			
	7			
	8			
	9			
	A	(NOT USED)PC ONLINE FUNCITON	VALID	INVALID
	B	(NOT USED)USR 3 MENU KEY	VALID	INVALID
	C	(NOT USED)V40 TOOL LENGTH TYPE	VALID	INVALID
	D			
	E			
F	(NOT USED)CHANGED INPUT DUMMY AT EXTENSION ONESELF DIAG.	VALID	INVALID	

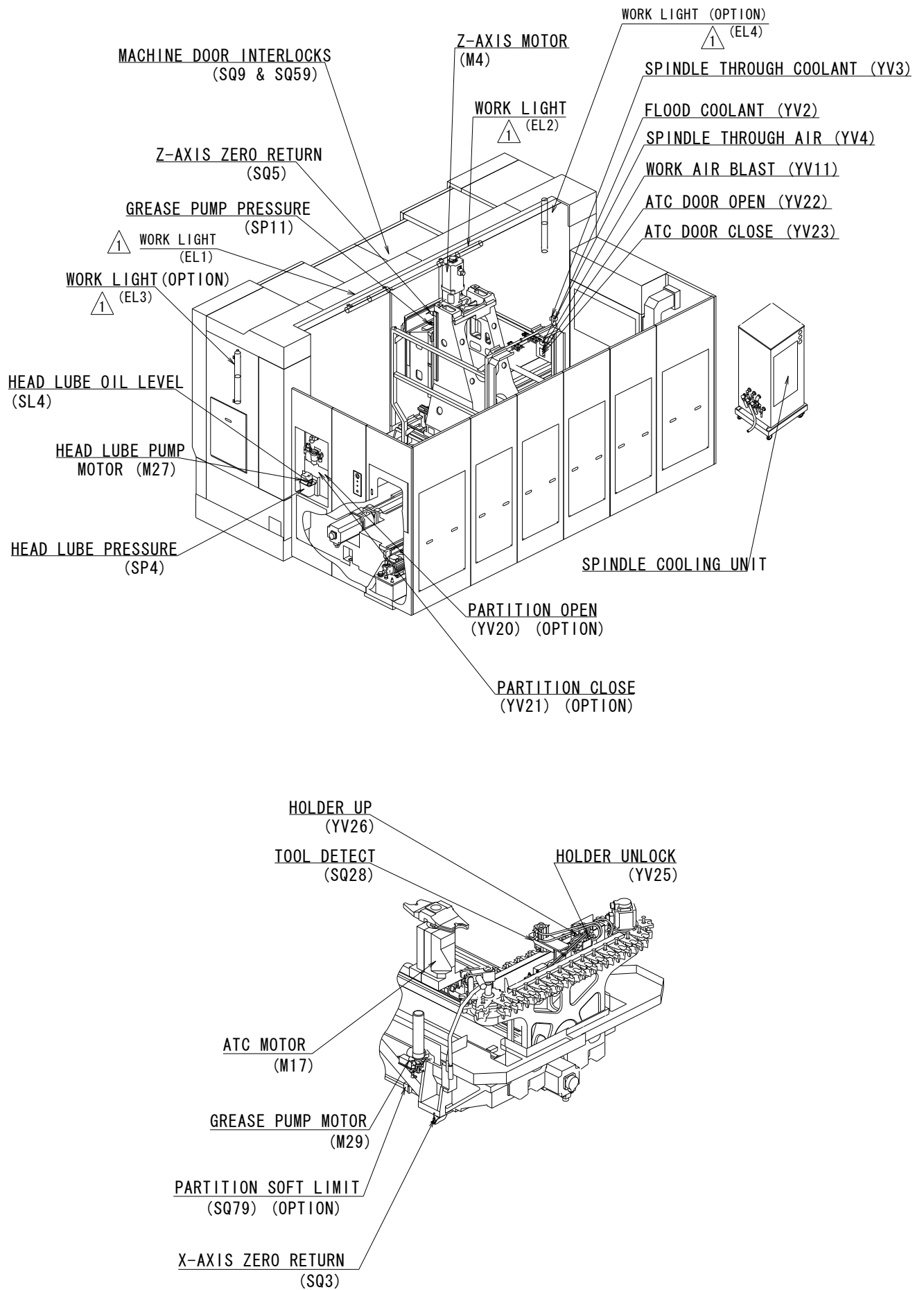
△		 YAMAZAKI MAZAK CORPORATION	APR'D BY	CHK'D BY	DRWN BY	TITLE
△			19/05/2008	19/05/2008	19/05/2008	PLC-CMN PARAMETER LIST (2)
△			R. HULL	H. ISHIHARA	GH	DRWN NO.
△						587002103100
△						


This product is subject to all the applicable Japanese Foreign Exchange and Foreign Trade Law.
 本品は『外国為替及び外国貿易法』に該当しますので外国に輸出する場合には同法に基づく許可を必要とします。



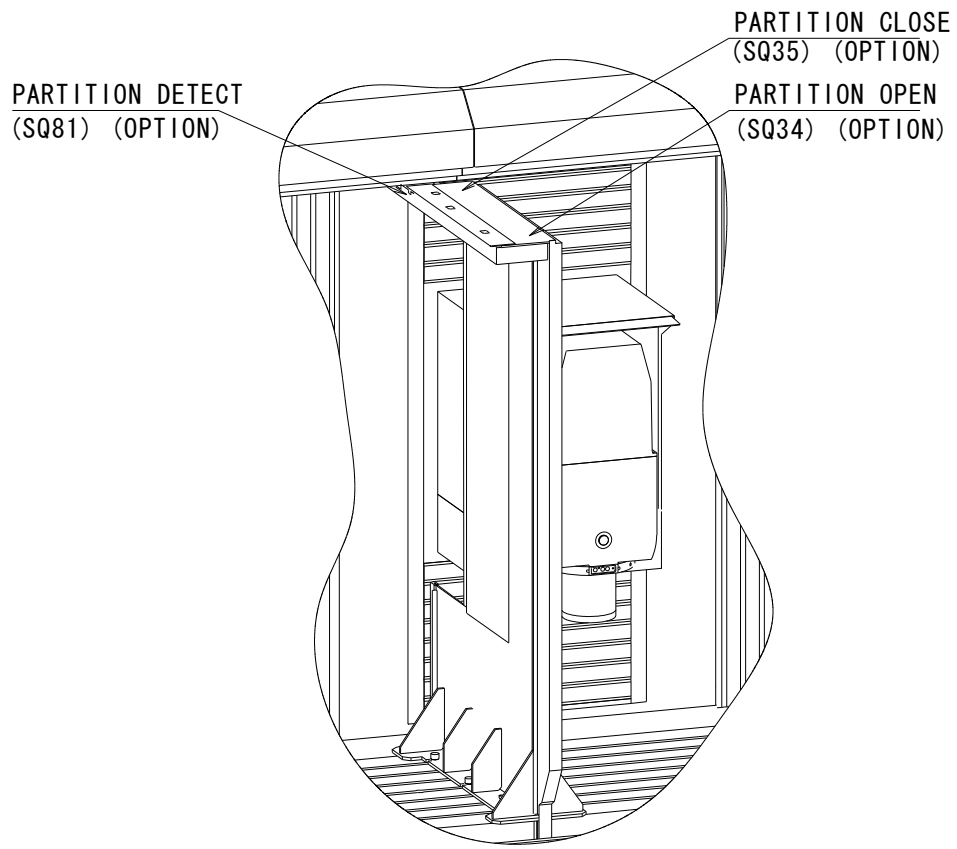
△		 YAMAZAKI MAZAK CORPORATION	APR'D BY	CHK'D BY	DRWN BY	TITLE
△			19/05/2008	19/05/2008	19/05/2008	COMPONENTS LAYOUT (1)
△			R. HULL	H. ISHIHARA	GH	DRWN NO.
△						587002300100
△						

This product is subject to all the applicable Japanese Foreign Exchange and Foreign Trade Law.
 本品は『外国為替及び外国貿易法』に該当しますので外国に輸出する場合には同法に基づく許可を必要とします。




△		 YAMAZAKI MAZAK CORPORATION	APR'D BY	CHK'D BY	DRWN BY	TITLE
△			19/05/2008	19/05/2008	19/05/2008	COMPONENTS LAYOUT
△			R. HULL	H. ISHIHARA	GH	(2)
△						DRWN NO.
△	EH587HA011E00 - 06-06-08					587002300201

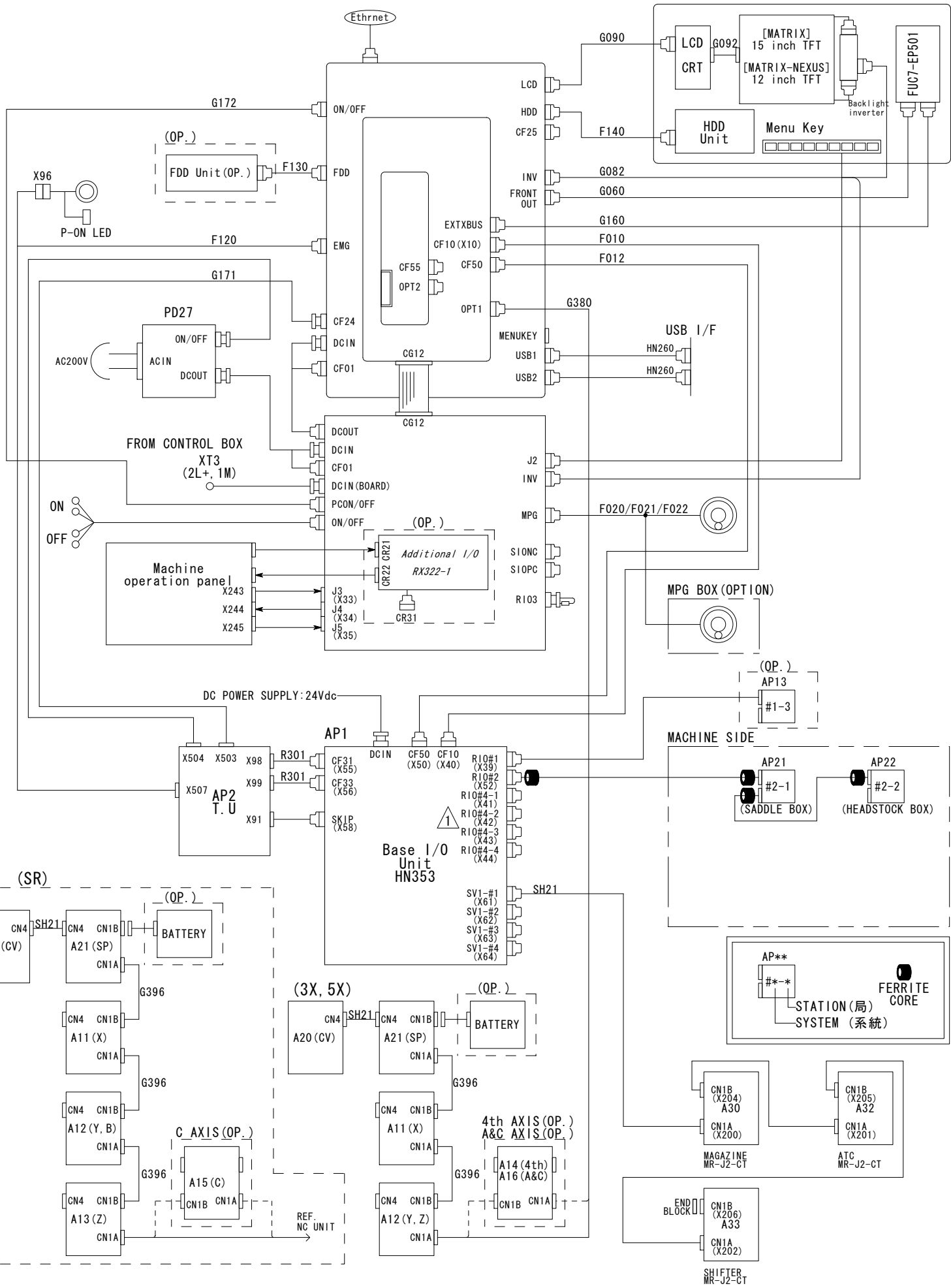
This product is subject to all the applicable Japanese Foreign Exchange and Foreign Trade Law.
 本品は『外国為替及び外国貿易法』に該当しますので外国に輸出する場合には同法に基づく許可を必要とします。



CENTRE PARTITION OPTION

△		 YAMAZAKI MAZAK CORPORATION	APR'D BY	CHK'D BY	DRWN BY	TITLE
△			19/05/2008	19/05/2008	19/05/2008	COMPONENTS LAYOUT (3)
△			R. HULL	H. ISHIHARA	GH	DRWN NO.
△						587002300300

This product is subject to all the applicable Japanese Foreign Exchange and Foreign Trade Law.
 本品は『外国為替及び外国貿易法』に該当しますので外国に輸出する場合には同法に基づく許可を必要とします。



△				APR'D BY	CHK'D BY	DRWN BY	TITLE
△				11/12/2007	11/12/2007	11/12/2007	CONNECTION DIAGRAM
△				R. HULL	H. ISHIHARA	A. KAWASAKI	(NC)
△							DRWN NO. 587002300501
△	EH587HA030E00 - CONNECTOR DESIG. ADDED 22/10/09 GH						

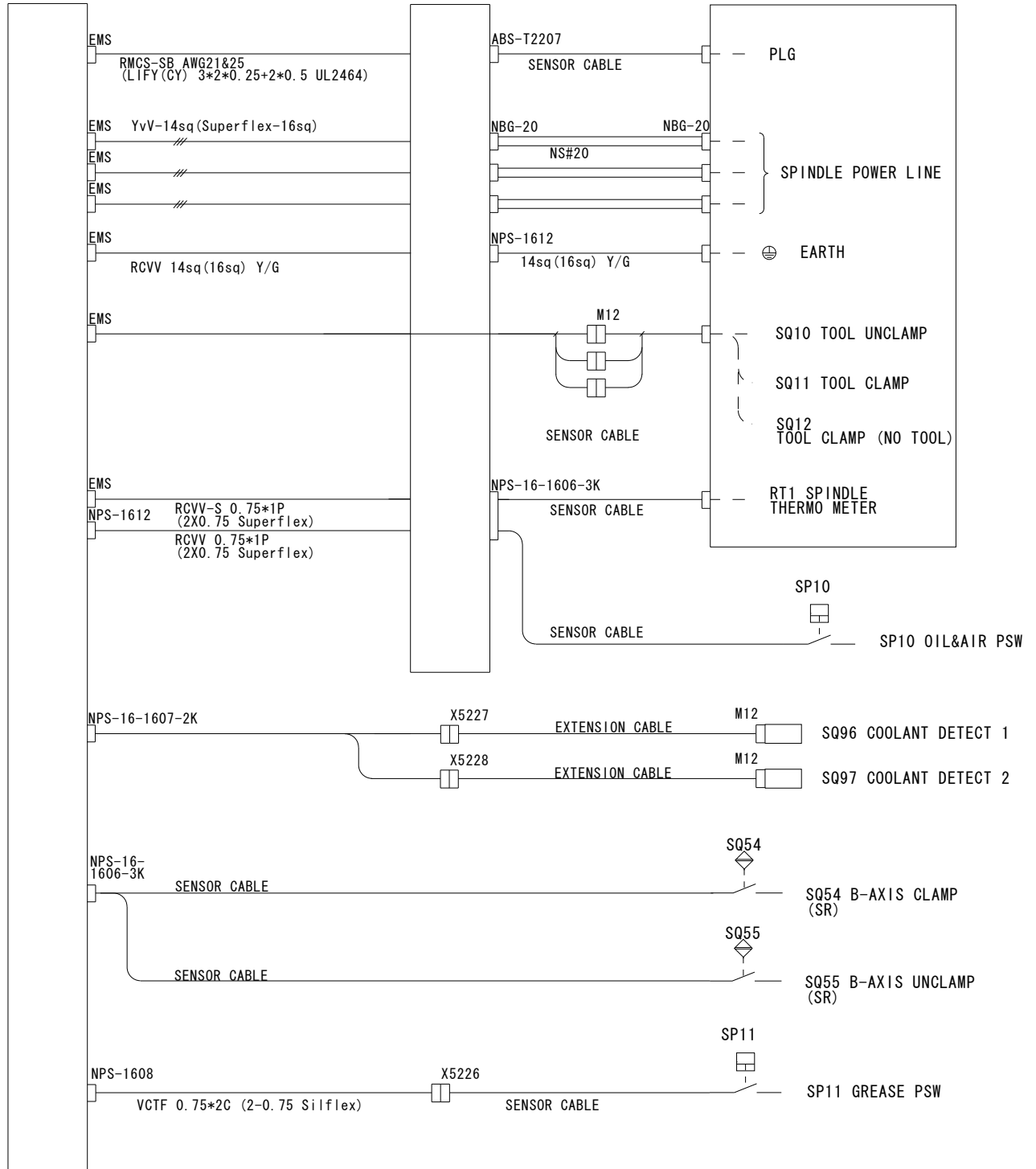


This product is subject to all the applicable Japanese Foreign Exchange and Foreign Trade Law. 本品は『外国為替及び外国貿易法』に該当しますので外国に輸出する場合には同法に基づく許可を必要とします。

JB51
HEAD STOCK BOX

JB52
SPINDLE BOX

SPINDLE MOTOR UNIT



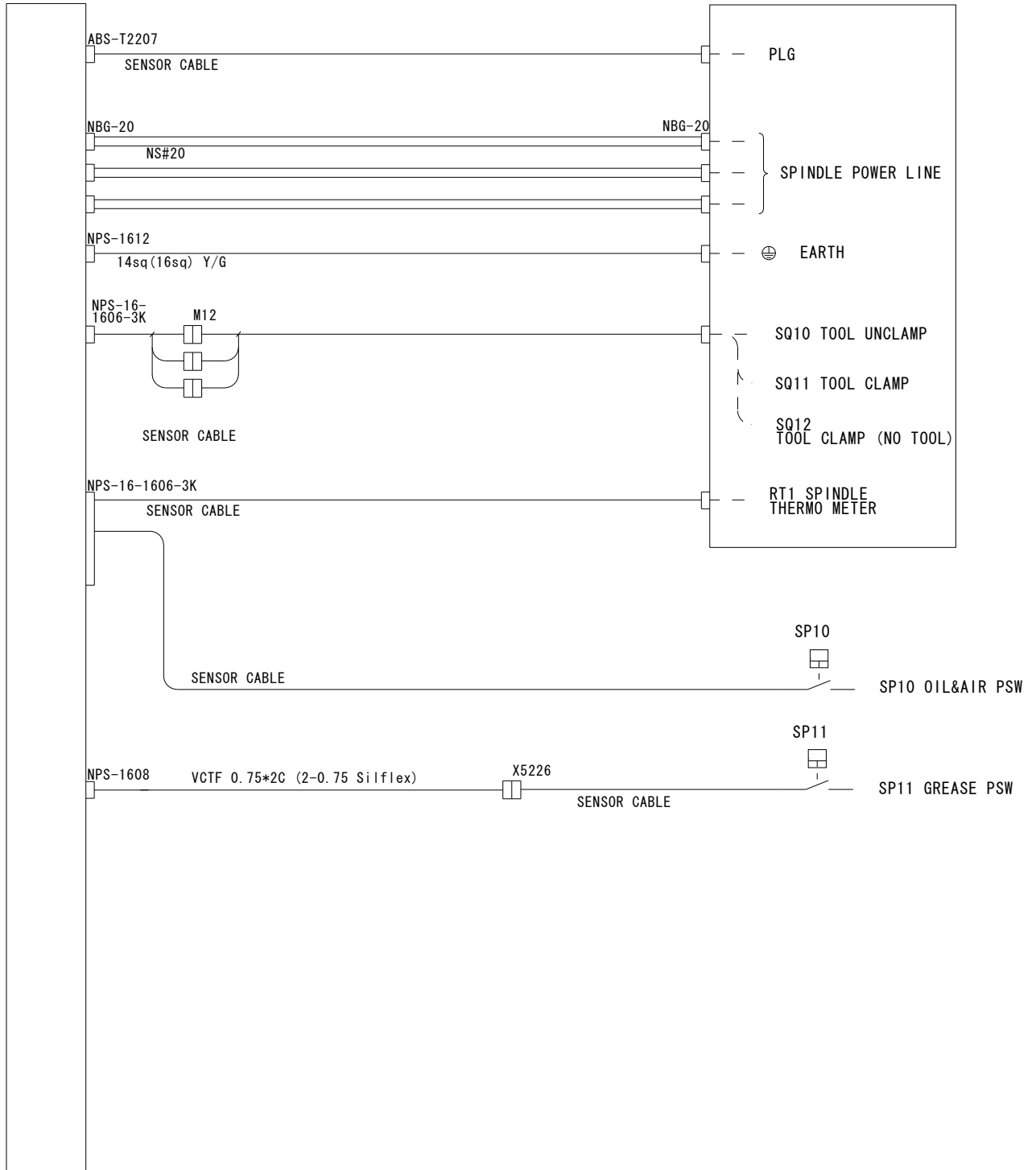
① VTC800/20SR VTC800/30SR

△		 YAMAZAKI MAZAK CORPORATION	APR'D BY	CHK'D BY	DRWN BY	TITLE
△			11/12/2007	11/12/2007	11/12/2007	CONNECTION DIAGRAM
△			R. HULL	H. ISHIHARA	GH	(1) SPINDLE (SR)
△						DRWN NO.
△	EH587HA035E00 - TEXT ADDED 03/02/10 GH					587002305001


This product is subject to all the applicable Japanese Foreign Exchange and Foreign Trade Law.
 本品は『外国為替及び外国貿易法』に該当しますので外国に輸出する場合には同法に基づく許可を必要とします。

JB51
HEAD STOCK BOX

SPINDLE MOTOR UNIT



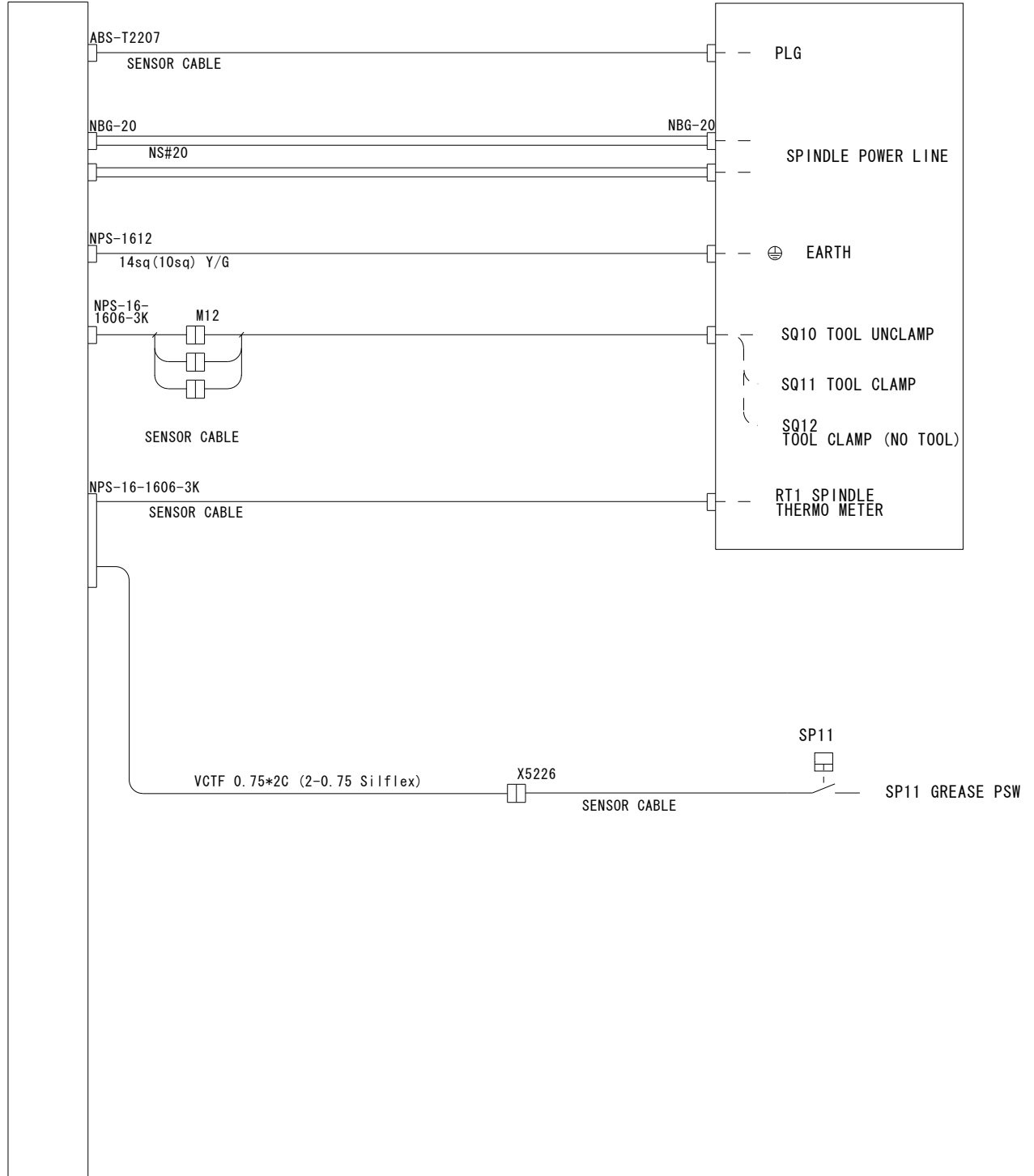
VTC820/20 (3X, 5X) (35KW)
VTC820/30 (3X, 5X) (35KW)

△		 YAMAZAKI MAZAK CORPORATION	APR'D BY	CHK'D BY	DRWN BY	TITLE
△			11/12/2007	11/12/2007	11/12/2007	CONN. DIAGRAM (1)
△			R. HULL	H. ISHIHARA	GH	SPINDLE (3X/5X) (35KW)
△						DRWN NO.
△						587002305010


This product is subject to all the applicable Japanese Foreign Exchange and Foreign Trade Law.
 本品は『外国為替及び外国貿易法』に該当しますので外国に輸出する場合には同法に基づく許可を必要とします。

JB51
HEAD STOCK BOX

SPINDLE MOTOR UNIT



VTC820/20 (3X, 5X) (22KW)
VTC820/30 (3X, 5X) (22KW)

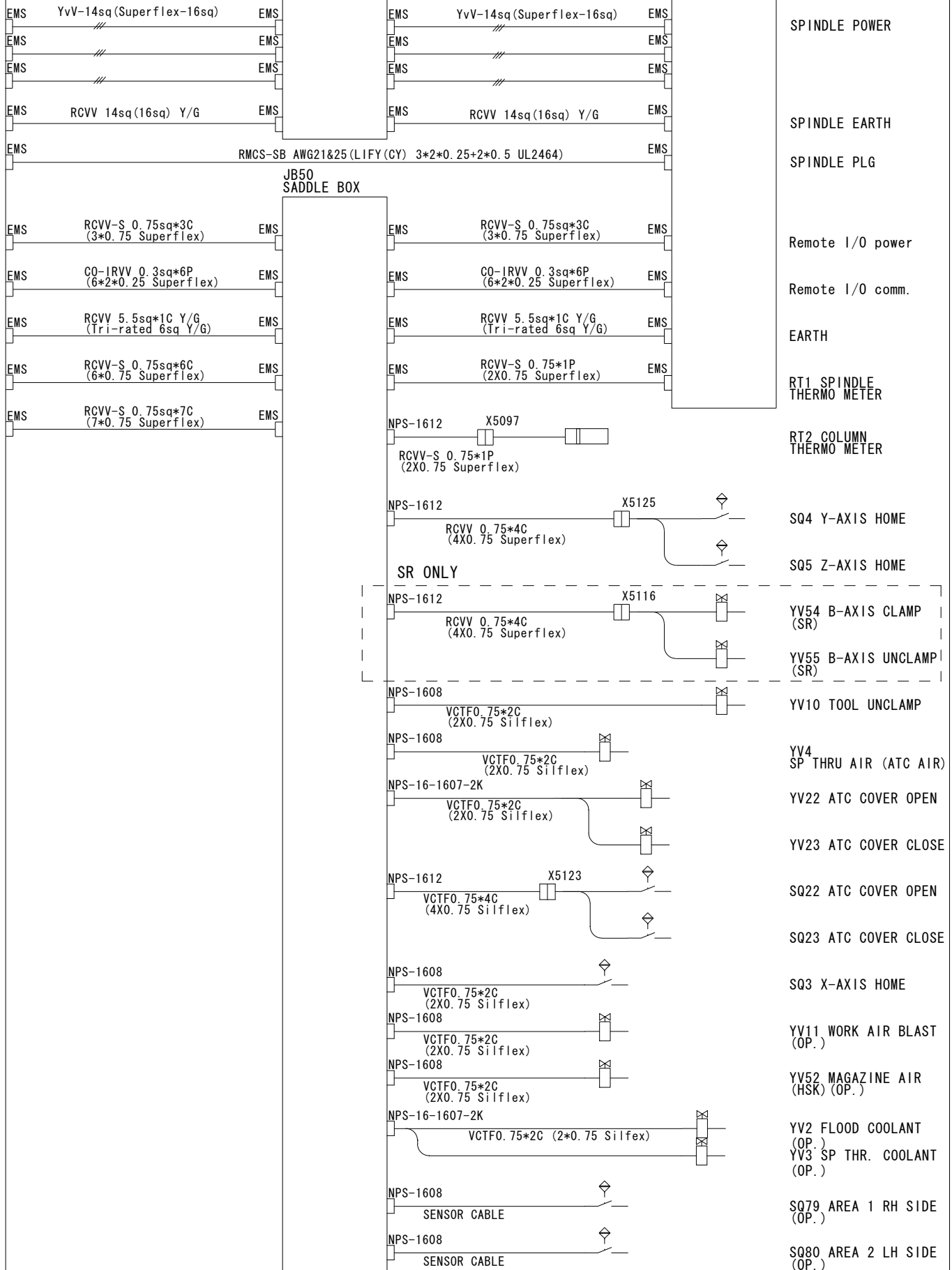
△		 YAMAZAKI MAZAK CORPORATION	APR'D BY	CHK'D BY	DRWN BY	TITLE
△			11/12/2007	11/12/2007	11/12/2007	CONN. DIAGRAM (1) SPINDLE (3X/5X) (22KW)
△			R. HULL	H. ISHIHARA	GH	DRWN NO.
△						587002305020
△						

This product is subject to all the applicable Japanese Foreign Exchange and Foreign Trade Law.
 本品は『外国為替及び外国貿易法』に該当しますので外国に輸出する場合には同法に基づく許可を必要とします。


CABINET

JB53 BOX

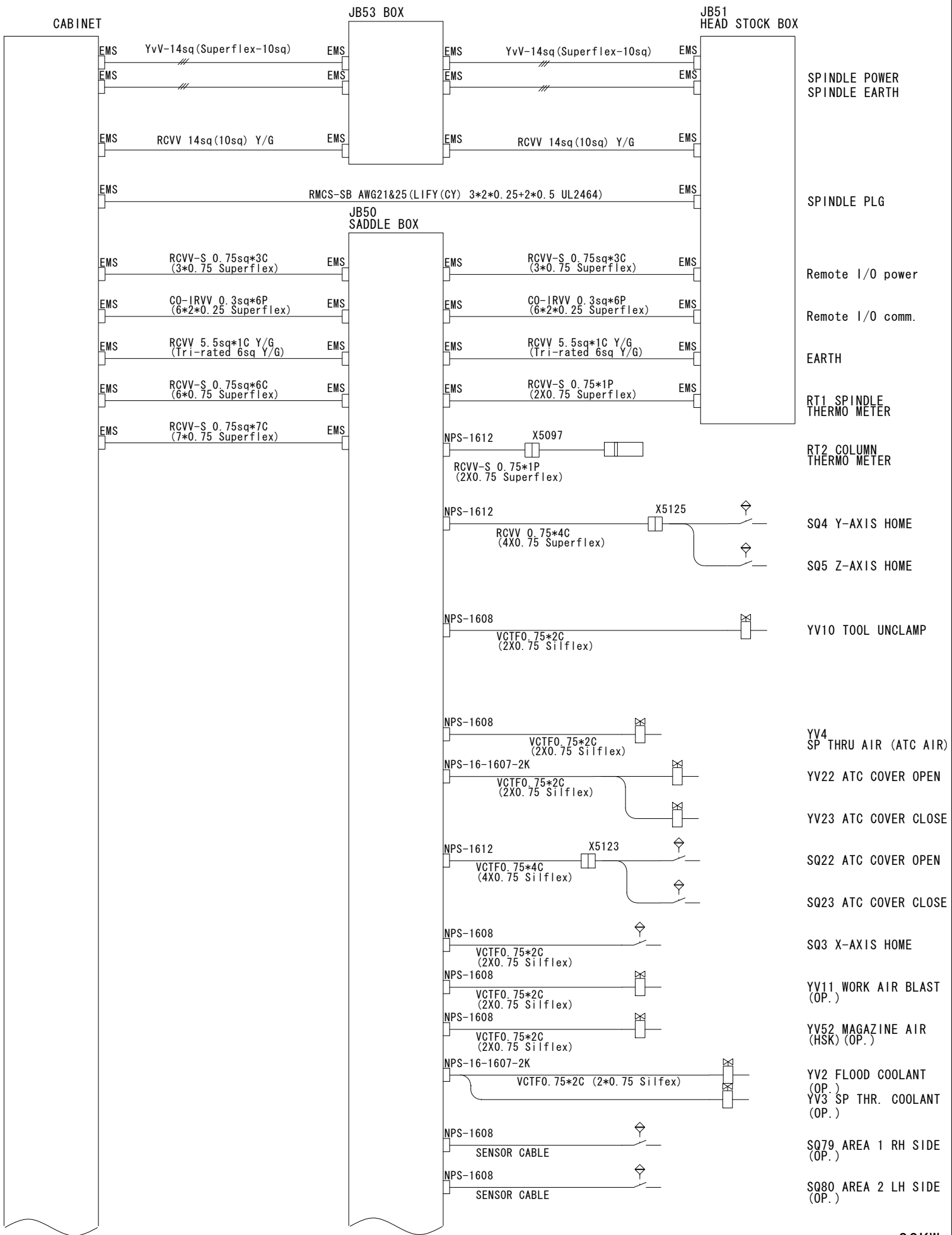
JB51 HEAD STOCK BOX




35KW

△		 <p>YAMAZAKI MAZAK CORPORATION</p>	APR'D BY	CHK'D BY	DRWN BY	TITLE
△			11/12/2007	11/12/2007	11/12/2007	CONN. DIAGRAM (2) SADDLE BOX (35KW)
△			R. HULL	H. ISHIHARA	GH	DRWN NO. 587002305100
△						
△						


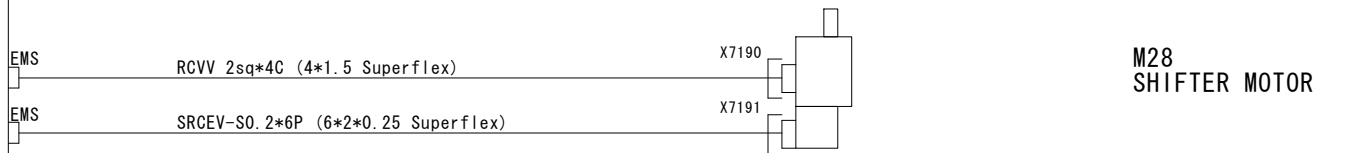
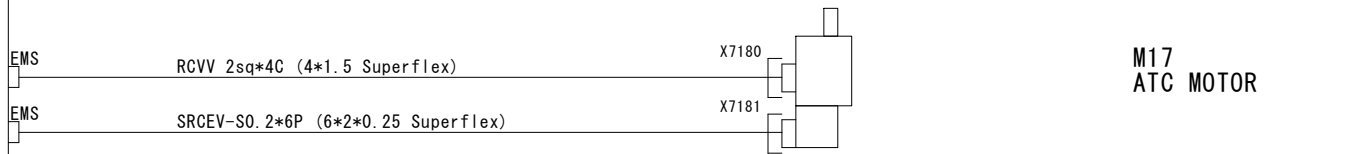
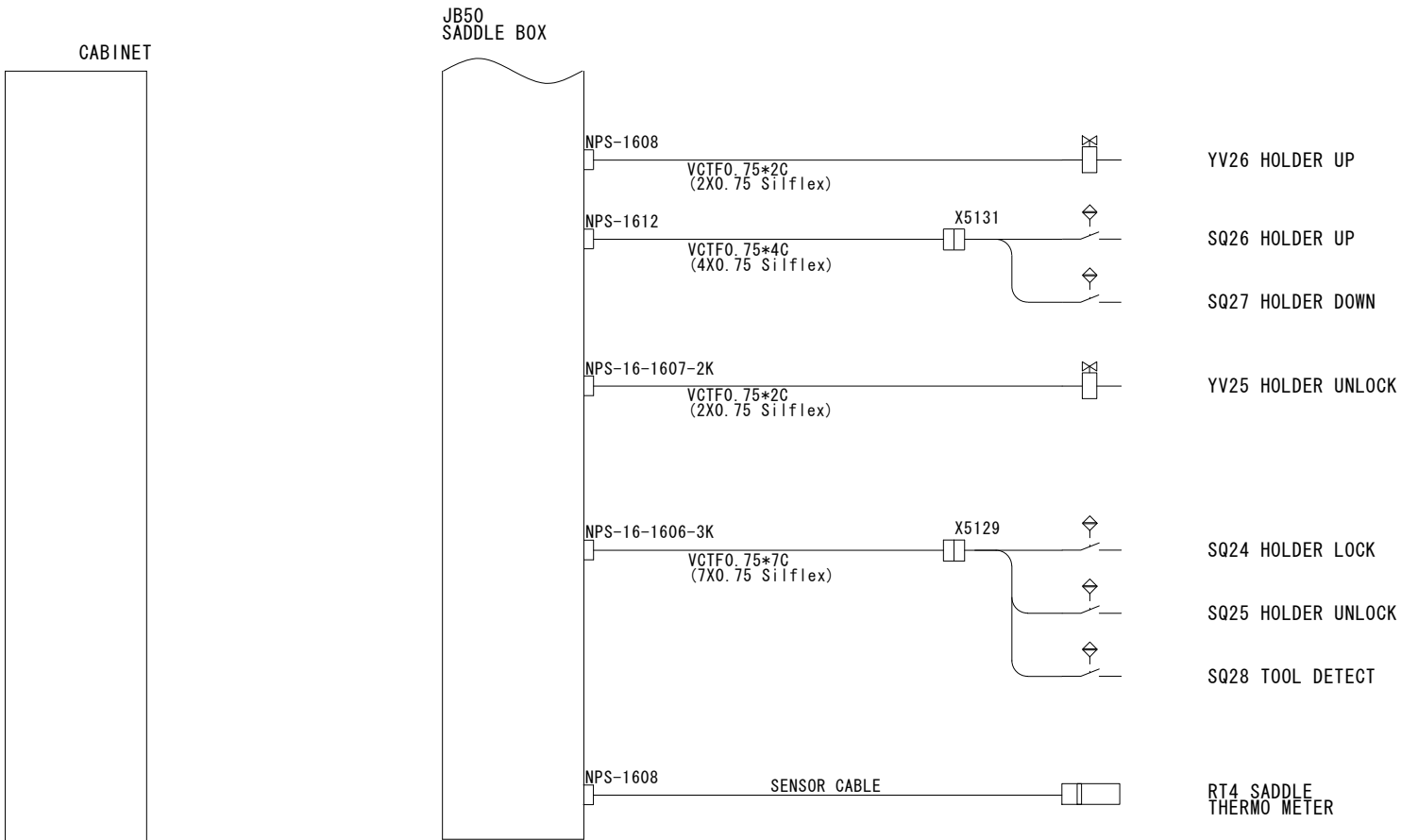
This product is subject to all the applicable Japanese Foreign Exchange and Foreign Trade Law.
 本品は『外国為替及び外国貿易法』に該当しますので外国に輸出する場合には同法に基づく許可を必要とします。




22KW

△		 YAMAZAKI MAZAK CORPORATION	APR'D BY	CHK'D BY	DRWN BY	TITLE
△			11/12/2007	11/12/2007	11/12/2007	CONN. DIAGRAM (2)
△			R. HULL	H. ISHIHARA	GH	SADDLE BOX (22KW)
△						DRWN NO.
△						587002305110

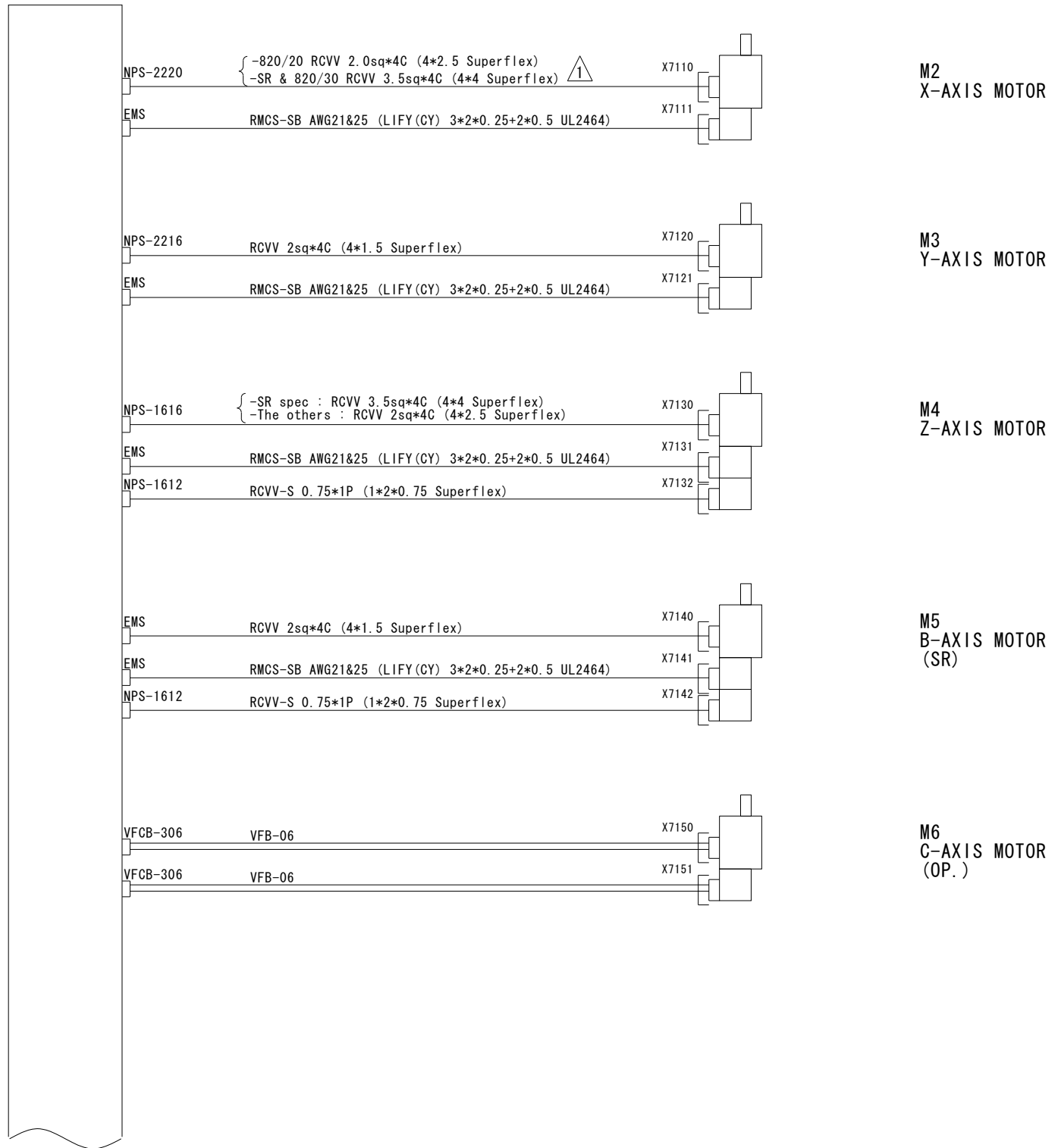
This product is subject to all the applicable Japanese Foreign Exchange and Foreign Trade Law.
 本品は『外国為替及び外国貿易法』に該当しますので外国に輸出する場合には同法に基づく許可を必要とします。




△		 YAMAZAKI MAZAK CORPORATION	APR'D BY	CHK'D BY	DRWN BY	TITLE
△			11/12/2007	11/12/2007	11/12/2007	CONNECTION DIARGAM
△			R. HULL	H. ISHIHARA	A. KAWASAKI	(3) ATC/MAGAZINE
△						DRWN NO.
△						587002305200

This product is subject to all the applicable Japanese Foreign Exchange and Foreign Trade Law.
 本品は『外国為替及び外国貿易法』に該当しますので外国に輸出する場合には同法に基づく許可を必要とします。

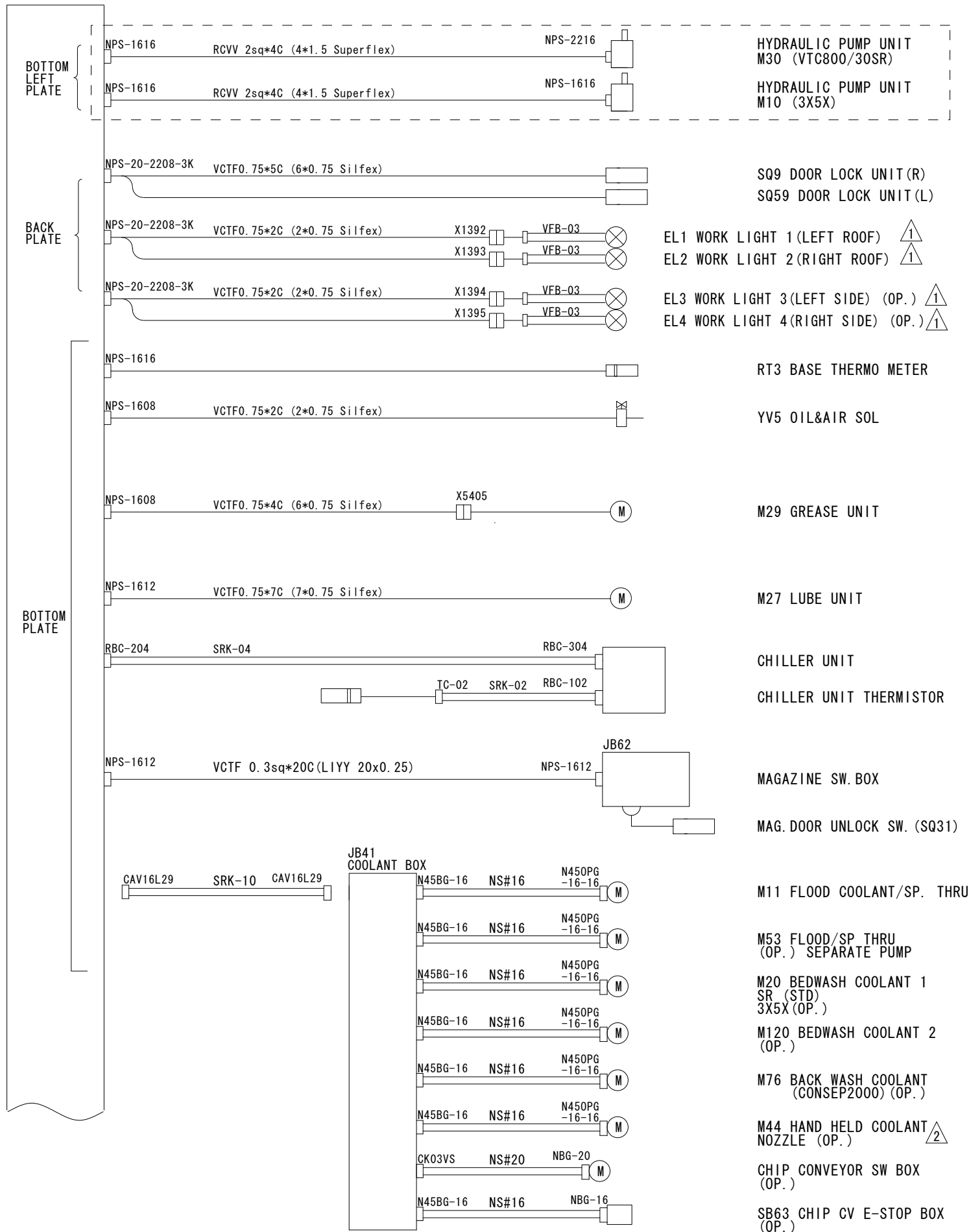
CABINET



△		 YAMAZAKI MAZAK CORPORATION	APR'D BY	CHK'D BY	DRWN BY	TITLE
△			11/12/2007	11/12/2007	11/12/2007	CONNECTION DIAGRAM (4) SERVO MOTORS
△			R. HULL	H. ISHIHARA	A. KAWASAKI	DRWN NO. 587002305301
△						
△	EH587HA026E00 - CABLE SPEC CHANGED 07/04/09 GH					

This product is subject to all the applicable Japanese Foreign Exchange and Foreign Trade Law.
 本品は『外国為替及び外国貿易法』に該当しますので外国に輸出する場合には同法に基づく許可を必要とします。

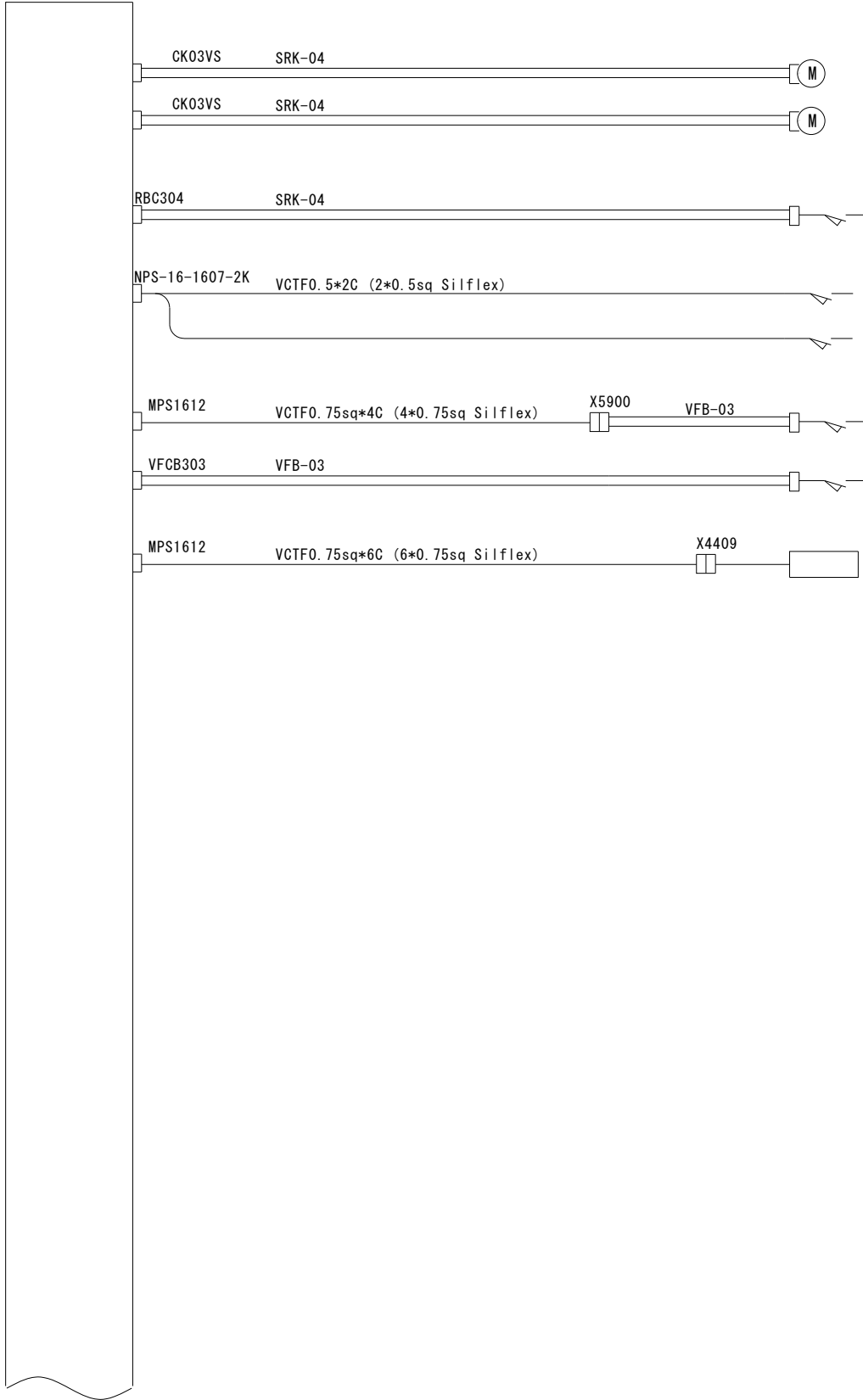
CABINET



		 YAMAZAKI MAZAK CORPORATION	APR'D BY	CHK'D BY	DRWN BY	TITLE
			11/12/2007	11/12/2007	11/12/2007	CONNECTION DIAGRAM (5) CABINET (STD)
			R. HULL	H. ISHIHARA	A. KAWASAKI	DRWN NO. 587002305402
	EH587HA030E00 - TEXT CHANGED 07/10/09 GH					
	EH587HA011E00 - 06/06/08 GH					

This product is subject to all the applicable Japanese Foreign Exchange and Foreign Trade Law.
 本品は『外国為替及び外国貿易法』に該当しますので外国に輸出する場合には同法に基づく許可を必要とします。

CABINET



M18 MIST COLLECTOR 1 (OP.)
M118 MIST COLLECTOR 2 (OP.)


△ SQ81 CENTRE PARTITION NEGLECT (OP.)
(MK1 CENTRE PARTITION ONLY)

SQ84 X-AXIS INTERLOCK 1 (OP.)
SQ85 X-AXIS INTERLOCK 2 (OP.)

SQ42 TOOL LENGTH MEASURE 1
SQ43 (RIGHT)

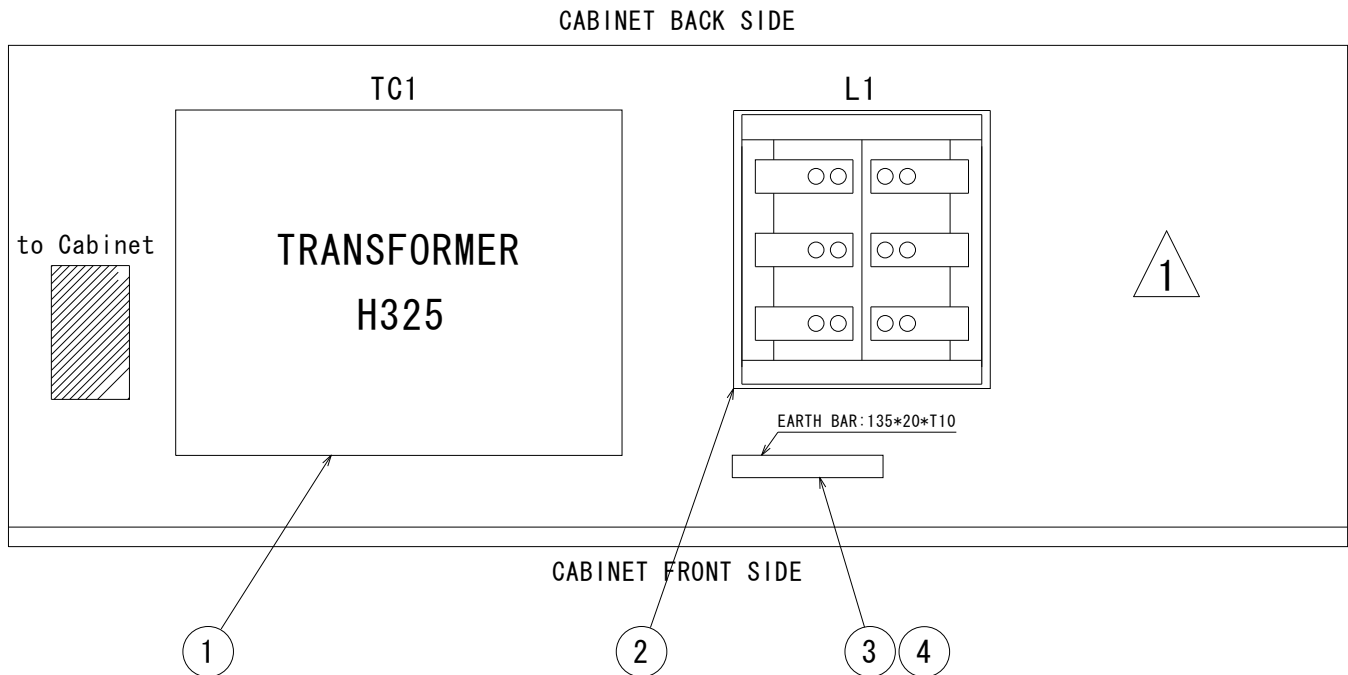
SQ92 TOOL LENGTH MEASURE 2
SQ93 (LEFT) (OP.)

CONDITION LIGHT (OP.)

△		 YAMAZAKI MAZAK CORPORATION	APR'D BY	CHK'D BY	DRWN BY	TITLE
△			11/12/2007	11/12/2007	11/12/2007	CONNECTION DIAGRAM (6) CABINET (OP.)
△			R. HULL	H. ISHIHARA	A. KAWASAKI	DRWN NO. 587002305501
△			EH587HA035E00 - COMMENT ADDED 15/02/10 GH			
△						

This product is subject to all the applicable Japanese Foreign Exchange and Foreign Trade Law.
本品は『外国為替及び外国貿易法』に該当しますので外国に輸出する場合には同法に基づく許可を必要とします。

TRANSFORMER BOX LAYOUT (JB31) YME



JB31 BOX PARTS LIST

No.	PARTS No.	PARTS NAME	TYPE	MAKER	A	B	C	D	E	F	G	H	J	K	COMMENT
1	D49MA007130	TRANSFORMER	20KVA 400V->200/100V	MITSUBISHI	1	1	1	1	1	1	1	1	1	1	TC1
2	D72MA013690	REACTOR UNIT	DH-AL-37K	MITSUBISHI	1					1					L1
	D72MA013700	REACTOR UNIT	DH-AL-45K	MITSUBISHI		1	1					1			L1
	D72MA013710	REACTOR UNIT	DH-AL-55K	MITSUBISHI				1			1		1	1	L1
	D72MA013720	REACTOR UNIT	DH-AL-75K	MITSUBISHI					1						L1
3	D56YC002440	EARTH BAR	135*20*T10	MAZAK	1	1	1	1	1	1	1	1	1	1	
4	D56YC001580	EARTH MARK		MAZAK	1	1	1	1	1	1	1	1	1	1	
5															

<Note>

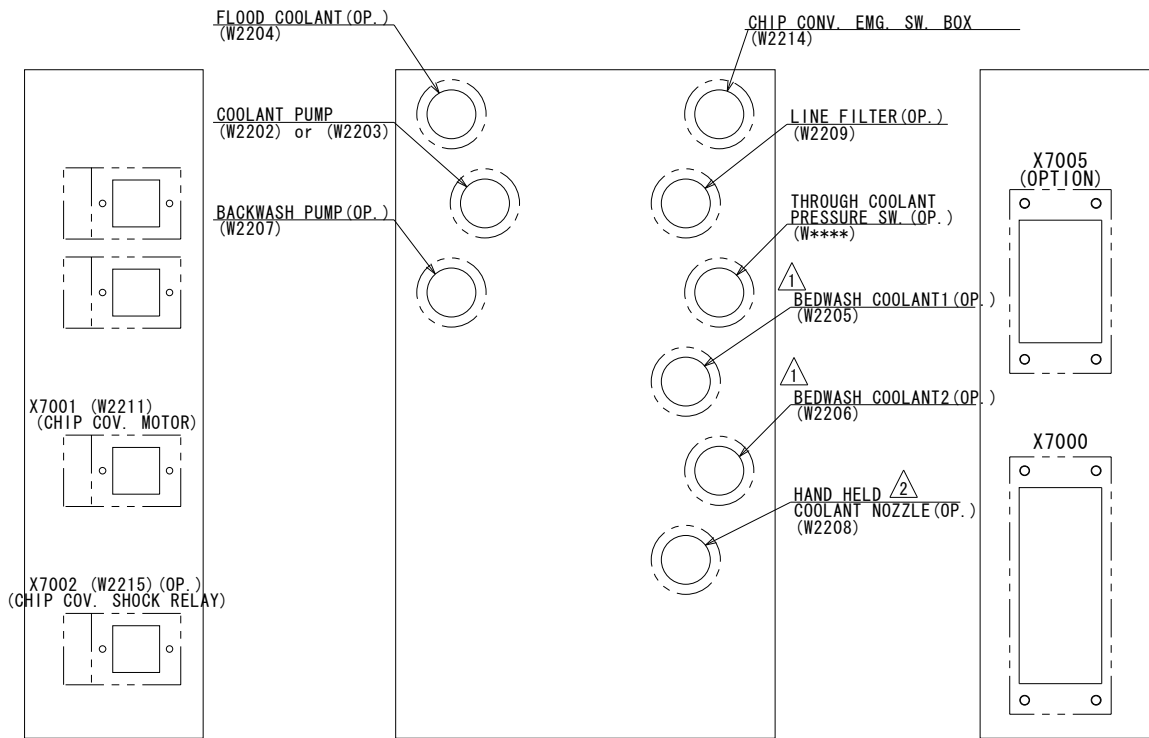
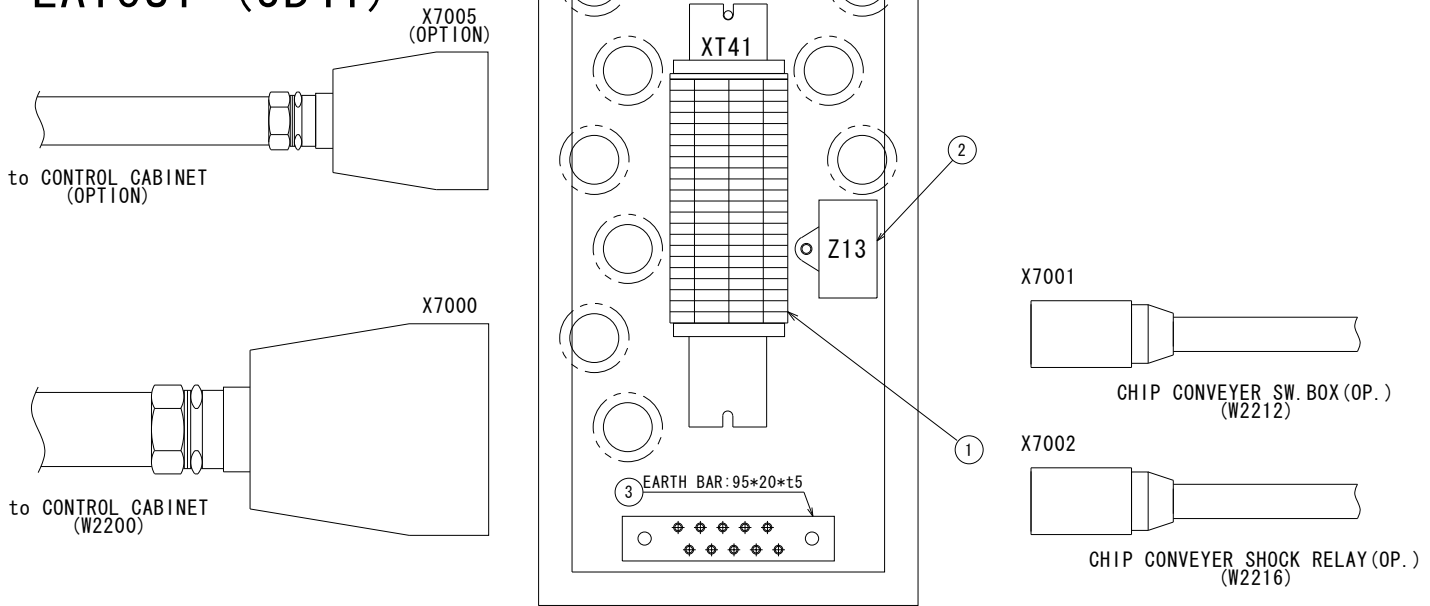
A: YME VTC820/20 3X (22KW)
 B: YME VTC820/30 3X (22KW)
 C: YME VTC820/20 3X (35KW)
 D: YME VTC820/30 3X (35KW)
 E: YME VTC800/30 SR (35KW)
 F: YME VTC820/20 5X (22KW)
 G: YME VTC820/30 5X (22KW)
 H: YME VTC820/20 5X (35KW)
 J: YME VTC820/30 5X (35KW)
 K: YME VTC800/20 SR (35KW)



△		 YAMAZAKI MAZAK CORPORATION	APR'D BY	CHK'D BY	DRWN BY	TITLE
△			11/12/2007	11/12/2007	11/12/2007	TRANSFORMER BOX (JB31) LAYOUT (YME)
△			R. HULL	H. ISHIHARA	A. KAWASAKI	DRWN NO.
△	EH587HA035E00 - COLUMN ADDED 04/02/10 GH					587002313102
△	EH587HA026E00 - BRAKE UNIT DELETED 07/04/09 GH					

This product is subject to all the applicable Japanese Foreign Exchange and Foreign Trade Law.
 本品は『外国為替及び外国貿易法』に該当しますので外国に輸出する場合には同法に基づく許可を必要とします。

COOLANT BOX LAYOUT (JB41)

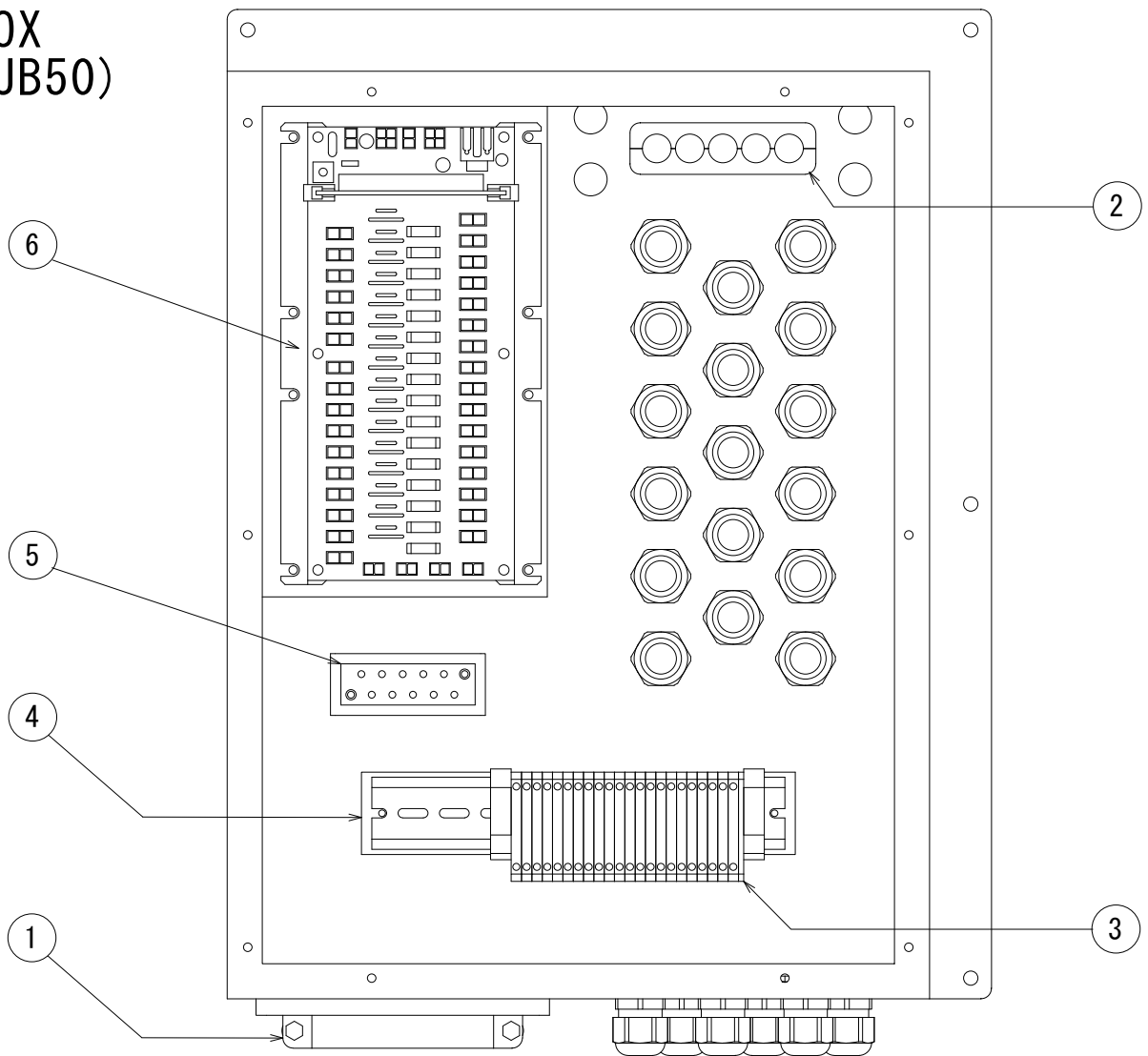


No.	PARTS No.	PARTS NAME	TYPE	MAKER	QTY	REMARK
1	D53WGU00070	TERMINAL BLOCK	280-901	WAGO	22	XT41
	D53WGU00080	END PLATE	280-308	WAGO	1	XT41
	D53WGU00030	END STOP	249-117	WAGO	2	XT41
	D53WGU00050	SHORT BAR	280-402	WAGO	6	XT41
2	D43PA001390	SPARK KILLER	3CRE-50500	OKAYA DENK	1	Z13
3	D56YC002430	EARTH BAR	95x20xT5	YAMAZAKI. M	1	
4	D64ND008370	HOLE PLUG	MK-16PA	NIPPON FLE	8	
5	43737196840	PLATE		YAMAZAKI. M	3	
6	43737196930	PACKING		YAMAZAKI. M	3	
7	42723781130	PLATE		YAMAZAKI. M	1	X7005 BLIND
8	42723781140	PACKING		YAMAZAKI. M	1	

		 YAMAZAKI MAZAK CORPORATION	APR'D BY	CHK'D BY	DRWN BY	TITLE
			11/12/2007	11/12/2007	11/12/2007	COOLANT BOX (JB41) LAYOUT
			R. HULL	H. ISHIHARA	A. KAWASAKI	DRWN NO.


This product is subject to all the applicable Japanese Foreign Exchange and Foreign Trade Law.
 本品は『外国為替及び外国貿易法』に該当しますので外国に輸出する場合には同法に基づく許可を必要とします。

SADDLE BOX LAYOUT (JB50)



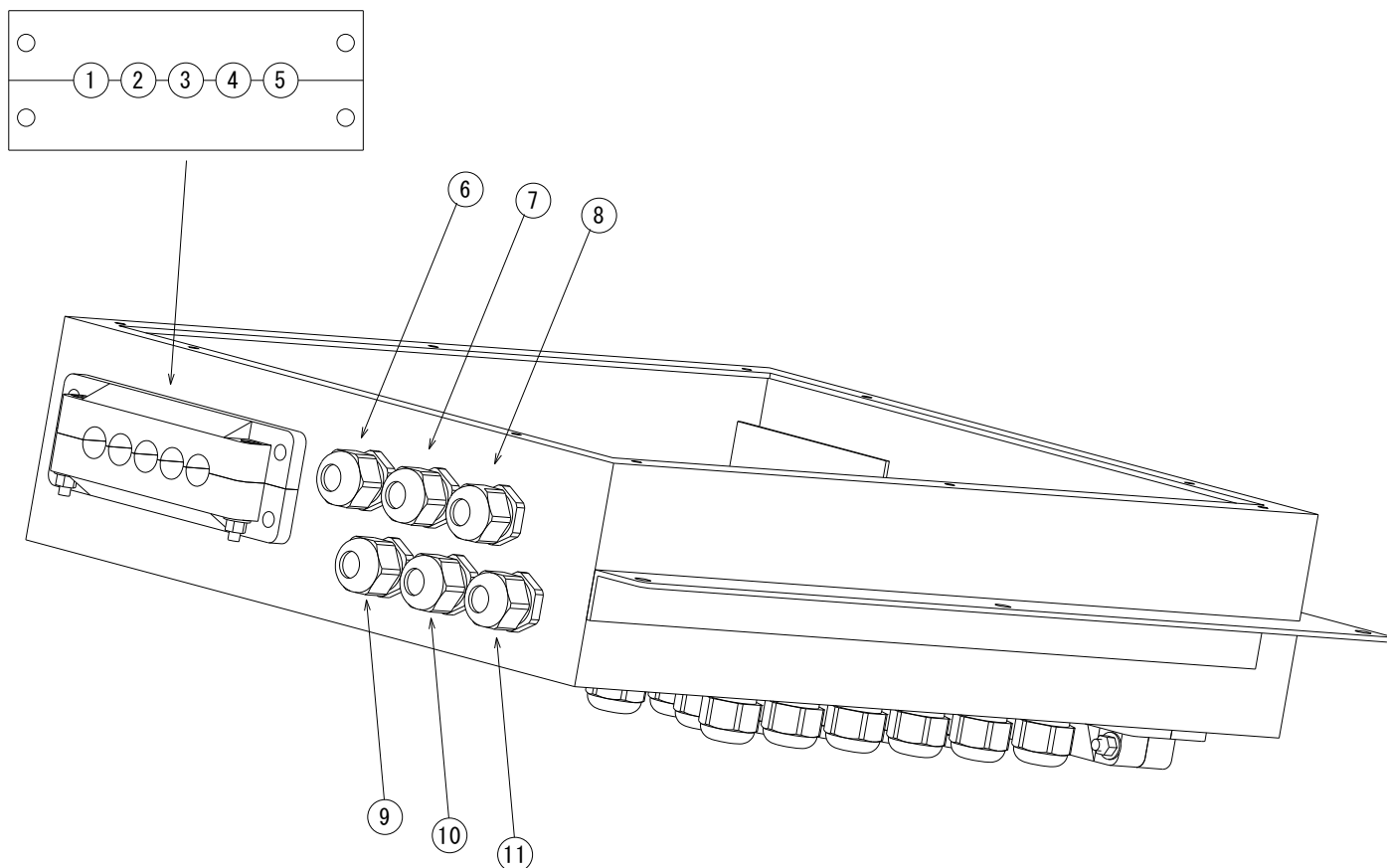
JB50 BOX PARTS LIST

No.	PARTS No.	PARTS NAME	TYPE	MAKER		COMMENT
1	D63SX001321	MULTI SEAL	EMS5-YS5	SANKEI	1	
	D63SX001420	SEAL	EMSP10	SANKEI	3	
	D63SX001410	SEAL	EMSP8	SANKEI	1	
	D63SX001380	SEAL	EMSP4	SANKEI	1	
2	D63SX001321	MULTI SEAL	EMS5-YS5	SANKEI	1	
	D63SX001420	SEAL	EMSP10	SANKEI	1	
	D63SX001410	SEAL	EMSP8	SANKEI	2	
	D63SX001380	SEAL	EMSP4	SANKEI	1	
	D63SX001360	SEAL	EMSP0	SANKEI	1	
3	D53WGU00070	TERMINAL BLOCK	280-901	WAGO	22	XT50
	D53WGU00080	END PLATE	280-308	WAGO	1	
	D53WGU00030	END STOP	249-117	WAGO	2	
	D53WGU00050	SHORT BAR	280-402	WAGO	6	
4	D59DAV40200	DIN RAIL	DAV4 L=200mm	-	1	
5	D56YC001530	EARTH BAR	65*20*t5	MAZAK	1	
6	D65UB004831	REMOTE I/O UNIT	YSJ-670-16H	UNION DENS	1	AP21

△		 YAMAZAKI MAZAK CORPORATION	APR'D BY	CHK'D BY	DRWN BY	TITLE
△			11/12/2007	11/12/2007	11/12/2007	SADDLE BOX (JB50) INSIDE LAYOUT
△			R. HULL	H. ISHIHARA	A. KAWASAKI	DRWN NO. 587002315000
△						
△						

This product is subject to all the applicable Japanese Foreign Exchange and Foreign Trade Law.
 本品は『外国為替及び外国貿易法』に該当しますので外国に輸出する場合には同法に基づく許可を必要とします。

SADDLE BOX LAYOUT (JB50)

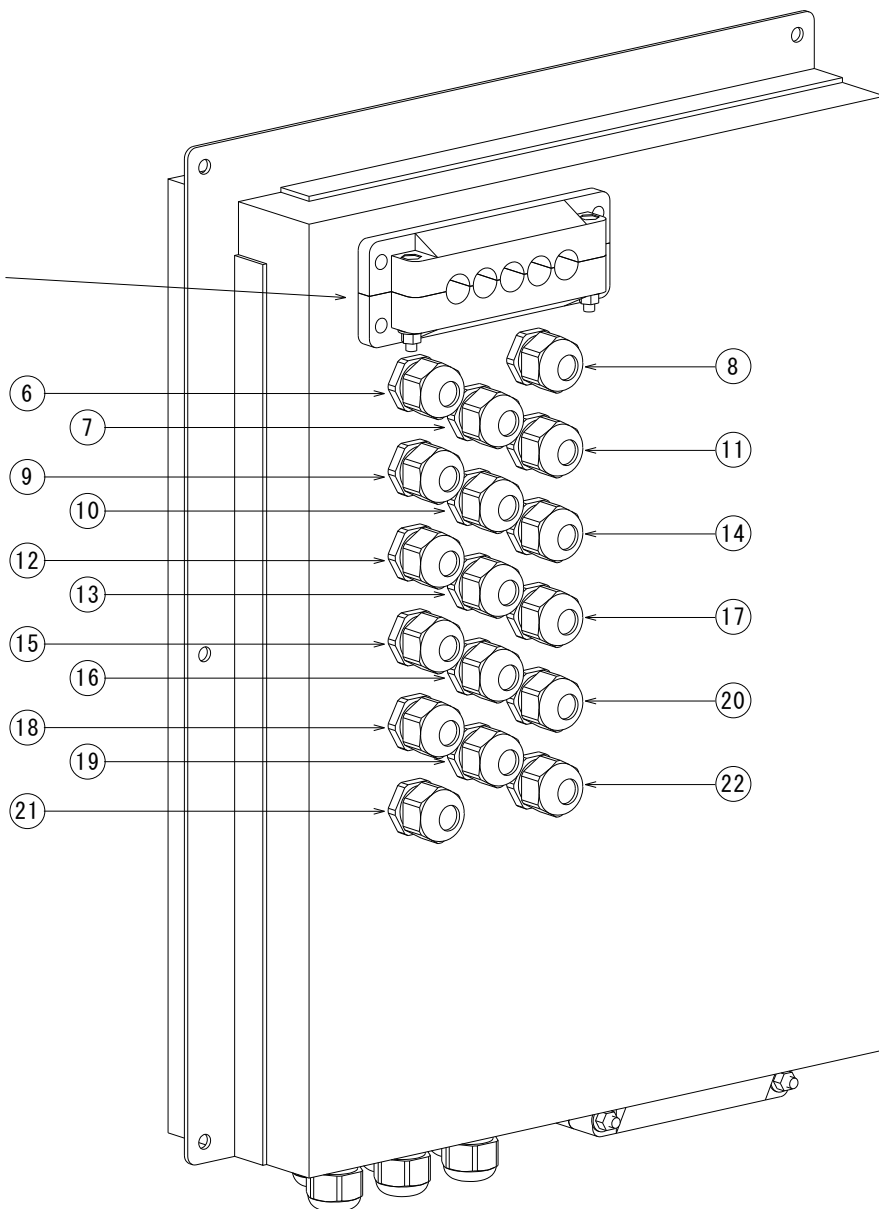
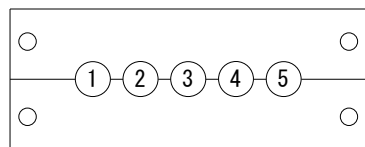


No	HOLE	CABLE No.	NAME
1	EMSP10	W1400	REMOTE I/O COMMUNICATION
2	EMSP8	W1410	REMOTE I/O POWER
3	EMSP4	W2720	EARTH LINE
4	EMSP10	W1420	THERMO COMPENSATION SENSORS
5	EMSP10	W1440	SPARE CABLE
6	MK-16PA	-	SPARE
7	NPS1608	W2490-1	AREA 1 RH SIDE
8	EMSP10	W2460	X-AXIS HOME SENSOR
9	MK-16PA	-	SPARE
10	NPS1608	W2470	SADDLE THERMO COMP SENSOR
11	EMSP10	W2490-2	AREA 2 LH SIDE

△		 YAMAZAKI MAZAK CORPORATION	APR'D BY	CHK'D BY	DRWN BY	TITLE	
△			11/12/2007	11/12/2007	11/12/2007	SADDLE BOX (JB50) BOTTOM LAYOUT	
△			R. HULL	H. ISHIHARA	GH		
△							DRWN NO. 587002315010
△							

This product is subject to all the applicable Japanese Foreign Exchange and Foreign Trade Law.
 本品は『外国為替及び外国貿易法』に該当しますので外国に輸出する場合には同法に基づく許可を必要とします。

SADDLE BOX LAYOUT (JB50)



No	CABLE No.	NAME	No	CABLE No.	NAME
1	W2410 (EMSP8)	REMOTE I/O POWER	15	W2466	HOLDER UP/DWN SENSOR
2	W2400 (EMSP10)	REMOTE I/O COMMUNICATION	16	W2450	HOLDER UNLOCK SOL (YV25)
3	W2430 (EMSP4)	EARTH LINE	17	W2468	HOLDER LK/ULK, TOOL DETECT SENSOR
4	W2420 (EMSP8)	THERMO COMP SENSOR (SPINDLE)	18	W2450	MAGAZINE AIR BLAST (YV52) OP.
5	EMPS0	SPARE	19	W2450	HOLDER UP SOL. (YV26)
6	W2462	Y/Z HOME SENSOR	20	W4329	TOOL ID WAIT/READ POSITION RSW
7	W2452	B-AXIS CL/UCL SPL.	21	W4331	TOOL ID READ POSITION SOL
8	W2472	COLUMN THERMO COMP SENSOR	22	W****	SPARE
9	W2450	TOOL UNCLAMP (YV10)	23		
10	W2450	ATC COVER OPN/CLS SOL. (YV22, YV23)	24		
11	W2464	ATC COVER OPN/CLS SENSOR	25		
12	W2450	SPINDLE THRU AIR (YV4)	26		
13	W2450	WORK AIR BLAST (YV11) OP.	27		
14	W2480	FLOOD COOLANT SOL. (YV2) & SP. THR. COOLANT SOL. (YV3) OP.	28		

①
②
②



△	
△	
△	
△	EH587HA030E00 - TOOL ID CABLES ADDED - 14/10/09 GH
△	EH587HA026E00 - CABLE POSN. MOVED - 07/04/09 GH

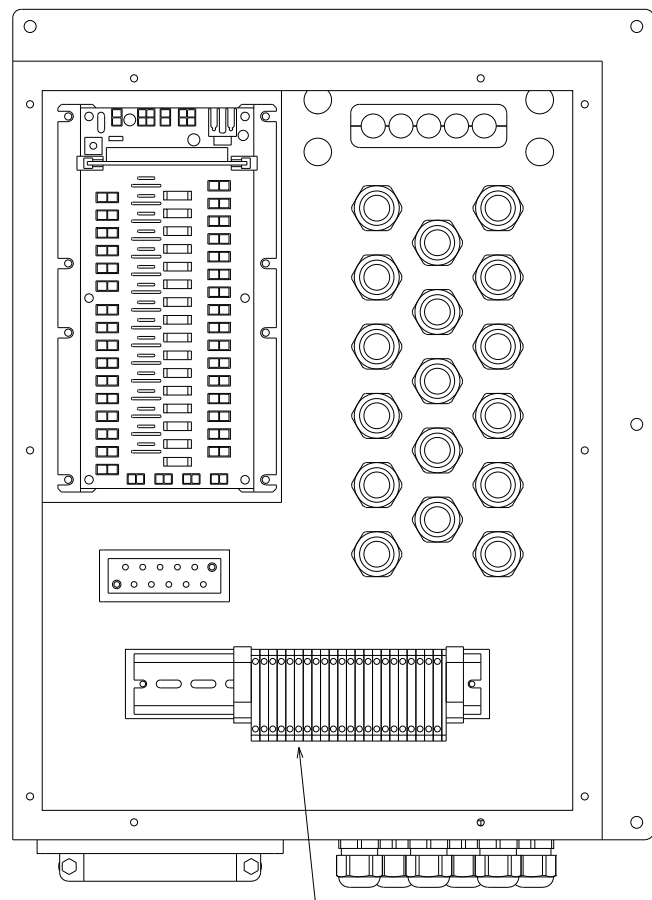


APR'D BY	CHK'D BY	DRWN BY	TITLE
11/12/2007	11/12/2007	11/12/2007	SADDLE BOX (JB50) BACK LAYOUT
R. HULL	H. ISHIHARA	A. KAWASAKI	DRWN NO. 587002315022

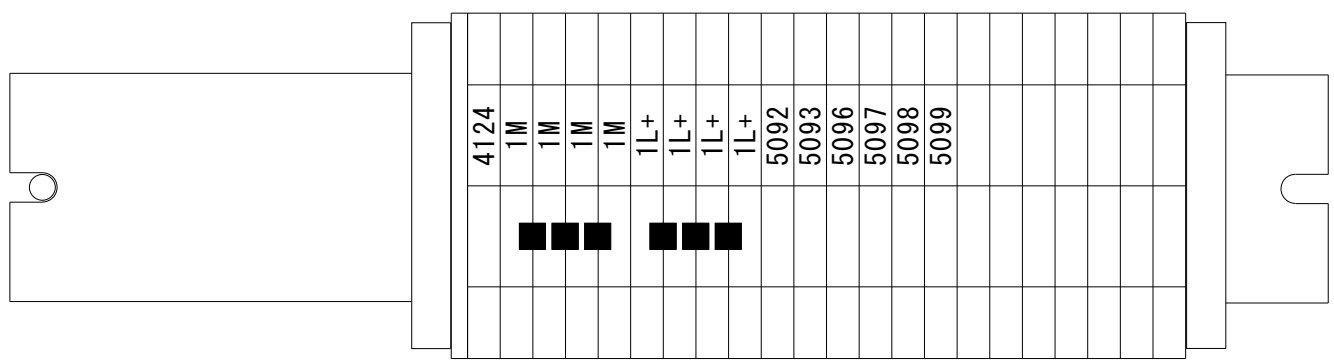
TITLE	
SADDLE BOX (JB50) BACK LAYOUT	
DRWN NO. 587002315022	


This product is subject to all the applicable Japanese Foreign Exchange and Foreign Trade Law.
 本品は『外国為替及び外国貿易法』に該当しますので外国に輸出する場合には同法に基づく許可を必要とします。

SADDLE BOX (JB50) XT50 LAYOUT



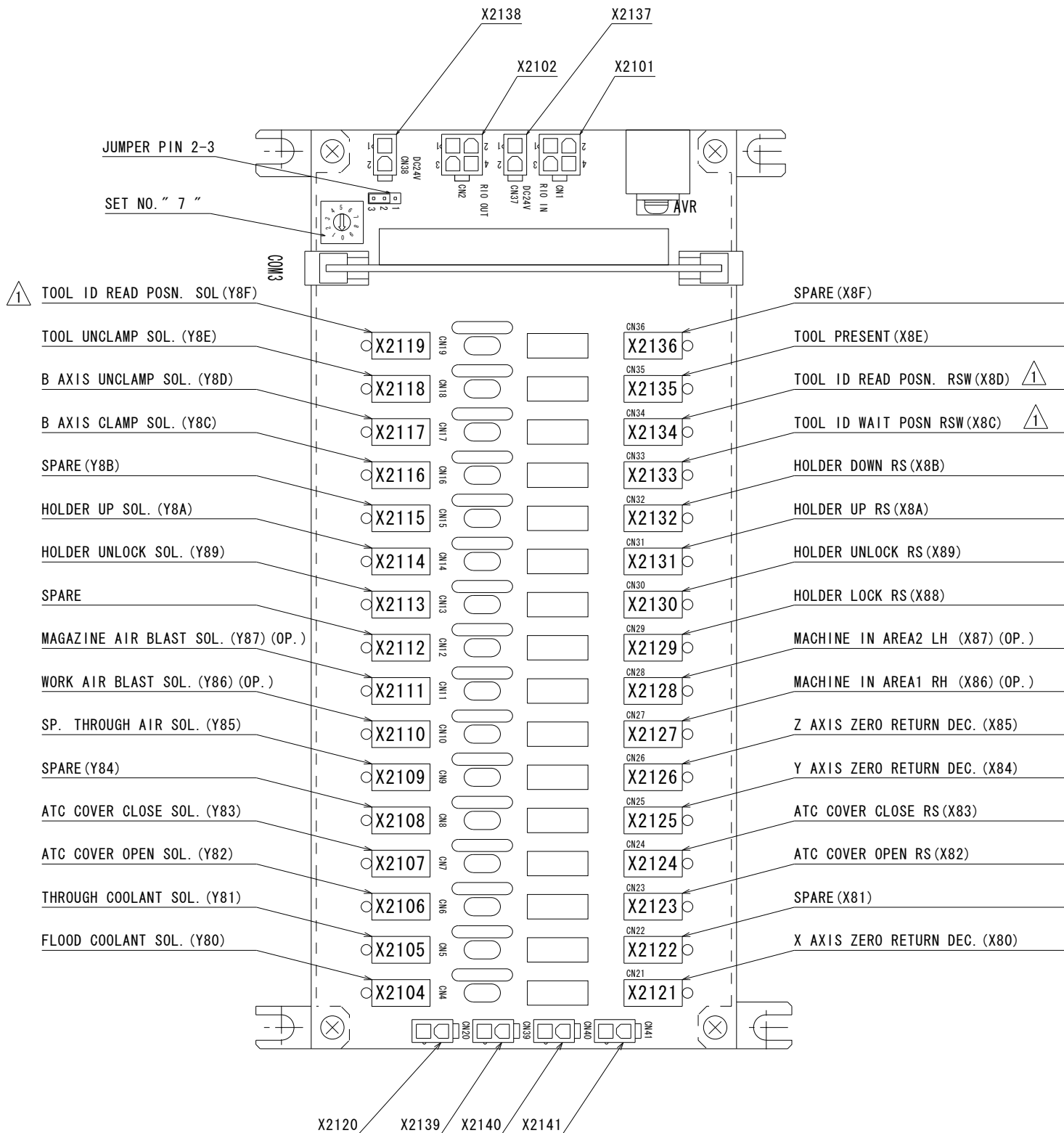
XT50



△		 YAMAZAKI MAZAK CORPORATION	APR'D BY	CHK'D BY	DRWN BY	TITLE
△			11/12/2007	11/12/2007	11/12/2007	SADDLE BOX (JB50) XT50 LAYOUT
△			R. HULL	H. ISHIHARA	A. KAWASAKI	DRWN NO.
△						587002315060

This product is subject to all the applicable Japanese Foreign Exchange and Foreign Trade Law.
 本品は『外国為替及び外国貿易法』に該当しますので外国に輸出する場合には同法に基づく許可を必要とします。

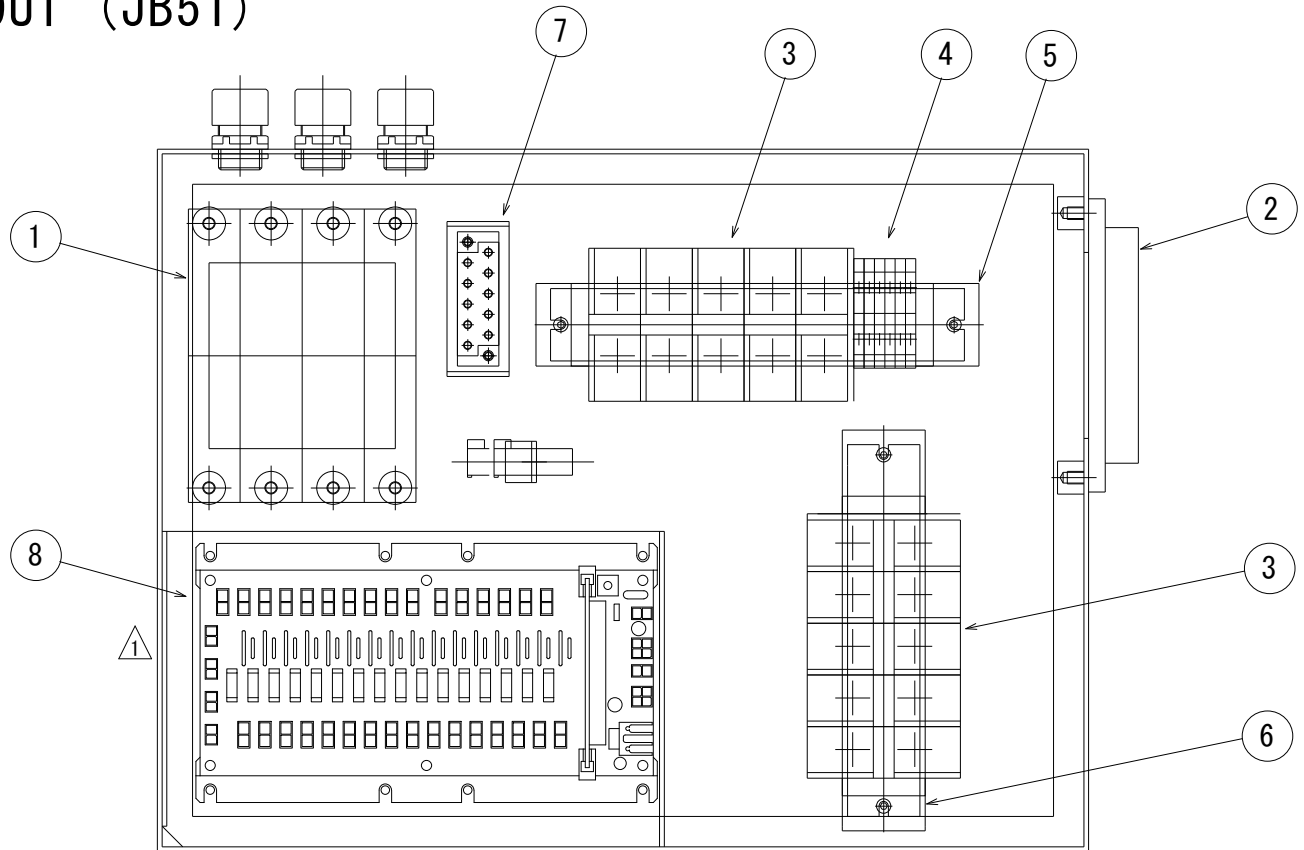
SADDLE BOX (JB50) REMOTE I/O (AP21)



△		 YAMAZAKI MAZAK CORPORATION	APR'D BY	CHK'D BY	DRWN BY	TITLE
△			11/12/2007	11/12/2007	11/12/2007	SADDLE BOX (JB50) REMOTE I/O AP21
△			R. HULL	H. ISHIHARA	A. KAWASAKI	DRWN NO. 587002315081
△			EH587HA030E00 - TOOL ID I/O ALLOCATED 14/10/09 GH			


This product is subject to all the applicable Japanese Foreign Exchange and Foreign Trade Law.
 本品は『外国為替及び外国貿易法』に該当しますので外国に輸出する場合には同法に基づく許可を必要とします。

HEAD STOCK BOX LAYOUT (JB51) (SR)



JB51 BOX PARTS LIST

No.	PARTS No.	PARTS NAME	TYPE	MAKER		COMMENT
1	D63SX001341	MULTI SEAL	EMS15-YS5	SANKEI	1	
	D63SX001420	SEAL	EMSP10	SANKEI	9	
	D63SX001410	SEAL	EMSP8	SANKEI	3	
	D63SX001380	SEAL	EMSP4	SANKEI	3	
	D63SX001360	SEAL	EMSP0	SANKEI	0	
2	D63SX001341	MULTI SEAL	EMS15-YS5	SANKEI	1	
	D63SX001420	SEAL	EMSP10	SANKEI	10	
	D63SX001410	SEAL	EMSP8	SANKEI	4	
	D63SX001380	SEAL	EMSP4	SANKEI	1	
	D63SX001360	SEAL	EMSP0	SANKEI	0	
3	D53TDU00010	TERMINAL BLOCK	PTUL-150*5P	TOYO GIKEN	2	XT51
4	D53WGU00070	TERMINAL BLOCK	280-901	WAGO	7	XT51
	D53WGU00080	END PLATE	280-308	WAGO	1	
	D53WGU00030	END STOP	249-117	WAGO	2	
	D53WGU00050	SHORT BAR	280-402	WAGO	5	
5	D59DAV40200	DIN RAIL	DAV4 L=200mm	-	1	
6	D59DAV40180	DIN RAIL	DAV4 L=180mm	-	1	
7	D56YC001530	EARTH BAR	65*20*t5	MAZAK	1	
8	D65UB004831	REMOTE I/O UNIT	YSJ-670-16H	UNION DENS	1	AP22

△		 YAMAZAKI MAZAK CORPORATION	APR'D BY	CHK'D BY	DRWN BY	TITLE
△			11/12/2007	11/12/2007	11/12/2007	HEADSTOCK BOX (JB51) LAYOUT (SR)
△			R. HULL	H. ISHIHARA	A. KAWASAKI	DRWN NO. 587002315101
△						
△	EH587HA011E00 - CARD ORIENTATION CHANGED					

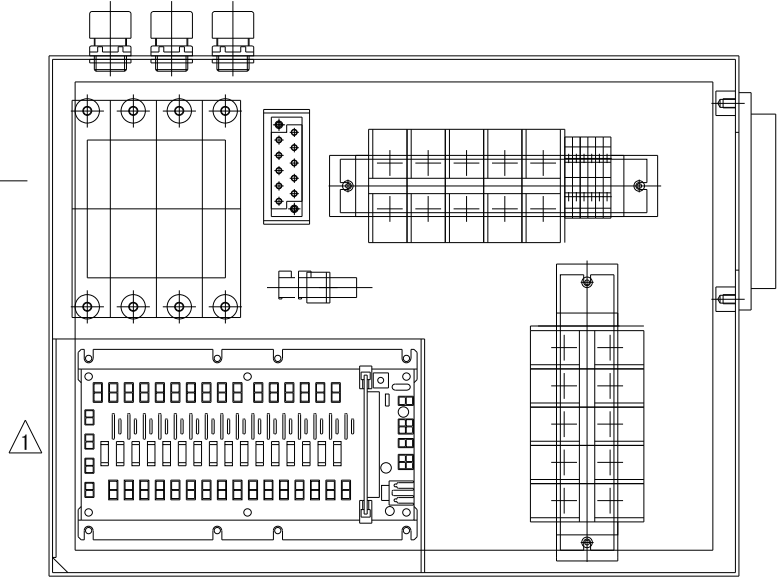
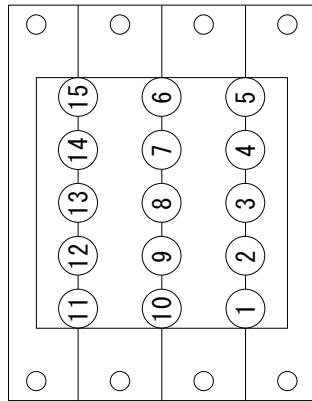
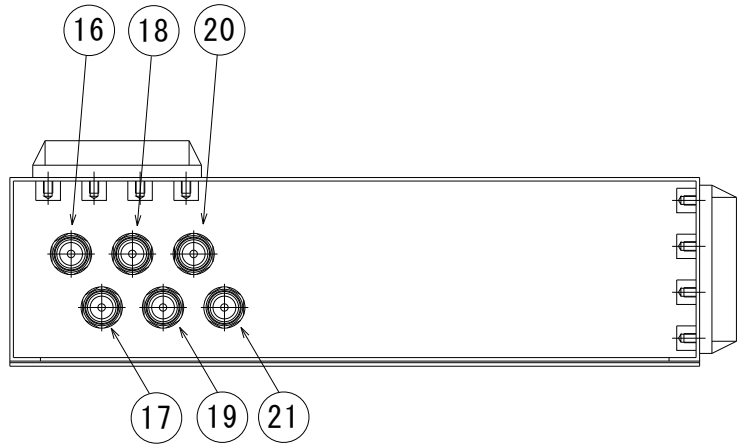
This product is subject to all the applicable Japanese Foreign Exchange and Foreign Trade Law.
 本品は『外国為替及び外国貿易法』に該当しますので外国に輸出する場合には同法に基づく許可を必要とします。

HEAD STOCK BOX LAYOUT (JB51) (SR)

EMS PACKING LAYOUT

EMS-15				
EMSP8	EMSP4	EMSP4	EMSP4	EMSP8
EMSP8	EMSP10	EMSP10	EMSP10	EMSP10
EMSP10	EMSP10	EMSP10	EMSP10	EMSP10

SANKEI PARTS No. EMS15-YS5



No	HOLE	CABLE No.	NAME
1	EMSP10	W2500	SPINDLE POWER LINE
2	EMSP10	W2500	SPINDLE POWER LINE
3	EMSP10	W2500	SPINDLE POWER LINE
4	EMSP10	W2500	SPINDLE POWER LINE
5	EMSP10	W2500	SPINDLE POWER LINE
6	EMSP10	W2500	SPINDLE POWER LINE
7	EMSP10	W2500	SPINDLE POWER LINE
8	EMSP10	W2500	SPINDLE POWER LINE
9	EMSP10	W2500	SPINDLE POWER LINE
10	EMSP8	W2500	SPINDLE EARTH
11	EMSP8	W2580	THERMO SENSOR CABLE (HEAD)
12	EMSP4	W2540	TOOL UNCLAMP SENSOR
13	EMSP4	W2540	TOOL CLAMP SENSOR
14	EMSP4	W2540	NO TOOL DETECTED
15	EMSP8	W2570	SPINDLE PLG CABLE

No	HOLE	CABLE No.	NAME
16	NPS1608	W2530	GREASE PRESSURE SWITCH
17	NPS-16-1607-2K	W2550	COOLANT DETECT SENSORS
18	NPS-16-1607-2K	W2560	B-AXIS CL-UCL SENSORS
19	NPS-1612	W2510	OIL&AIR PRESSURE SWITCH
20	MK-16PA	-	SPARE
21	MK-16PA	-	SPARE

△△△△
EH587HA011E00 - CARD ORIENTATION CHANGED



APR'D BY	CHK'D BY	DRWN BY
11/12/2007 R. HULL	11/12/2007 H. ISHIHARA	11/12/2007 A. KAWASAKI

TITLE
H/STOCK BOX (JB51) CABLE LAYOUT1 (SR)
DRWN NO. 587002315111

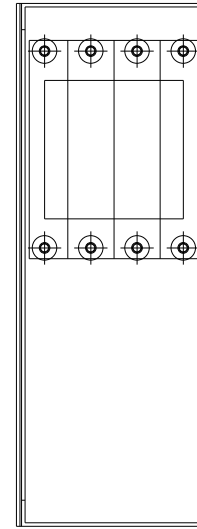
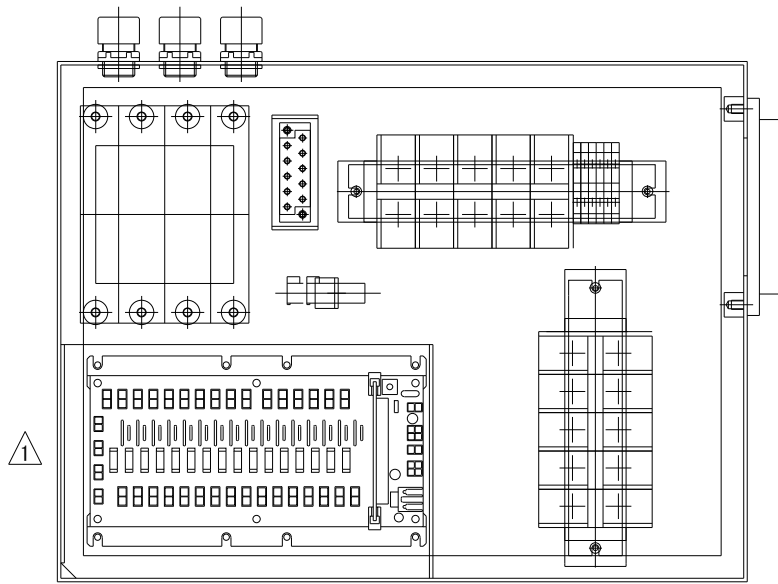
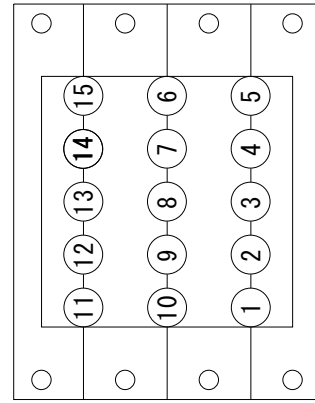
This product is subject to all the applicable Japanese Foreign Exchange and Foreign Trade Law.
 本品は『外国為替及び外国貿易法』に該当しますので外国に輸出する場合には同法に基づく許可を必要とします。

HEAD STOCK BOX LAYOUT (JB51) (SR)

EMS PACKING LAYOUT

EMS-15			
EMSP10	EMSP8	EMSP4	EMSP8
EMSP8	EMSP10	EMSP10	EMSP10
EMSP10	EMSP10	EMSP10	EMSP10

SANKEI PARTS No. EMS15-YS5



No	HOLE	CABLE No.	NAME
1	EMSP10	W2700	SPINDLE POWER LINE
2	EMSP10	W2700	SPINDLE POWER LINE
3	EMSP10	W2700	SPINDLE POWER LINE
4	EMSP10	W2700	SPINDLE POWER LINE
5	EMSP10	W2700	SPINDLE POWER LINE
6	EMSP10	W2700	SPINDLE POWER LINE
7	EMSP10	W2700	SPINDLE POWER LINE
8	EMSP10	W2700	SPINDLE POWER LINE
9	EMSP10	W2700	SPINDLE POWER LINE
10	EMSP8	W2710	SPINDLE EARTH

No	HOLE	CABLE No.	NAME
11	EMSP10	W2400	REMOTE I/O COMMUNICATION
12	EMSP8	W2410	REMOTE I/O POWER
13	EMSP4	W2430	EARTH
14	EMSP8	W1220	SPINDLE PLG CABLE
15	EMSP8	W2420	THERMO SENSOR CABLE (HEAD)

△	
△	
△	
△	
△	EH587HA011E00 - CARD ORIENTATION CHANGED

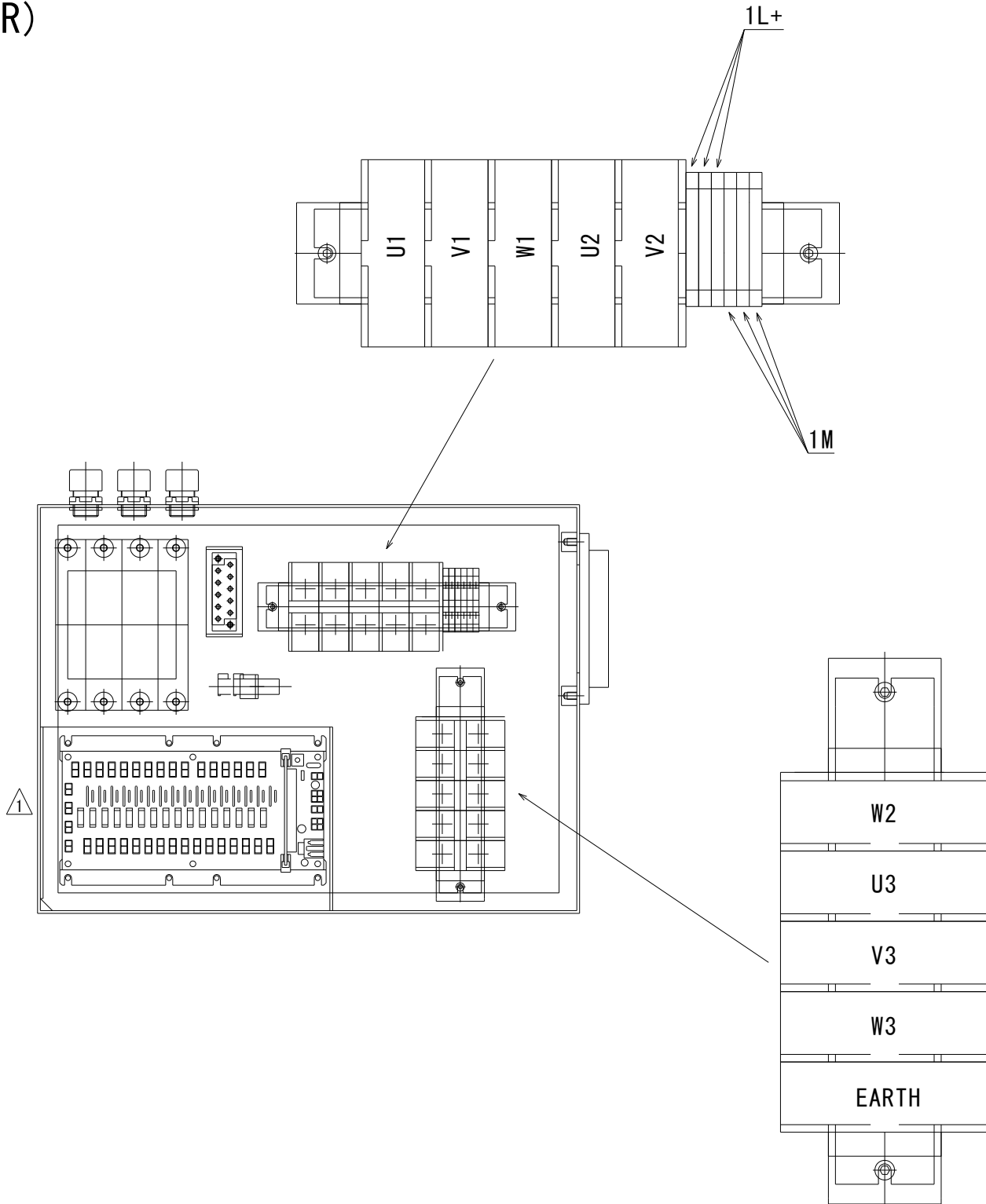
Mazak
YAMAZAKI MAZAK CORPORATION


APR'D BY	CHK'D BY	DRWN BY	TITLE
11/12/2007	11/12/2007	11/12/2007	H/STOCK BOX (JB51) CABLE LAYOUT2 (SR)
R. HULL	H. ISHIHARA	GH	DRWN No. 587002315121

DRWN No. 587002315121

This product is subject to all the applicable Japanese Foreign Exchange and Foreign Trade Law.
本品は『外国為替及び外国貿易法』に該当しますので外国に輸出する場合には同法に基づく許可を必要とします。

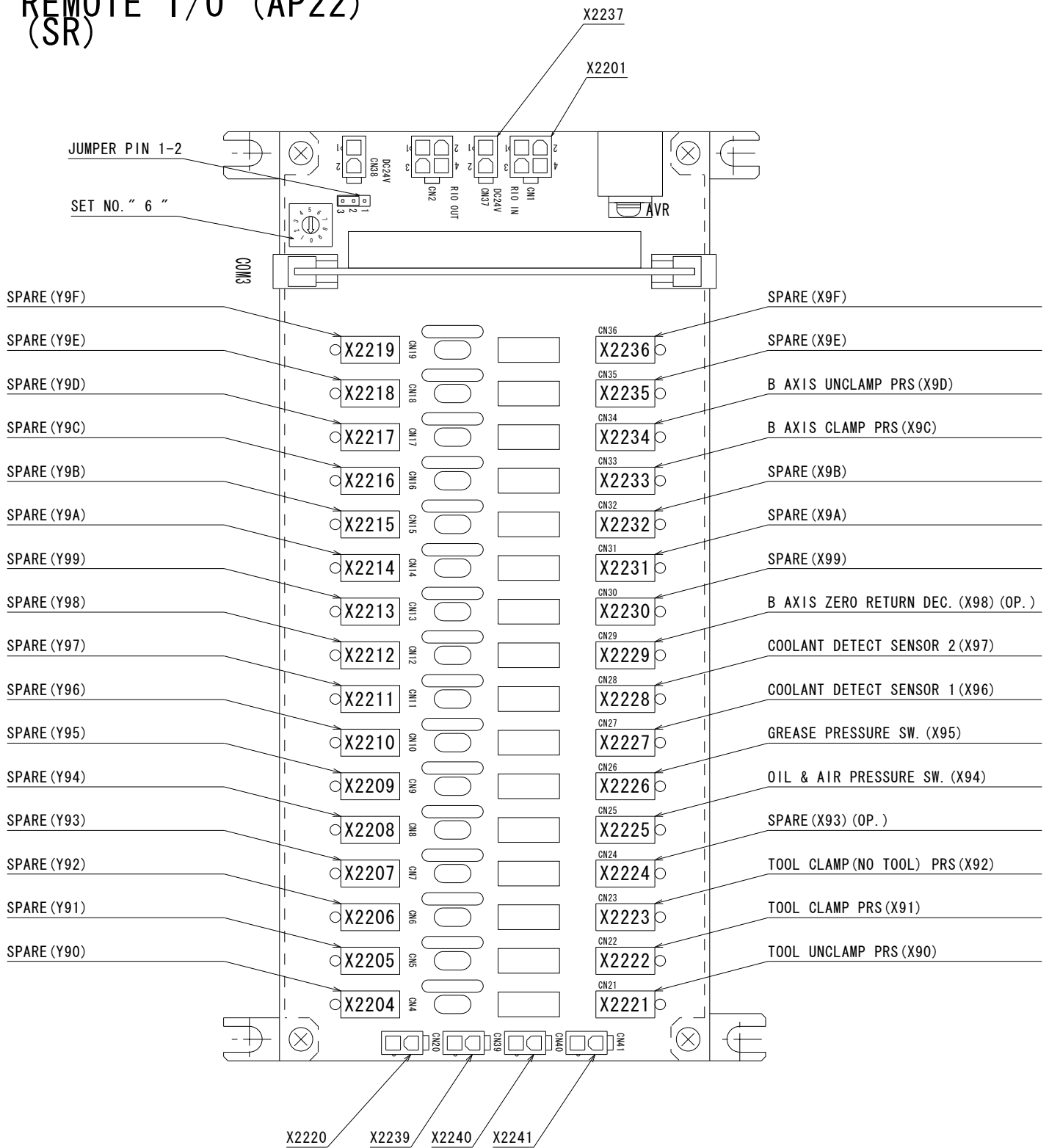
HEAD STOCK BOX LAYOUT (JB51) (SR)




△		 YAMAZAKI MAZAK CORPORATION	APR'D BY	CHK'D BY	DRWN BY	TITLE
△			11/12/2007	11/12/2007	11/12/2007	HEADSTOCK BOX (JB51) XT51 LAYOUT (SR)
△			R. HULL	H. ISHIHARA	A. KAWASAKI	DRWN NO.
△						587002315131
△	EH587HA011E00 - CARD ORIENTATION CHANGED					

This product is subject to all the applicable Japanese Foreign Exchange and Foreign Trade Law.
 本品は『外国為替及び外国貿易法』に該当しますので外国に輸出する場合には同法に基づく許可を必要とします。

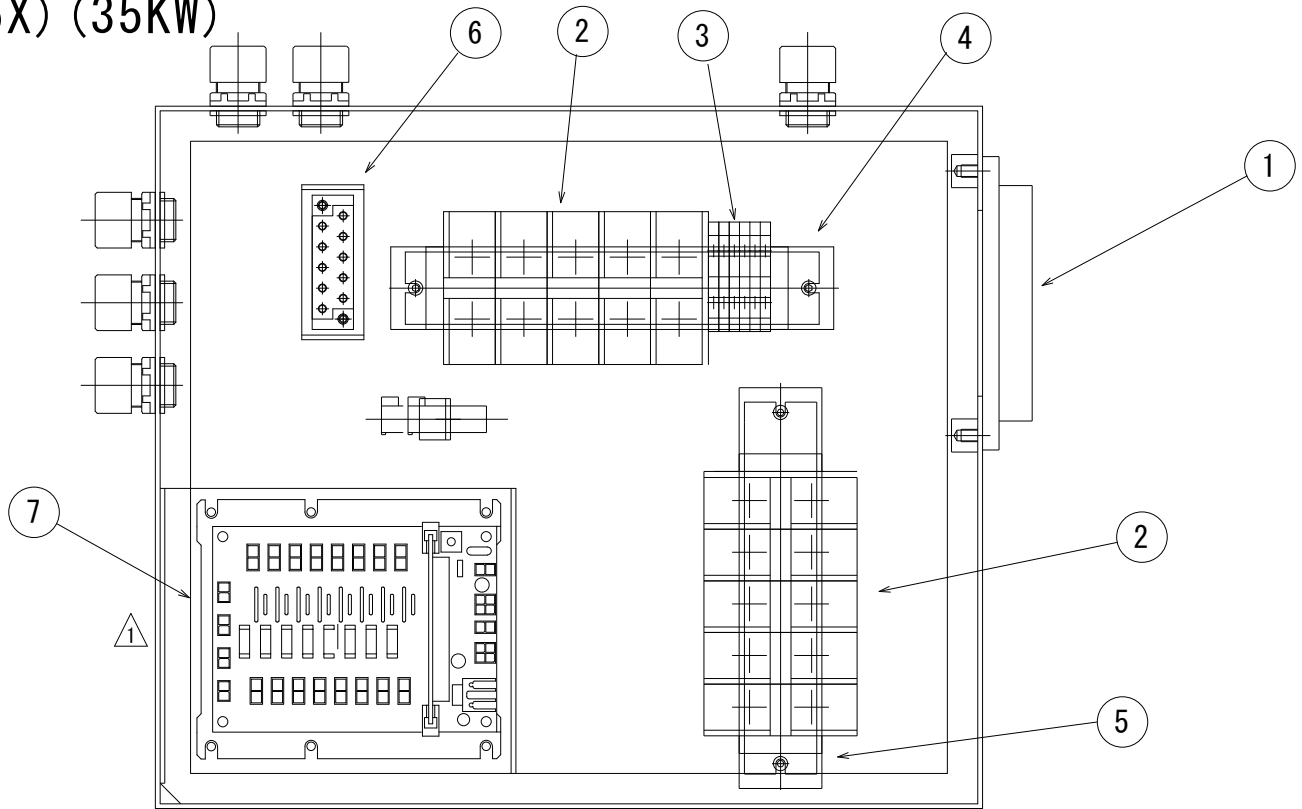
HEADSTOCK BOX (JB51) REMOTE I/O (AP22) (SR)



△		 YAMAZAKI MAZAK CORPORATION	APR'D BY	CHK'D BY	DRWN BY	TITLE
△			11/12/2007	11/12/2007	11/12/2007	HEADSTOCK BOX (JB51) R-I/O AP22 (SR)
△			R. HULL	H. ISHIHARA	A. KAWASAKI	DRWN NO.
△						587002315180

This product is subject to all the applicable Japanese Foreign Exchange and Foreign Trade Law.
 本品は『外国為替及び外国貿易法』に該当しますので外国に輸出する場合には同法に基づく許可を必要とします。

HEAD STOCK BOX LAYOUT (JB51) (3X5X) (35KW)



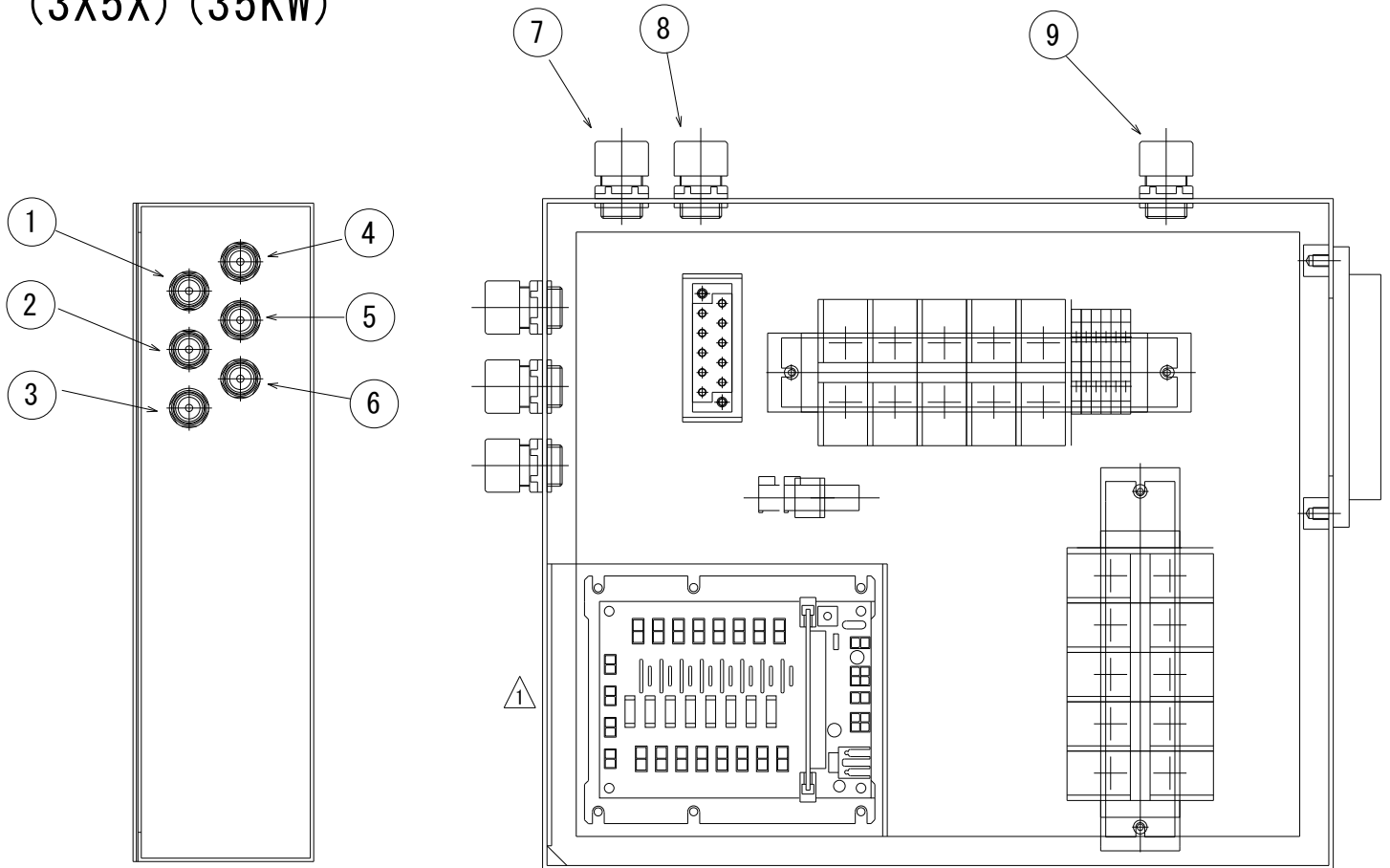
JB51 BOX PARTS LIST

No.	PARTS No.	PARTS NAME	TYPE	MAKER	QTY	COMMENT
1	D63SX001341	MULTI SEAL	EMS15-YS5	SANKEI	1	
	D63SX001420	SEAL	EMSP10	SANKEI	10	
	D63SX001410	SEAL	EMSP8	SANKEI	4	
	D63SX001380	SEAL	EMSP4	SANKEI	1	
	D63SX001360	SEAL	EMSP0	SANKEI	0	
2	D53TDU00010	TERMINAL BLOCK	PTUL-150*5P	TOYO GIKEN	2	XT51
3	D53WGU00070	TERMINAL BLOCK	280-901	WAGO	9	XT51
	D53WGU00080	END PLATE	280-308	WAGO	1	
	D53WGU00030	END STOP	249-117	WAGO	2	
	D53WGU00050	SHORT BAR	280-402	WAGO	5	
4	D59DAV40200	DIN RAIL	DAV4 L=200mm	-	1	
5	D59DAV40180	DIN RAIL	DAV4 L=180mm	-	1	
6	D56YC001530	EARTH BAR	65*20*t5	MAZAK	1	
7	D65UB004820	REMOTE I/O UNIT	YSJ-670-8	UNION DENS	1	AP22

		 YAMAZAKI MAZAK CORPORATION	APR'D BY	CHK'D BY	DRWN BY	TITLE
			11/12/2007	11/12/2007	11/12/2007	H/STCK BOX (JB51) LAYOUT (3X5X) (35KW)
			R. HULL	H. ISHIHARA	GH	DRWN NO. 587002315201


This product is subject to all the applicable Japanese Foreign Exchange and Foreign Trade Law.
 本品は『外国為替及び外国貿易法』に該当しますので外国に輸出する場合には同法に基づく許可を必要とします。

HEAD STOCK BOX LAYOUT (JB51) (3X5X) (35KW)



No	HOLE	CABLE No.	NAME
1	NBG-20	W2601	SPINDLE POWER LINE
2	NBG-20	W2601	SPINDLE POWER LINE
3	NBG-20	W2601	SPINDLE POWER LINE
4	NPS-1612	W2501	SPINDLE EARTH
5	NPS-16-1606-3K	W2541	TOOL SENSOR CABLES
6	ABS-T2207	W2621	SPINDLE PLG CABLE

No	HOLE	CABLE No.	NAME
7	NPS-1608	W2530	GREASE PRESSURE SWITCH
8	NPS-16-1607-2K	W2581	THERMAL & OIL/AIR PSW CABLES
9	MK-16PA		SPARE

△		 YAMAZAKI MAZAK CORPORATION	APR'D BY	CHK'D BY	DRWN BY	TITLE
△			11/12/2007	11/12/2007	11/12/2007	H/S BOX (JB51) CBLE L/OUT 1 (3X5X) (35KW)
△			R. HULL	H. ISHIHARA	GH	DRWN NO. 587002315211
△						
△						
△	EH587HA011E00 - CARD ORIENTATION CHANGED					

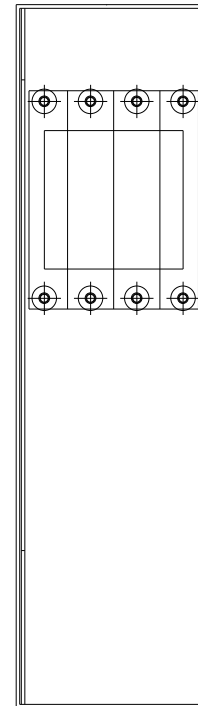
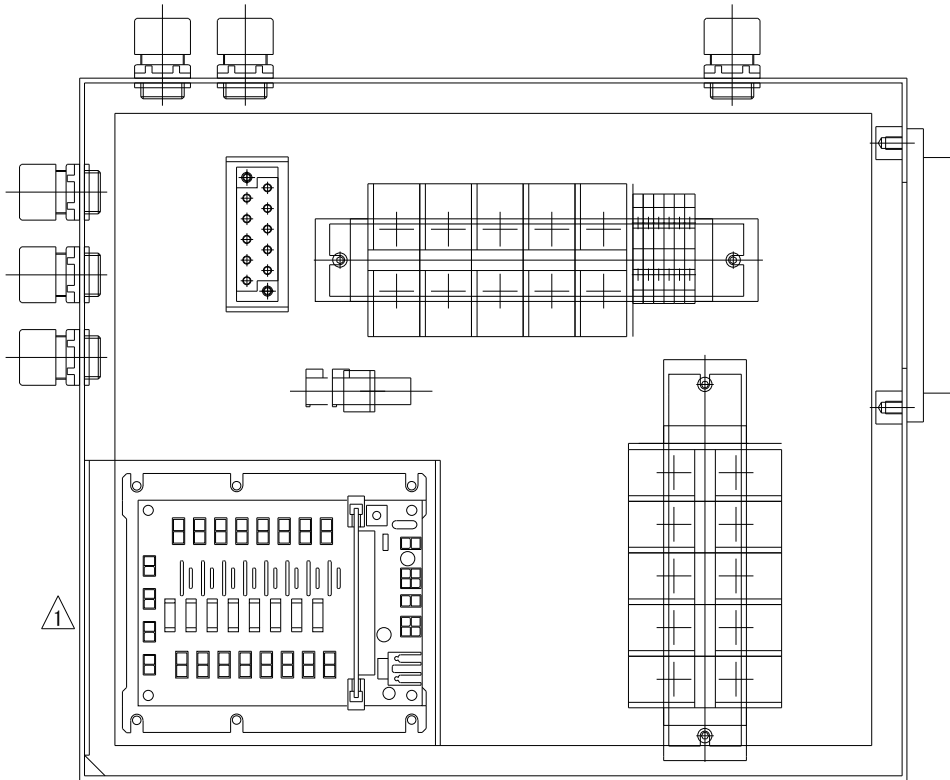
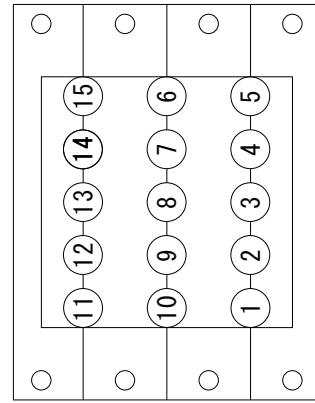
This product is subject to all the applicable Japanese Foreign Exchange and Foreign Trade Law.
 本品は『外国為替及び外国貿易法』に該当しますので外国に輸出する場合には同法に基づく許可を必要とします。

HEAD STOCK BOX LAYOUT (JB51) (3X5X) (35KW)

EMS PACKING LAYOUT

EMS-15					
EMSP10	EMSP8	EMSP4	EMSP8	EMSP8	EMSP8
EMSP8	EMSP10	EMSP10	EMSP10	EMSP10	EMSP10
EMSP10	EMSP10	EMSP10	EMSP10	EMSP10	EMSP10

SANKEI PARTS No. EMS15-YS5



No	HOLE	CABLE No.	NAME
1	EMSP10	W2700	SPINDLE POWER LINE
2	EMSP10	W2700	SPINDLE POWER LINE
3	EMSP10	W2700	SPINDLE POWER LINE
4	EMSP10	W2700	SPINDLE POWER LINE
5	EMSP10	W2700	SPINDLE POWER LINE
6	EMSP10	W2700	SPINDLE POWER LINE
7	EMSP10	W2700	SPINDLE POWER LINE
8	EMSP10	W2700	SPINDLE POWER LINE
9	EMSP10	W2700	SPINDLE POWER LINE
10	EMSP8	W2710	SPINDLE EARTH

No	HOLE	CABLE No.	NAME
11	EMSP10	W2400	REMOTE I/O COMMUNICATION
12	EMSP8	W2410	REMOTE I/O POWER
13	EMSP4	W2430	EARTH
14	EMSP8	W1221	SPINDLE PLG CABLE
15	EMSP8	W2420	THERMO SENSOR CABLE (HEAD)

△	
△	
△	
△	
△	EH587HA011E00 - CARD ORIENTATION CHANGED

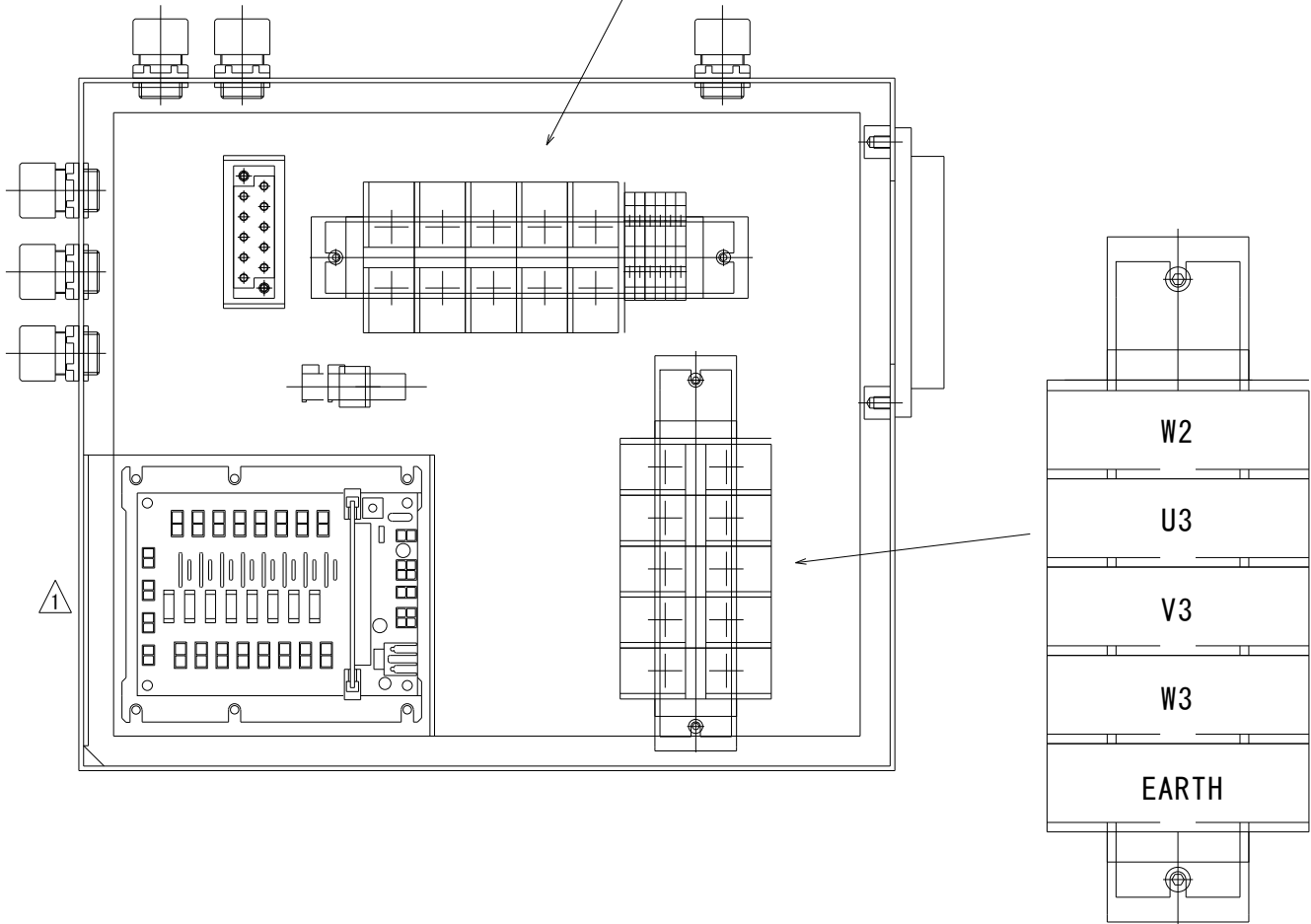
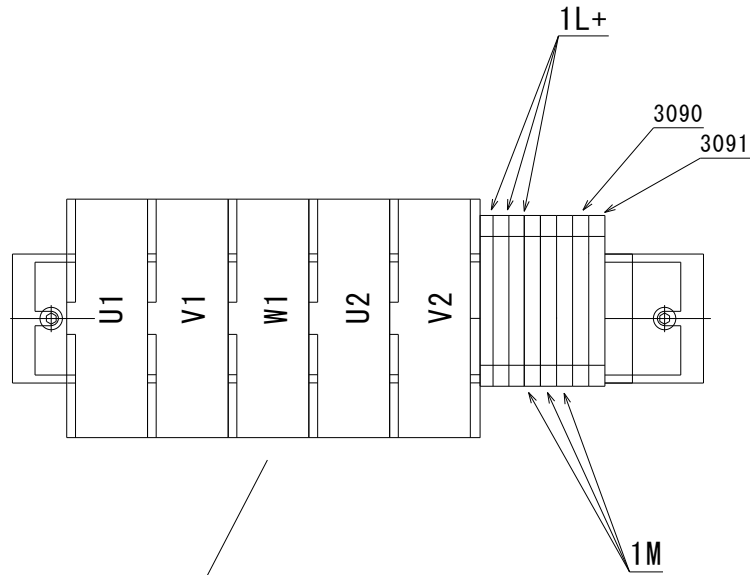
Mazak
YAMAZAKI MAZAK CORPORATION


APR'D BY	CHK'D BY	DRWN BY	TITLE
11/12/2007	11/12/2007	11/12/2007	H/S BOX (JB51) CBLE L/OUT 2 (3X5X) (35KW)
R. HULL	H. ISHIHARA	GH	DRWN NO. 587002315221

DRWN NO. 587002315221

This product is subject to all the applicable Japanese Foreign Exchange and Foreign Trade Law.
 本品は『外国為替及び外国貿易法』に該当しますので外国に輸出する場合には同法に基づく許可を必要とします。

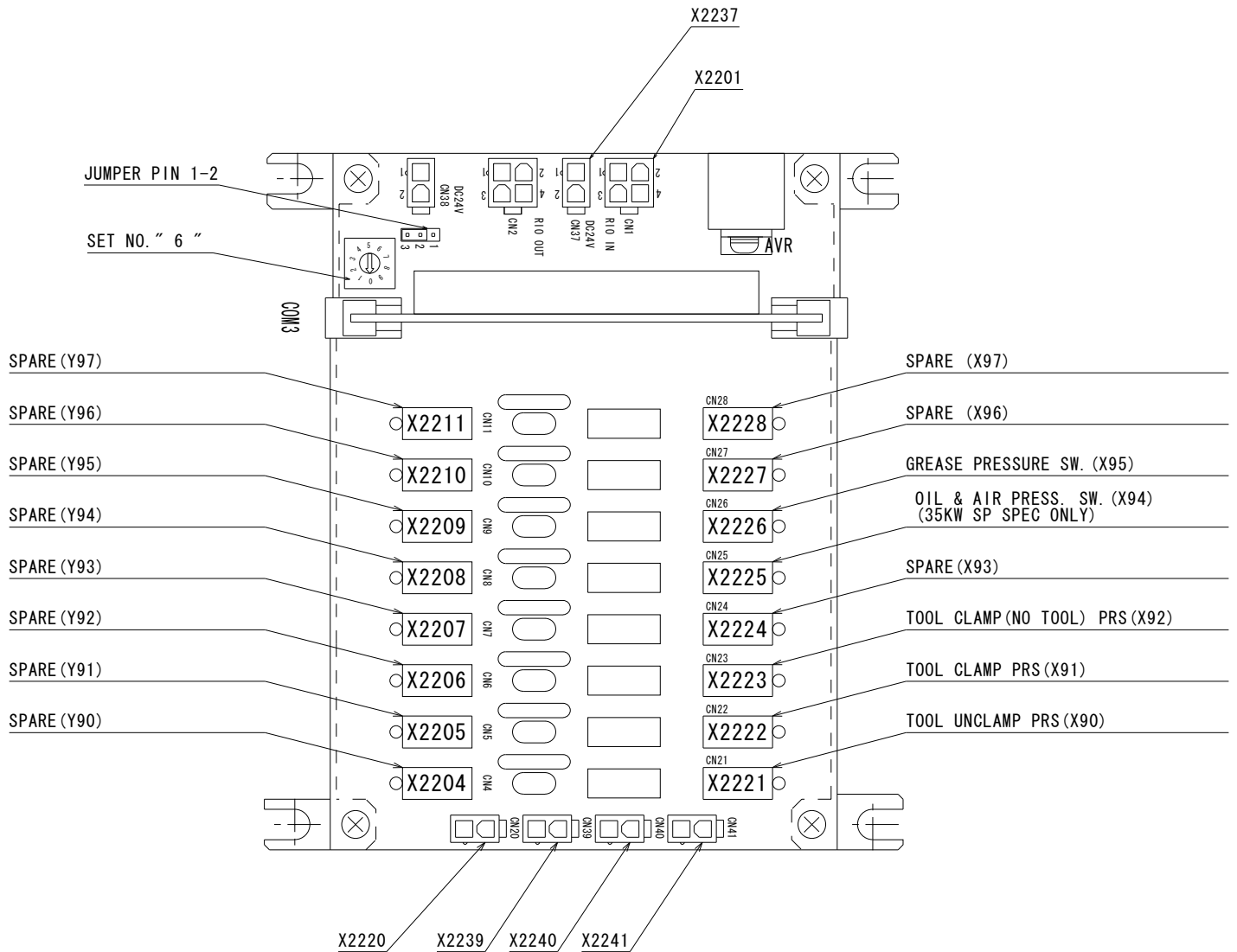
HEAD STOCK BOX LAYOUT (JB51) (3X5X) (35KW)




△		 YAMAZAKI MAZAK CORPORATION	APR'D BY	CHK'D BY	DRWN BY	TITLE
△			11/12/2007	11/12/2007	11/12/2007	H/S BOX (JB51) XT51 LAYOUT (3X5X) (35KW)
△			R. HULL	H. ISHIHARA	GH	DRWN NO.
△						
△	EH587HA011E00 - CARD ORIENTATION CHANGED					

This product is subject to all the applicable Japanese Foreign Exchange and Foreign Trade Law.
 本品は『外国為替及び外国貿易法』に該当しますので外国に輸出する場合には同法に基づく許可を必要とします。

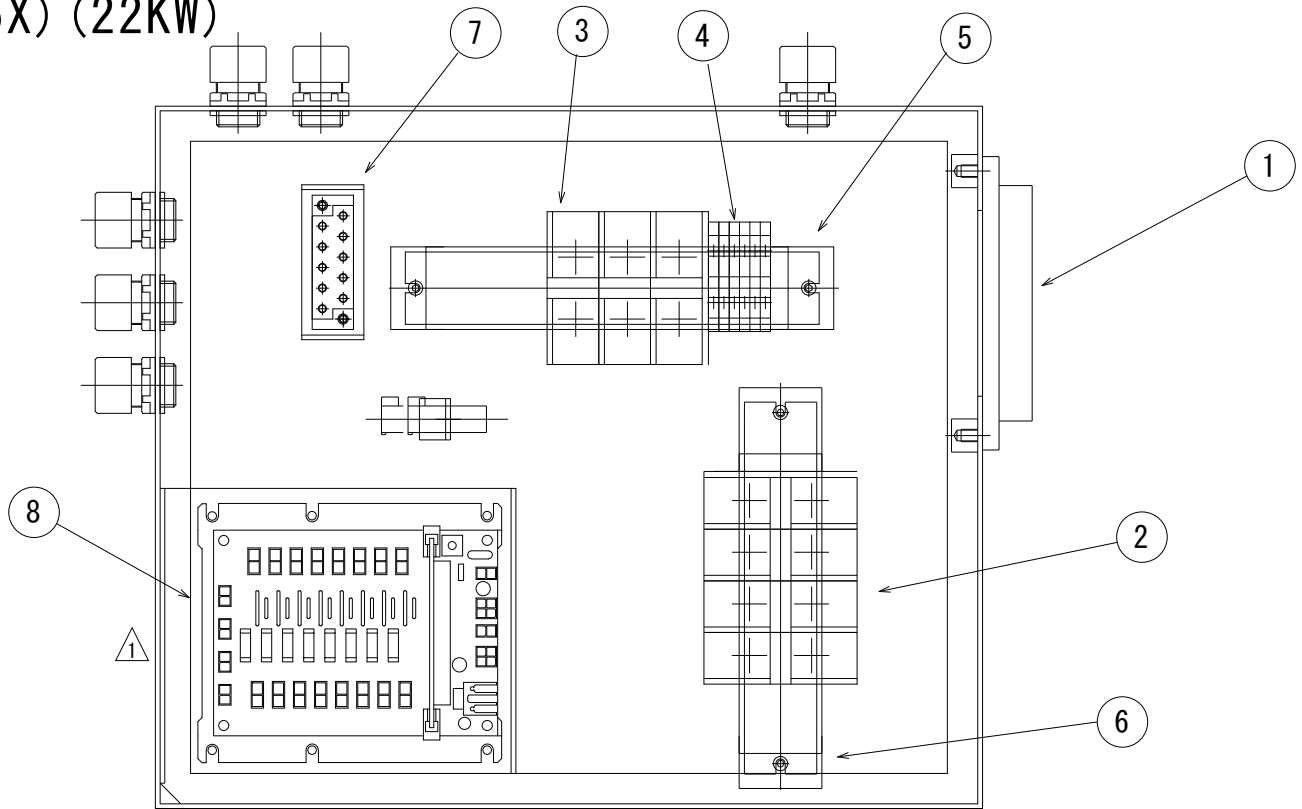
HEADSTOCK BOX (JB51) REMOTE I/O (AP22) (3X, 5X)



△		 YAMAZAKI MAZAK CORPORATION	APR'D BY	CHK'D BY	DRWN BY	TITLE
△			11/12/2007	11/12/2007	11/12/2007	H/STOCK BOX (JB51) R-I/O AP22 (3X/5X)
△			R. HULL	H. ISHIHARA	GH	DRWN NO.
△						587002315280


This product is subject to all the applicable Japanese Foreign Exchange and Foreign Trade Law.
 本品は『外国為替及び外国貿易法』に該当しますので外国に輸出する場合には同法に基づく許可を必要とします。

HEAD STOCK BOX LAYOUT (JB51) (3X5X) (22KW)



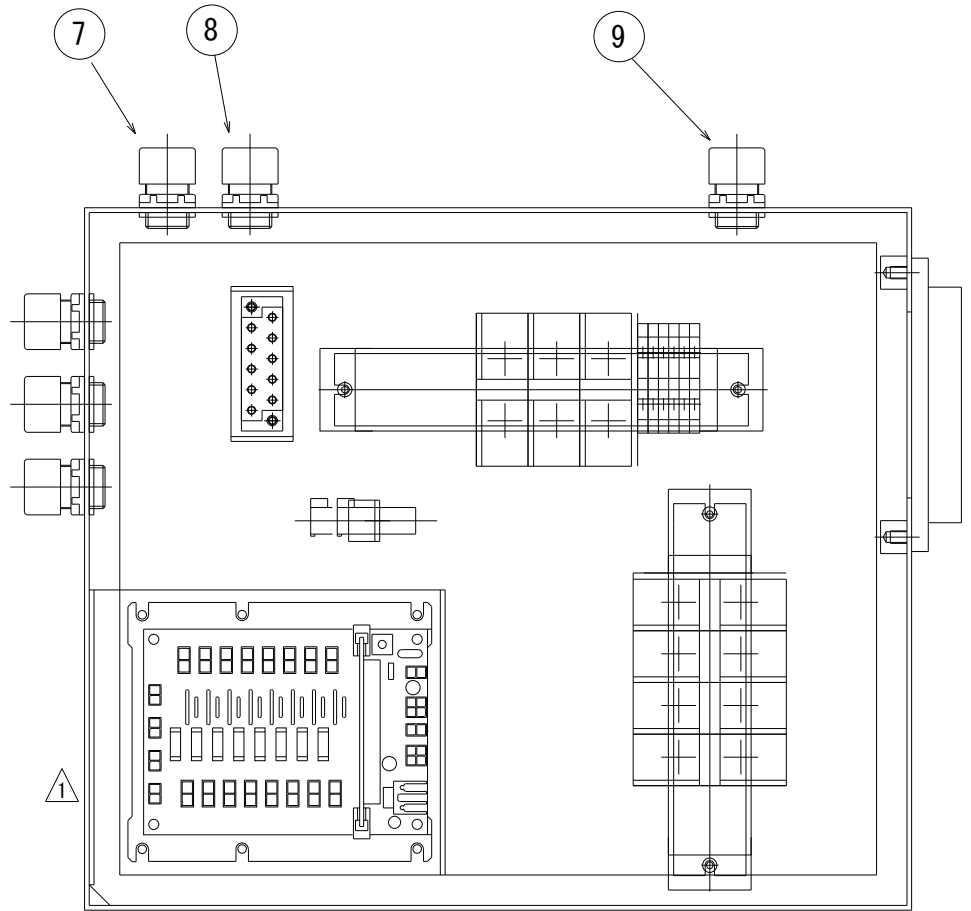
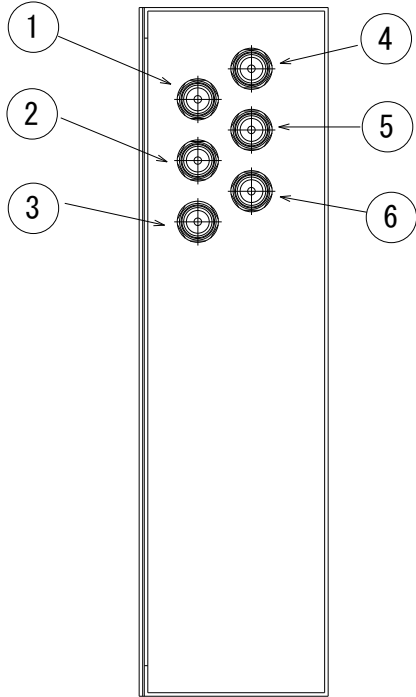
JB51 BOX PARTS LIST

No.	PARTS No.	PARTS NAME	TYPE	MAKER	COMMENT
1	D63SX001341	MULTI SEAL	EMS15-YS5	SANKEI	1
	D63SX001420	SEAL	EMSP10	SANKEI	7
	D63SX001410	SEAL	EMSP8	SANKEI	4
	D63SX001380	SEAL	EMSP4	SANKEI	1
	D63SX001360	SEAL	EMSP0	SANKEI	3
2	D53TD006350	TERMINAL BLOCK	PTUL-150*4P	TOYO GIKEN	1 XT51
3	D53TD007150	TERMINAL BLOCK	PTUL-150*3P	TOYO GIKEN	1 XT51
4	D53WGU00070	TERMINAL BLOCK	280-901	WAGO	9 XT51
	D53WGU00080	END PLATE	280-308	WAGO	1
	D53WGU00030	END STOP	249-117	WAGO	2
	D53WGU00050	SHORT BAR	280-402	WAGO	5
5	D59DAV40200	DIN RAIL	DAV4 L=200mm	-	1
6	D59DAV40180	DIN RAIL	DAV4 L=180mm	-	1
7	D56YC001530	EARTH BAR	65*20*t5	MAZAK	1
8	D65UB004820	REMOTE I/O UNIT	YSJ-670-8	UNION DENS	1 AP22

△		 YAMAZAKI MAZAK CORPORATION	APR'D BY	CHK'D BY	DRWN BY	TITLE
△			11/12/2007	11/12/2007	11/12/2007	H/STCK BOX (JB51) LAYOUT (3X5X) (22KW)
△			R. HULL	H. ISHIHARA	GH	DRWN NO. 587002315302
△	EH587HA017E00 - PARTS LIST MODIFIED					
△	EH587HA011E00 - CARD ORIENTATION CHANGED					


This product is subject to all the applicable Japanese Foreign Exchange and Foreign Trade Law.
 本品は『外国為替及び外国貿易法』に該当しますので外国に輸出する場合には同法に基づく許可を必要とします。

HEAD STOCK BOX LAYOUT (JB51) (3X5X) (22KW)



No	HOLE	CABLE No.	NAME
1	NBG-20	W2602	SPINDLE POWER LINE
2	NBG-20	W2602	SPINDLE POWER LINE
3	NBG-20	W2602	SPINDLE POWER LINE
4	NPS-1612	W2502	SPINDLE EARTH
5	NPS-16-1606-3K	W2541	TOOL SENSOR CABLES
6	ABS-T2207	W2621	SPINDLE PLG CABLE

No	HOLE	CABLE No.	NAME
7	NPS-1608	W2530	GREASE PRESSURE SWITCH
8	NPS-16-1606-3K	W2582	SPINDLE THERMAL SENSOR CABLE
9	MK-16PA		SPARE

△		 YAMAZAKI MAZAK CORPORATION	APR'D BY	CHK'D BY	DRWN BY	TITLE
△			11/12/2007	11/12/2007	11/12/2007	H/S BOX (JB51) CBLE L/OUT 1 (3X5X) (22KW)
△			R. HULL	H. ISHIHARA	GH	DRWN NO. 587002315311
△			EH587HA011E00 - CARD ORIENTATION CHANGED			
△						

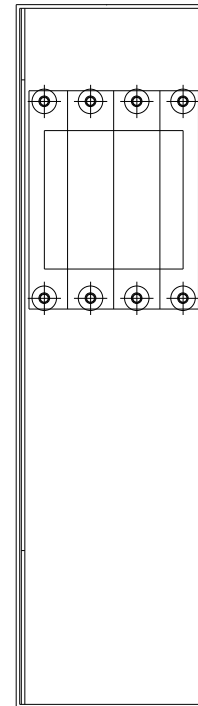
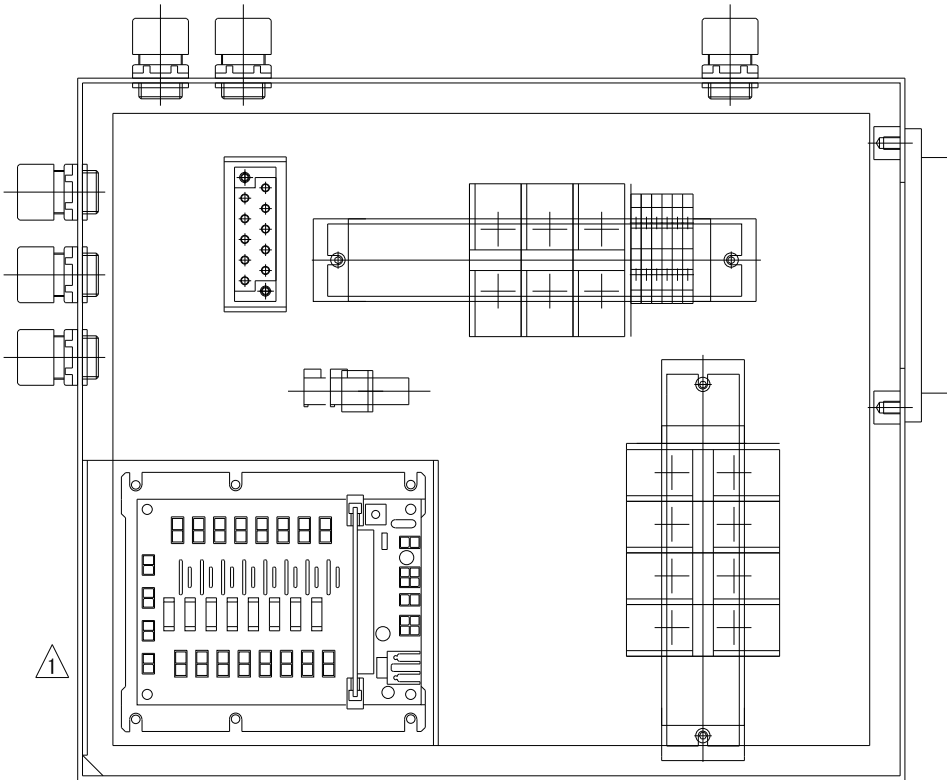
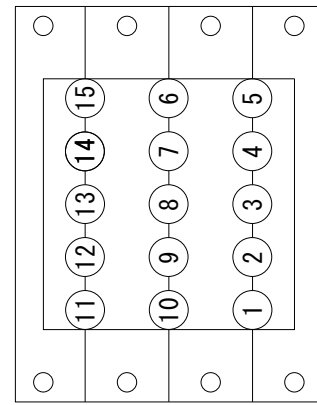
This product is subject to all the applicable Japanese Foreign Exchange and Foreign Trade Law.
 本品は『外国為替及び外国貿易法』に該当しますので外国に輸出する場合には同法に基づく許可を必要とします。

HEAD STOCK BOX LAYOUT (JB51) (3X5X) (22KW)

EMS PACKING LAYOUT

EMS-15					
EMSP10	EMSP8	EMSP4	EMSP8	EMSP8	EMSP8
EMSP8	EMSP0	EMSP0	EMSP0	EMSP0	EMSP10
EMSP10	EMSP10	EMSP10	EMSP10	EMSP10	EMSP10

SANKEI PARTS No. EMS15-YS5



No	HOLE	CABLE No.	NAME
1	EMSP10	W2701	SPINDLE POWER LINE
2	EMSP10	W2701	SPINDLE POWER LINE
3	EMSP10	W2701	SPINDLE POWER LINE
4	EMSP10	W2701	SPINDLE POWER LINE
5	EMSP10	W2701	SPINDLE POWER LINE
6	EMSP10	W2701	SPINDLE POWER LINE
7	EMSP0	SPARE	
8	EMSP0	SPARE	
9	EMSP0	SPARE	
10	EMSP8	W2711	SPINDLE EARTH

No	HOLE	CABLE No.	NAME
11	EMSP10	W2400	REMOTE I/O COMMUNICATION
12	EMSP8	W2410	REMOTE I/O POWER
13	EMSP4	W2430	EARTH
14	EMSP8	W1221	SPINDLE PLG CABLE
15	EMSP8	W2420	THERMO SENSOR CABLE (HEAD)

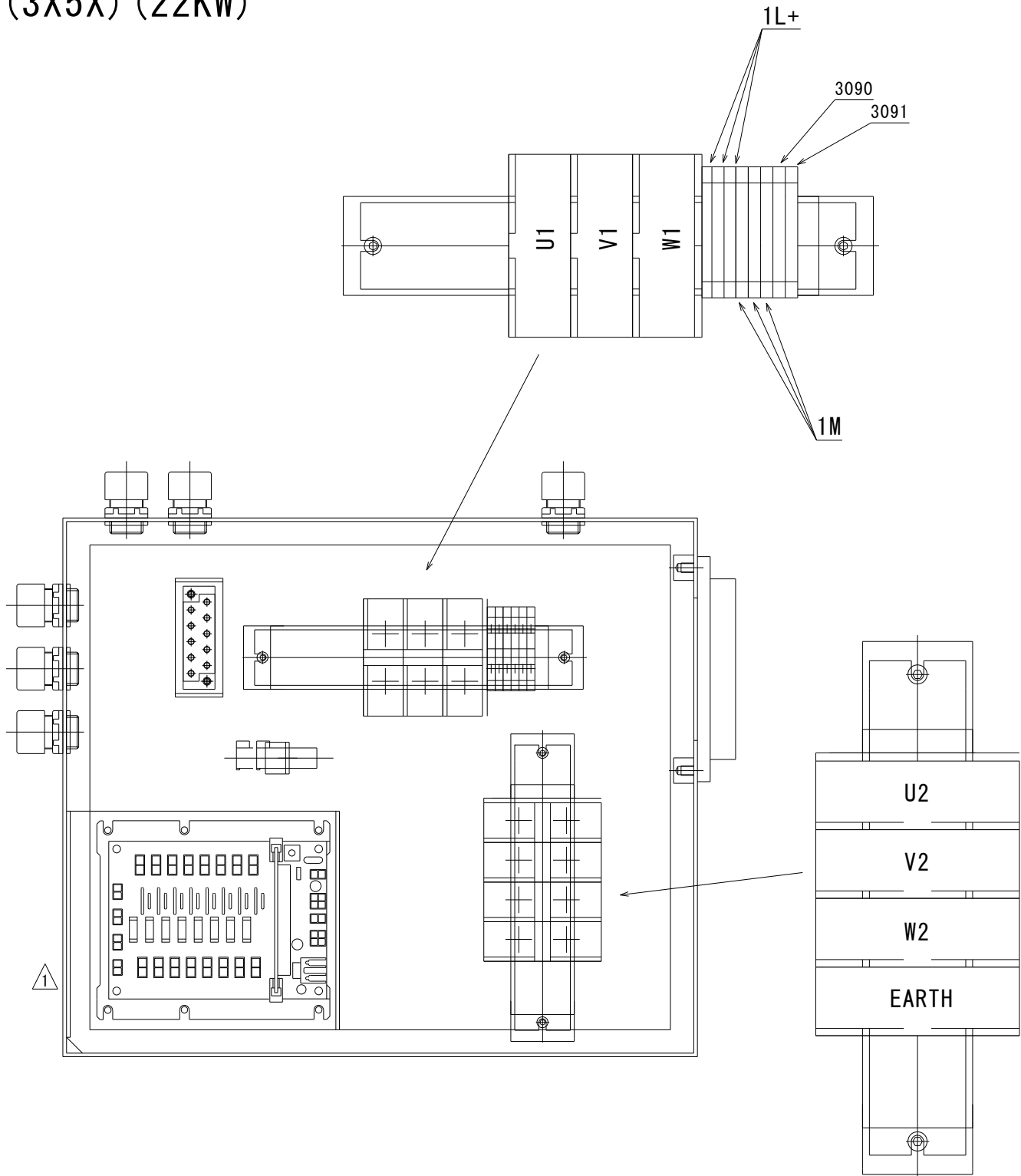
△	
△	
△	
△	
△	EH587HA011E00 - CARD ORIENTATION CHANGED




APR'D BY	CHK'D BY	DRWN BY	TITLE
11/12/2007	11/12/2007	11/12/2007	H/S BOX (JB51) CBLE L/OUT 2 (3X5X) (22KW)
R. HULL	H. ISHIHARA	GH	DRWN No. 587002315321

This product is subject to all the applicable Japanese Foreign Exchange and Foreign Trade Law.
 本品は『外国為替及び外国貿易法』に該当しますので外国に輸出する場合には同法に基づく許可を必要とします。

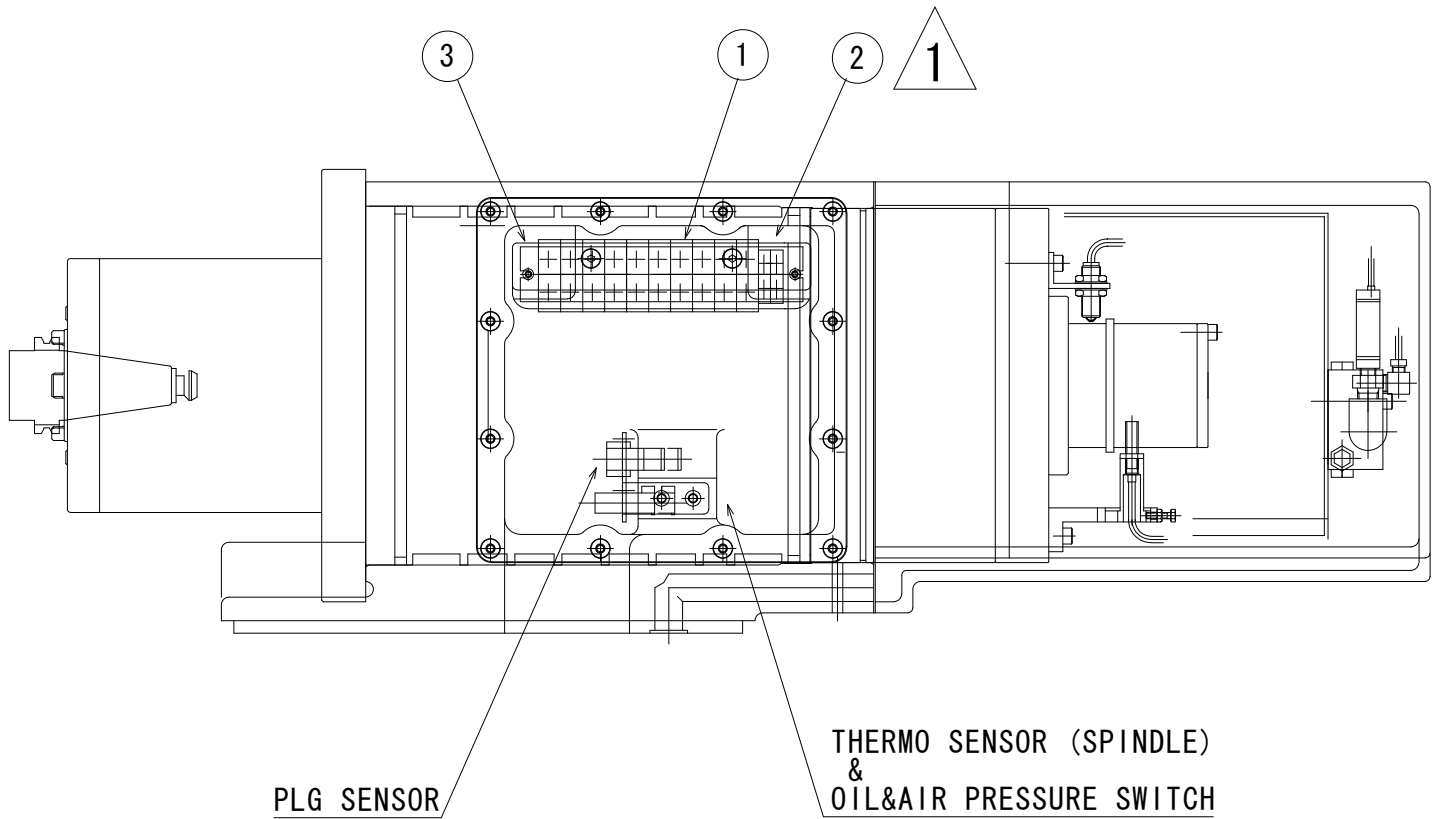
HEAD STOCK BOX LAYOUT (JB51) (3X5X) (22KW)



△		 YAMAZAKI MAZAK CORPORATION	APR'D BY	CHK'D BY	DRWN BY	TITLE
△			11/12/2007	11/12/2007	11/12/2007	H/S BOX (JB51) XT51 LAYOUT (3X5X) (22KW)
△			R. HULL	H. ISHIHARA	GH	DRWN NO.
△						587002315331
△	EH587HA011E00 - CARD ORIENTATION CHANGED					


This product is subject to all the applicable Japanese Foreign Exchange and Foreign Trade Law.
 本品は『外国為替及び外国貿易法』に該当しますので外国に輸出する場合には同法に基づく許可を必要とします。

SPINDLE BOX LAYOUT (JB52) (SR)



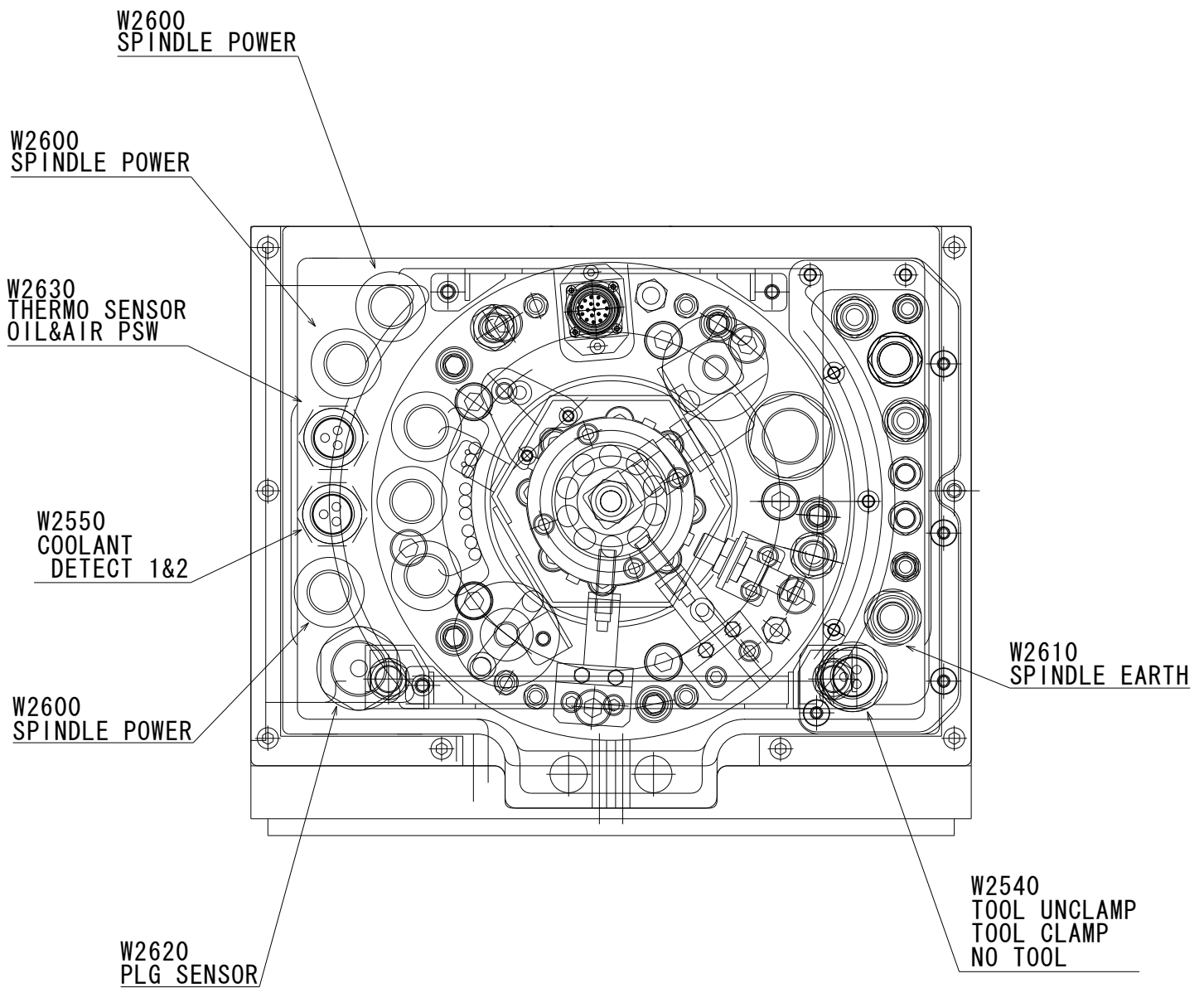
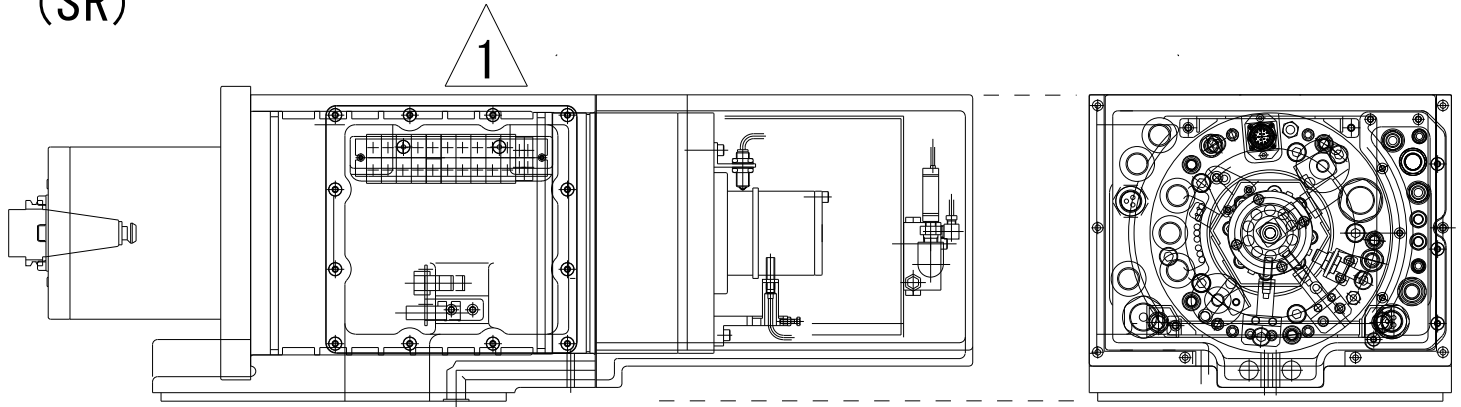
JB51 BOX PARTS LIST


No.	PARTS No.	PARTS NAME	TYPE	MAKER		COMMENT
1	D53TD009070	TERMINAL BLOCKS	PTUL80*10P	TOYOGIKEN	1	XT52
2	D53TD004730	TERMINAL BLOCKS	PTUL20*2P	TOYOGIKEN	1	XT52
3	D59DAV40200	DIN RAIL	DAV4 L=200mm	-	1	

△		 YAMAZAKI MAZAK CORPORATION	APR'D BY	CHK'D BY	DRWN BY	TITLE
△			11/12/2007	11/12/2007	11/12/2007	SPINDLE BOX (JB52) INSIDE LAYOUT (SR)
△			R. HULL	H. ISHIHARA	A. KAWASAKI	DRWN NO. 587002315501
△						
△	EH587HA011E00 - TERMINAL ORDER CHANGED					

This product is subject to all the applicable Japanese Foreign Exchange and Foreign Trade Law.
 本品は『外国為替及び外国貿易法』に該当しますので外国に輸出する場合には同法に基づく許可を必要とします。

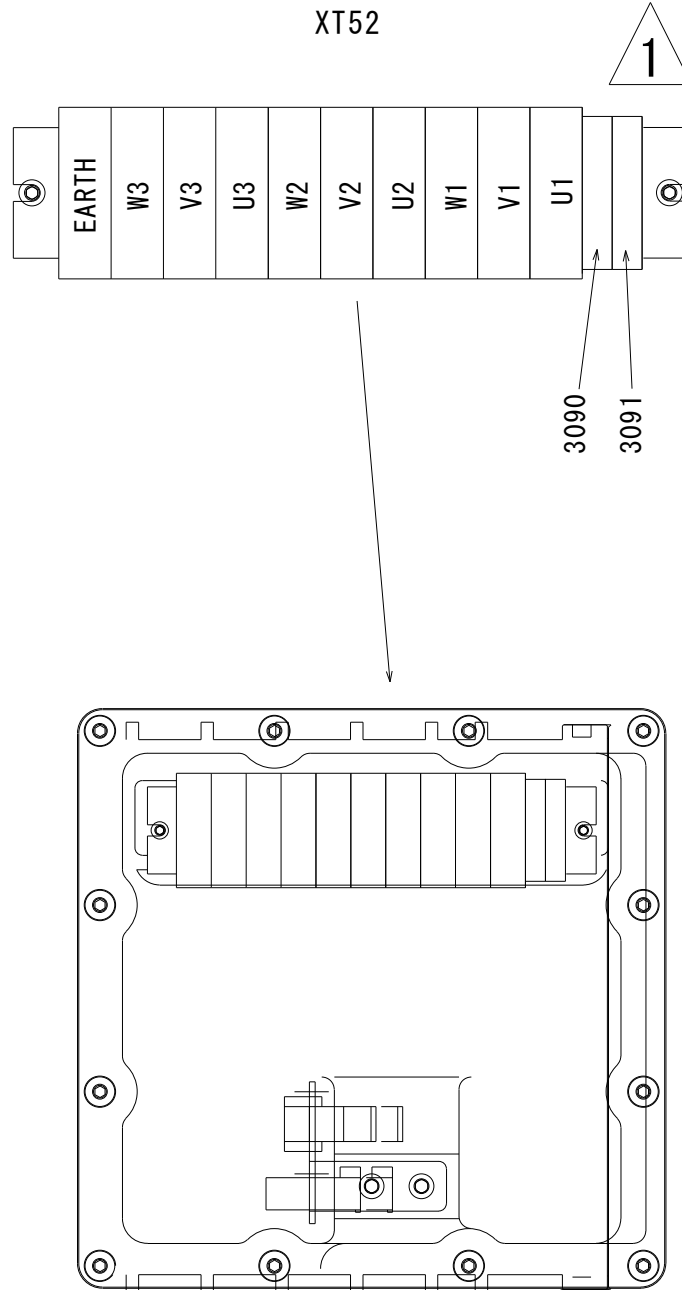
SPINDLE BOX LAYOUT (JB52) (SR)




△		 YAMAZAKI MAZAK CORPORATION	APR'D BY	CHK'D BY	DRWN BY	TITLE
△			11/12/2007	11/12/2007	11/12/2007	SPINDLE BOX (JB52) TOP LAYOUT (SR)
△			R. HULL	H. ISHIHARA	A. KAWASAKI	DRWN NO.
△						587002315511
△	EH587HA011E00 - TERMINAL ORDER CHANGED					

This product is subject to all the applicable Japanese Foreign Exchange and Foreign Trade Law.
 本品は『外国為替及び外国貿易法』に該当しますので外国に輸出する場合には同法に基づく許可を必要とします。

SPINDLE BOX LAYOUT (JB52) (SR)

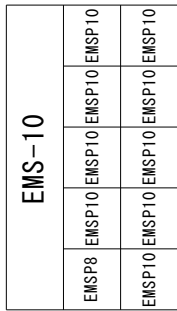


△		 YAMAZAKI MAZAK CORPORATION	APR'D BY	CHK'D BY	DRWN BY	TITLE
△			11/12/2007	11/12/2007	11/12/2007	SPINDLE BOX (JB52) XT52 LAYOUT (SR)
△			R. HULL	H. ISHIHARA	A. KAWASAKI	DRWN NO.
△						587002315521
△	EH587HA011E00 - SMALL TERMINAL POSN. CHANGED					

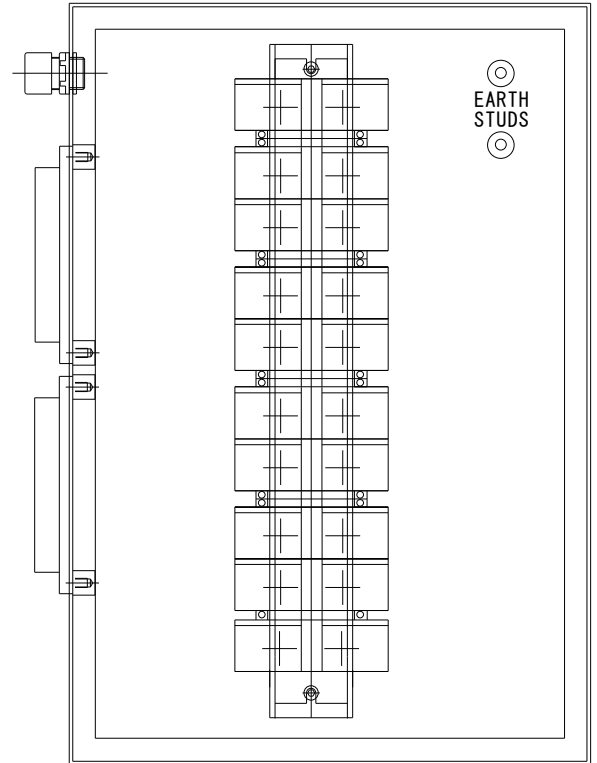
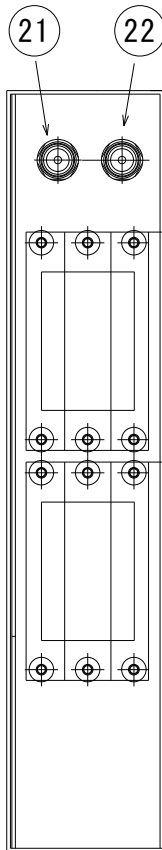
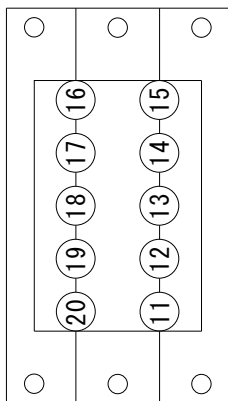
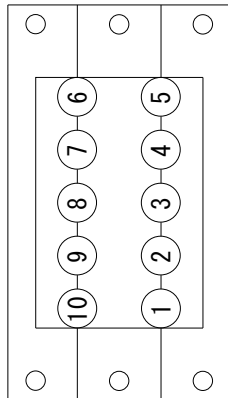
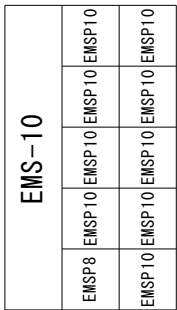
This product is subject to all the applicable Japanese Foreign Exchange and Foreign Trade Law.
 本品は『外国為替及び外国貿易法』に該当しますので外国に輸出する場合には同法に基づく許可を必要とします。

JUNCTION BOX CABLE LAYOUT (JB53) (35KW)

EMS PACKING LAYOUT



EMS PACKING LAYOUT



No	HOLE	CABLE No.	NAME
1	EMSP10	W1201	SPINDLE POWER LINE
2	EMSP10	W1201	SPINDLE POWER LINE
3	EMSP10	W1201	SPINDLE POWER LINE
4	EMSP10	W1201	SPINDLE POWER LINE
5	EMSP10	W1201	SPINDLE POWER LINE
6	EMSP10	W1201	SPINDLE POWER LINE
7	EMSP10	W1201	SPINDLE POWER LINE
8	EMSP10	W1201	SPINDLE POWER LINE
9	EMSP10	W1201	SPINDLE POWER LINE
10	EMSP8	W1211	SPINDLE EARTH

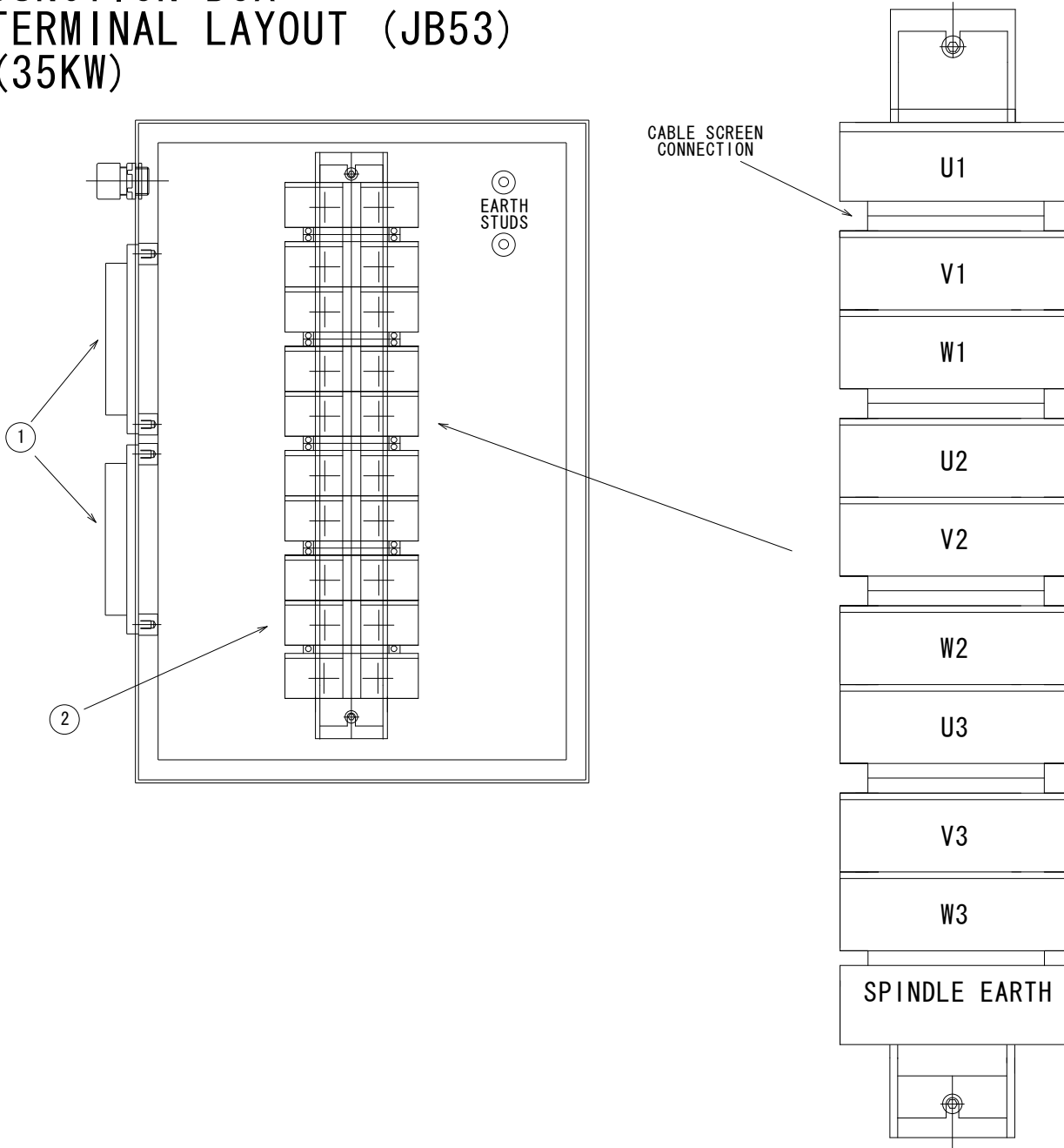
No	HOLE	CABLE No.	NAME
11	EMSP10	W2700	SPINDLE POWER LINE
12	EMSP10	W2700	SPINDLE POWER LINE
13	EMSP10	W2700	SPINDLE POWER LINE
14	EMSP10	W2700	SPINDLE POWER LINE
15	EMSP10	W2700	SPINDLE POWER LINE
16	EMSP10	W2700	SPINDLE POWER LINE
17	EMSP10	W2700	SPINDLE POWER LINE
18	EMSP10	W2700	SPINDLE POWER LINE
19	EMSP10	W2700	SPINDLE POWER LINE
20	EMSP8	W2710	SPINDLE EARTH

21	NPS1608	W1431	CAB TO JB53 BOX EARTH CABLE
22	NPS1608	W2720	JB53 BOX TO JB50 EARTH CABLE

	APR'D BY	CHK'D BY	DRWN BY	TITLE
	11/12/2007	11/12/2007	11/12/2007	J. BOX (JB53) CABLE LAYOUT (35KW)
	R. HULL	H. ISHIHARA	GH	DRWN NO. 587002315600

This product is subject to all the applicable Japanese Foreign Exchange and Foreign Trade Law. 本品は『外国為替及び外国貿易法』に該当しますので外国に輸出する場合には同法に基づく許可を必要とします。

JUNCTION BOX TERMINAL LAYOUT (JB53) (35KW)



JB53 BOX PARTS LIST

No.	PARTS No.	PARTS NAME	TYPE	MAKER		COMMENT
1	D63SX001331	MULTI SEAL	EMS10-YS5	SANKEI	2	
	D63SX001420	SEAL	EMSP10	SANKEI	18	
	D63SX001410	SEAL	EMSP8	SANKEI	2	
2	D53WGU00300	TERMINAL BLOCK ASSY.	51005917	WAGO	1	XT53

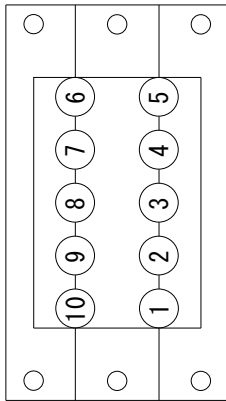
△		 YAMAZAKI MAZAK CORPORATION	APR'D BY	CHK'D BY	DRWN BY	TITLE
△			11/12/2007	11/12/2007	11/12/2007	J. BOX (JB53) TERM LAYOUT (35KW)
△			R. HULL	H. ISHIHARA	GH	DRWN NO. 587002315610
△						

This product is subject to all the applicable Japanese Foreign Exchange and Foreign Trade Law.
 本品は『外国為替及び外国貿易法』に該当しますので外国に輸出する場合には同法に基づく許可を必要とします。

JUNCTION BOX CABLE LAYOUT (JB53) (22KW)

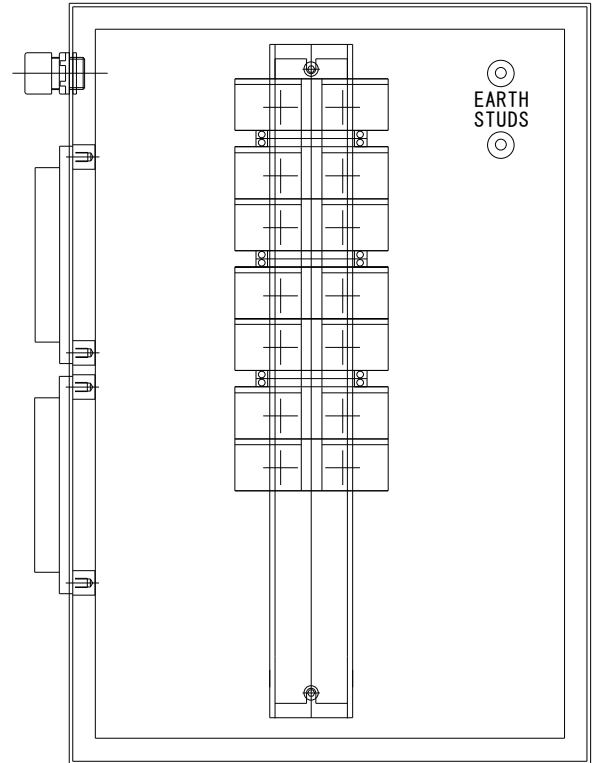
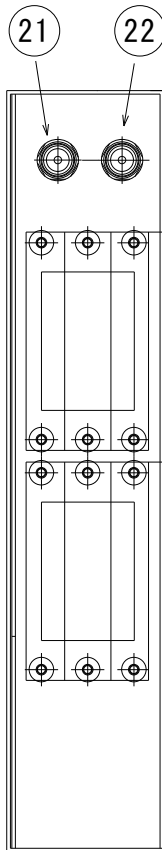
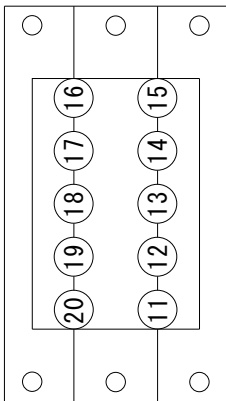
EMS PACKING LAYOUT

EMS-10					
EMSP8	EMSP0	EMSP0	EMSP0	EMSP10	EMSP10
EMSP10	EMSP10	EMSP10	EMSP10	EMSP10	EMSP10



EMS PACKING LAYOUT


EMS-10					
EMSP8	EMSP0	EMSP0	EMSP0	EMSP10	EMSP10
EMSP10	EMSP10	EMSP10	EMSP10	EMSP10	EMSP10



No	HOLE	CABLE No.	NAME
1	EMSP10	W1202	SPINDLE POWER LINE
2	EMSP10	W1202	SPINDLE POWER LINE
3	EMSP10	W1202	SPINDLE POWER LINE
4	EMSP10	W1202	SPINDLE POWER LINE
5	EMSP10	W1202	SPINDLE POWER LINE
6	EMSP10	W1202	SPINDLE POWER LINE
7	EMSP0	SPARE	
8	EMSP0	SPARE	
9	EMSP0	SPARE	
10	EMSP8	W1212	SPINDLE EARTH

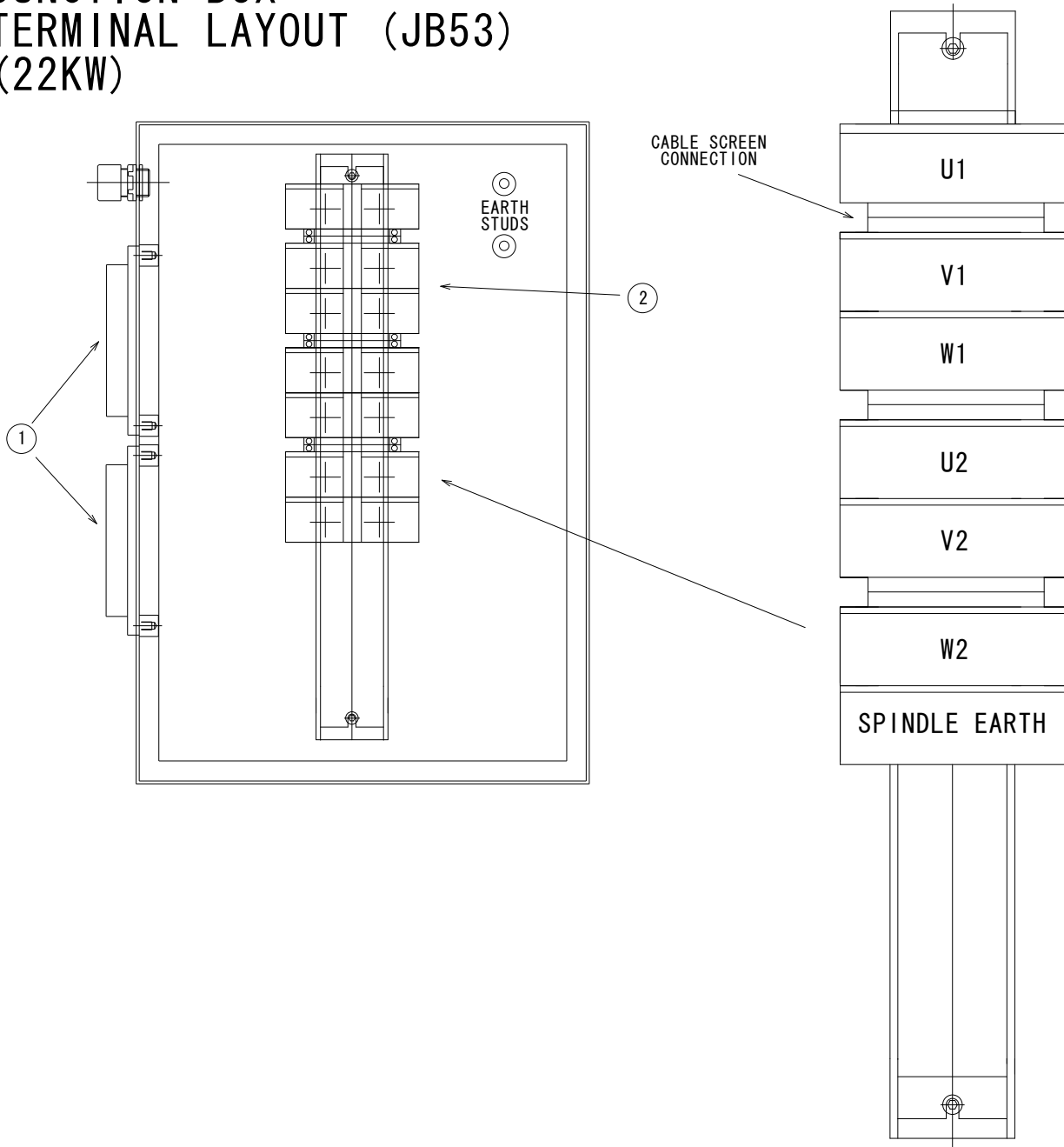
No	HOLE	CABLE No.	NAME
11	EMSP10	W2701	SPINDLE POWER LINE
12	EMSP10	W2701	SPINDLE POWER LINE
13	EMSP10	W2701	SPINDLE POWER LINE
14	EMSP10	W2701	SPINDLE POWER LINE
15	EMSP10	W2701	SPINDLE POWER LINE
16	EMSP10	W2701	SPINDLE POWER LINE
17	EMSP0	SPARE	
18	EMSP0	SPARE	
19	EMSP0	SPARE	
20	EMSP8	W2711	SPINDLE EARTH

21	NPS1608	W1431	CAB TO JB53 BOX EARTH CABLE
22	NPS1608	W2720	JB53 BOX TO JB50 EARTH CABLE

△		 YAMAZAKI MAZAK CORPORATION	APR'D BY	CHK'D BY	DRWN BY	TITLE
△			11/12/2007	11/12/2007	11/12/2007	J. BOX (JB53) CABLE LAYOUT (22KW)
△			R. HULL	H. ISHIHARA	GH	DRWN NO. 587002315700
△						
△						

This product is subject to all the applicable Japanese Foreign Exchange and Foreign Trade Law.
 本品は『外国為替及び外国貿易法』に該当しますので外国に輸出する場合には同法に基づく許可を必要とします。

JUNCTION BOX TERMINAL LAYOUT (JB53) (22KW)



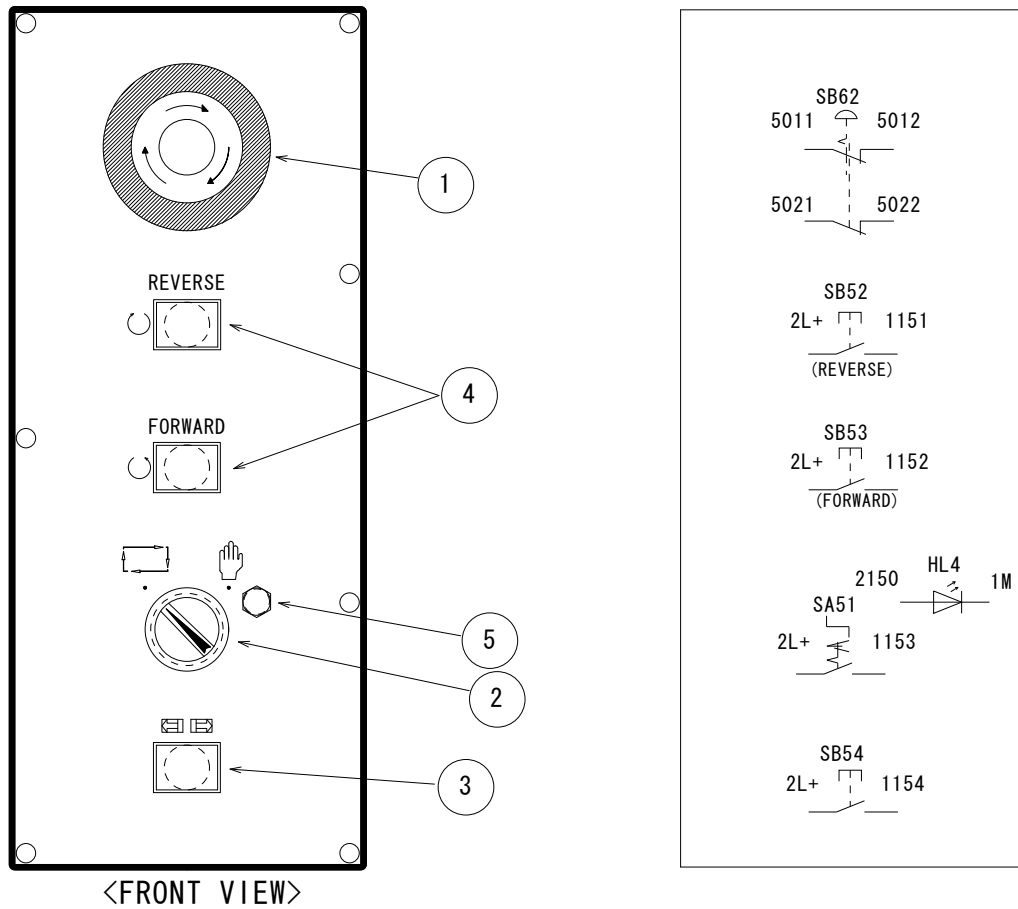
JB53 BOX PARTS LIST

No.	PARTS No.	PARTS NAME	TYPE	MAKER	COMMENT
1	D63SX001331	MULTI SEAL	EMS10-YS5	SANKEI	2
	D63SX001420	SEAL	EMSP10	SANKEI	12
	D63SX001410	SEAL	EMSP8	SANKEI	2
	D63SX001360	SEAL	EMSP0	SANKEI	6
2	D53WGU00310	TERMINAL BLOCK ASSY.		WAGO	1 XT53


△		 YAMAZAKI MAZAK CORPORATION	APR'D BY	CHK'D BY	DRWN BY	TITLE
△			11/12/2007	11/12/2007	11/12/2007	J. BOX (JB53) TERM LAYOUT (22KW)
△			R. HULL	H. ISHIHARA	GH	DRWN NO. 587002315710
△						

This product is subject to all the applicable Japanese Foreign Exchange and Foreign Trade Law.
 本品は『外国為替及び外国貿易法』に該当しますので外国に輸出する場合には同法に基づく許可を必要とします。

MAGAZINE PANEL (JB62)



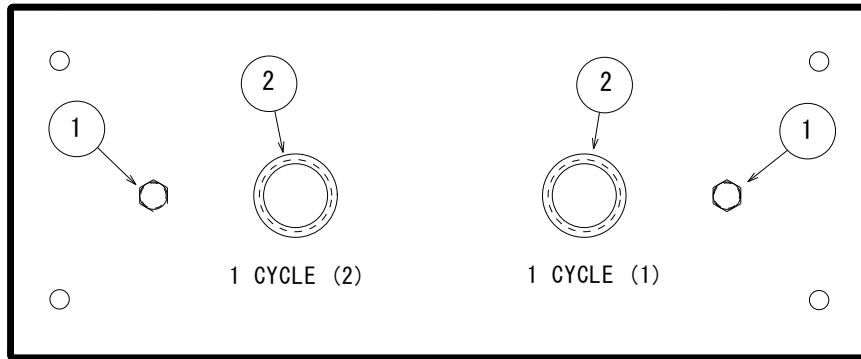
ITEM	PARTS NO	PARTS NAME	SUPPLIER	TYPE	REMARK	STD
1	D15IA003110	EMERGENCY STOP SWITCH	IZUMI	HW1B-V402 TK1890 2b	JB62 SB62	1
2	D13FA001400	SELECT SWITCH	FUJI	AH253-P2B11	JB62 SA51	1
3	D15IA002620	PUSH BUTTON SW.	IZUMI	AB6G-M1P-W	JB62 SB54	1
	D15IA002940	SWITCH GUARD	IZUMI	AL-KH6SP	JB62 SB54	1
4	D15IA002620	PUSH BUTTON SW.	IZUMI	AB6G-M1P-W	JB62 SB52,53	2
	D15IA002940	SWITCH GUARD	IZUMI	AL-KH6SP	JB62 SB52,53	2
5	D21PA000810	LED	OKAYA	BD3613A-24	HL4	1

	 <small>YAMAZAKI MAZAK CORPORATION</small>	APR'D BY	CHK'D BY	DRWN BY	TITLE
		11/12/2007	11/12/2007	11/12/2007	MAGAZINE PANEL (JB62)
		R. HULL	H. ISHIHARA	A. KAWASAKI	DRWN NO. 587002316201

This product is subject to all the applicable Japanese Foreign Exchange and Foreign Trade Law.
 本品は『外国為替及び外国貿易法』に該当しますので外国に輸出する場合には同法に基づく許可を必要とします。

00
01
02
03
04
05
06
07
08
09
10
11
12
13
14
15
16
17
18
19
20
21
22
23

CENTRE PARTITION OP. PANEL



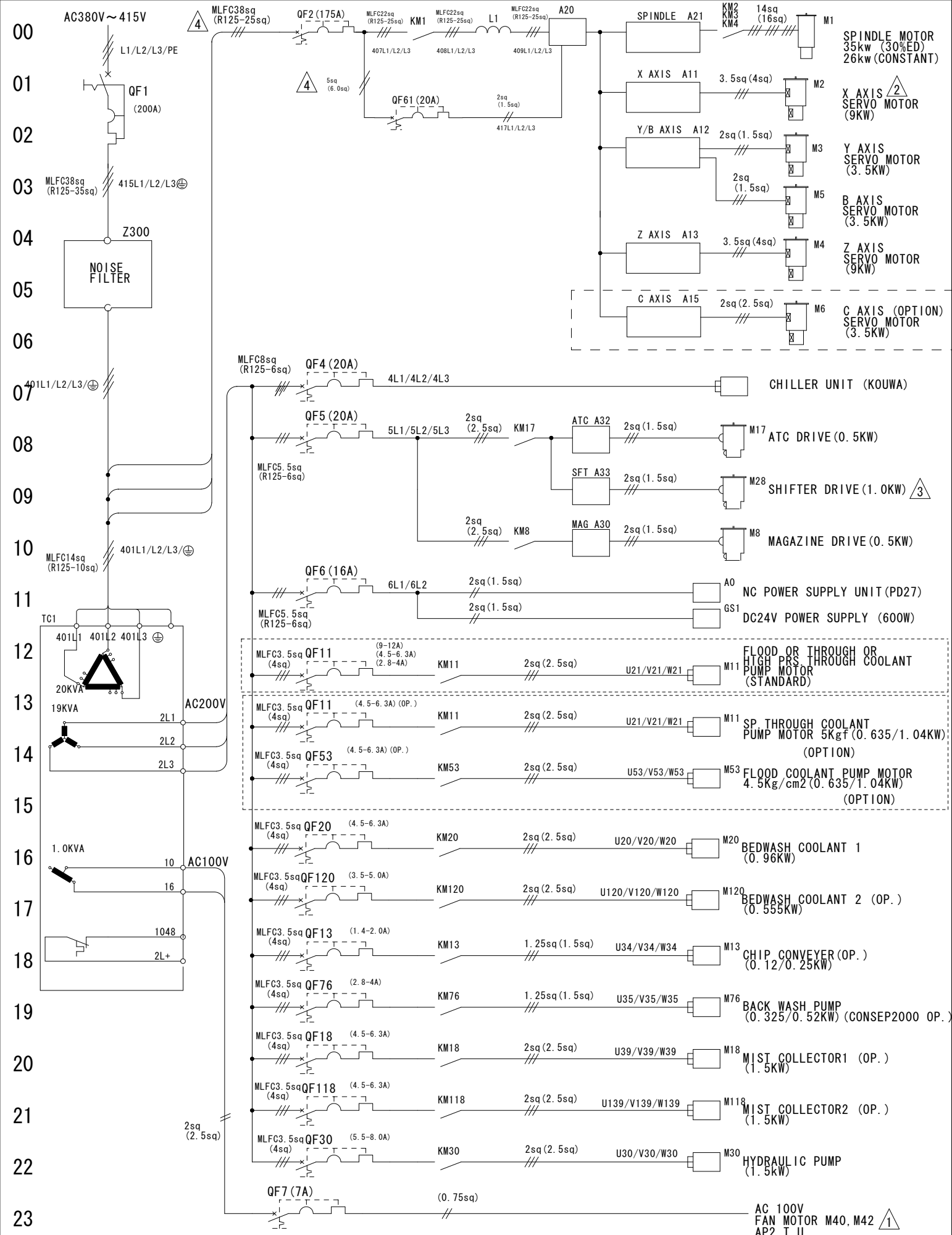
<FRONT VIEW>



ITEM	PARTS NO.	PARTS NAME	SUPPLIER	TYPE	REMARK	NO.
1	D21PA000810	LED	OKAYA	BD-3613A-24	HL34, HL35	2
2	D15FA003280	PUSHBUTTON	FUJI	AR22FOR-11B	SA34, SA35	2

 YAMAZAKI MAZAK CORPORATION	APR'D BY	CHK'D BY	DRWN BY	TITLE
	31/01/2008	31/01/2008	31/01/2008	CENTRE PARTITION OP. PANEL(OPTION)
	R. HULL	H. ISHIHARA	GH	DRWN NO. 587002316210

This product is subject to all the applicable Japanese Foreign Exchange and Foreign Trade Law.
 本品は『外国為替及び外国貿易法』に該当しますので外国に輸出する場合には同法に基づく許可を必要とします。

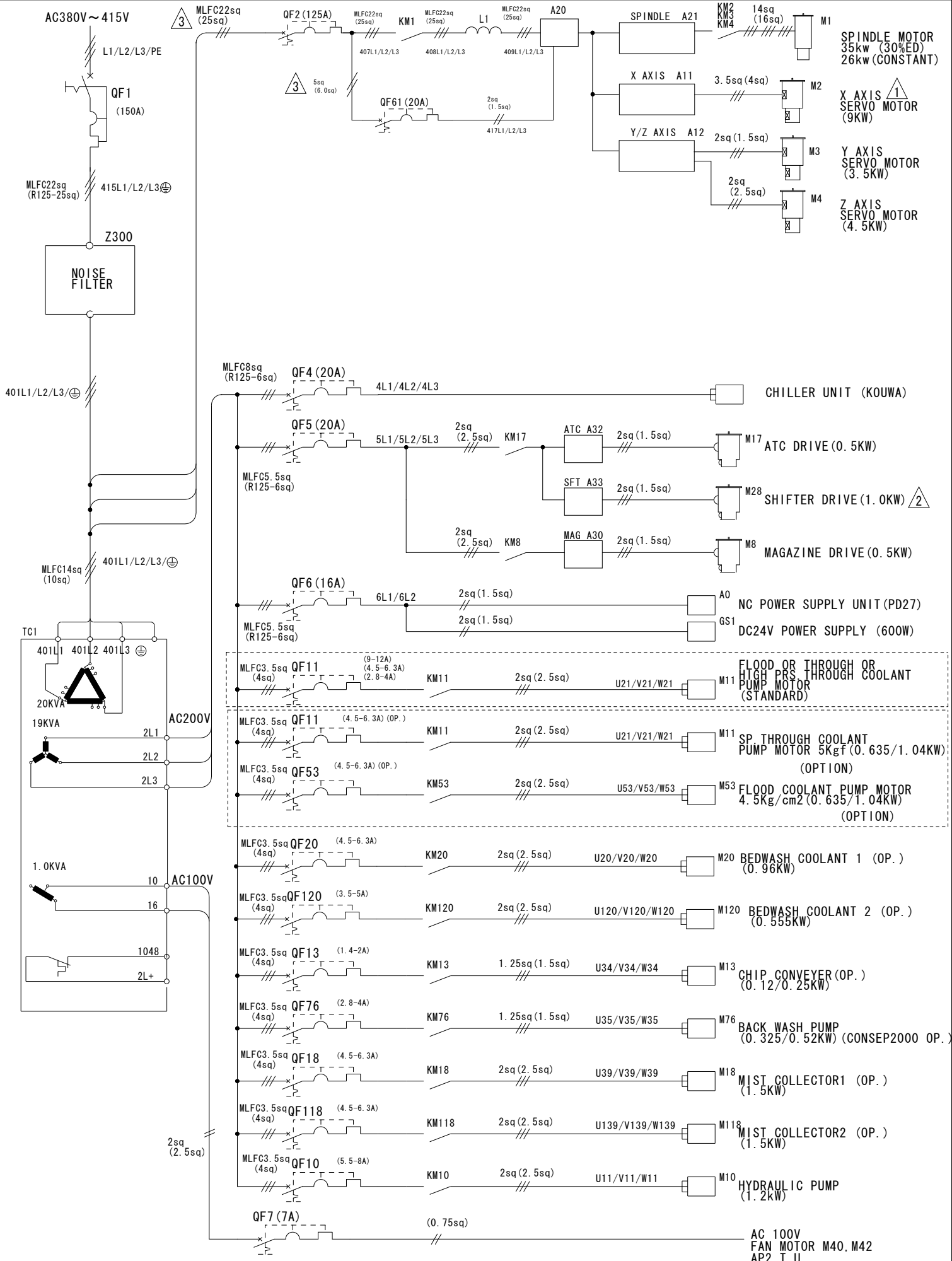


△	
④	EH587HA035E00 - CABLE CHANGED 05/02/10 GH
③	EH587HA030E00 - MOTOR SPEC. CHANGED 12/10/09 GH
②	EH587HA026E00 - MOTOR SPEC. CHANGED 07/04/09 GH
①	EH587HA010E00 - M41 REF REMOVED



APR'D BY	CHK'D BY	DRWN BY	TITLE
12/12/2007	12/12/2007	12/12/2007	SYSTEM DIAGRAM (YME) VTC800/30SR
R. HULL	H. ISHIHARA	H. ISHIHARA	DRWN NO. 587002400014

This product is subject to all the applicable Japanese Foreign Exchange and Foreign Trade Law.
 本品は『外国為替及び外国貿易法』に該当しますので外国に輸出する場合には同法に基づく許可を必要とします。

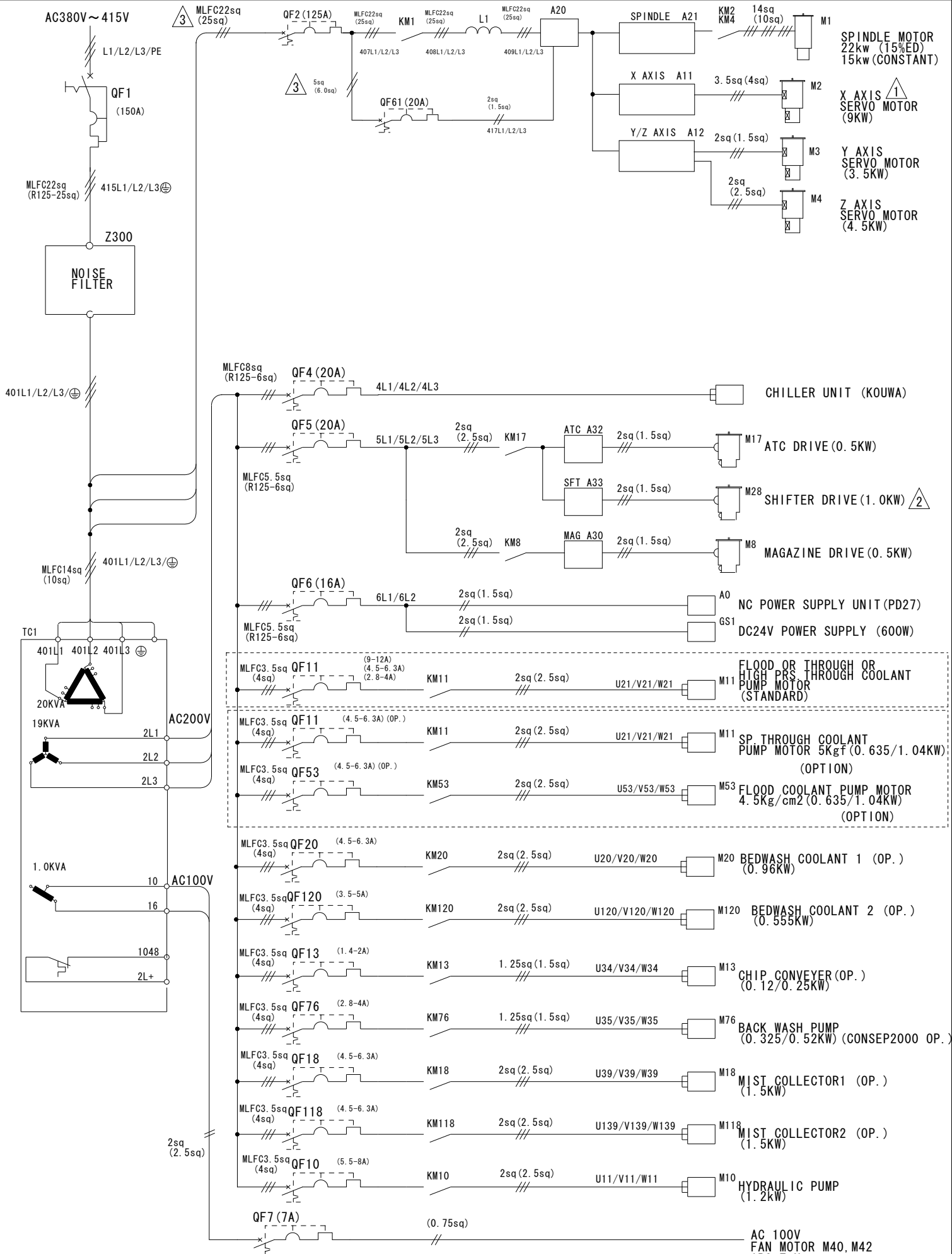


△	
△	
⊕	EH587HA035E00 - CABLE CHANGED 05/02/10 GH
⊕	EH587HA030E00 - MOTOR SPEC. CHANGED 12/10/09 GH
⊕	EH587HA026E00 - MOTOR SPEC. CHANGED 07/04/09 GH



APR'D BY	CHK'D BY	DRWN BY	TITLE
12/12/2007	12/12/2007	12/12/2007	SYS DIAGRAM (YME) VTC820/30 (35KW)
R. HULL	H. ISHIHARA	H. ISHIHARA	DRWN NO. 587002400023

This product is subject to all the applicable Japanese Foreign Exchange and Foreign Trade Law.
 本品は『外国為替及び外国貿易法』に該当しますので外国に輸出する場合には同法に基づく許可を必要とします。

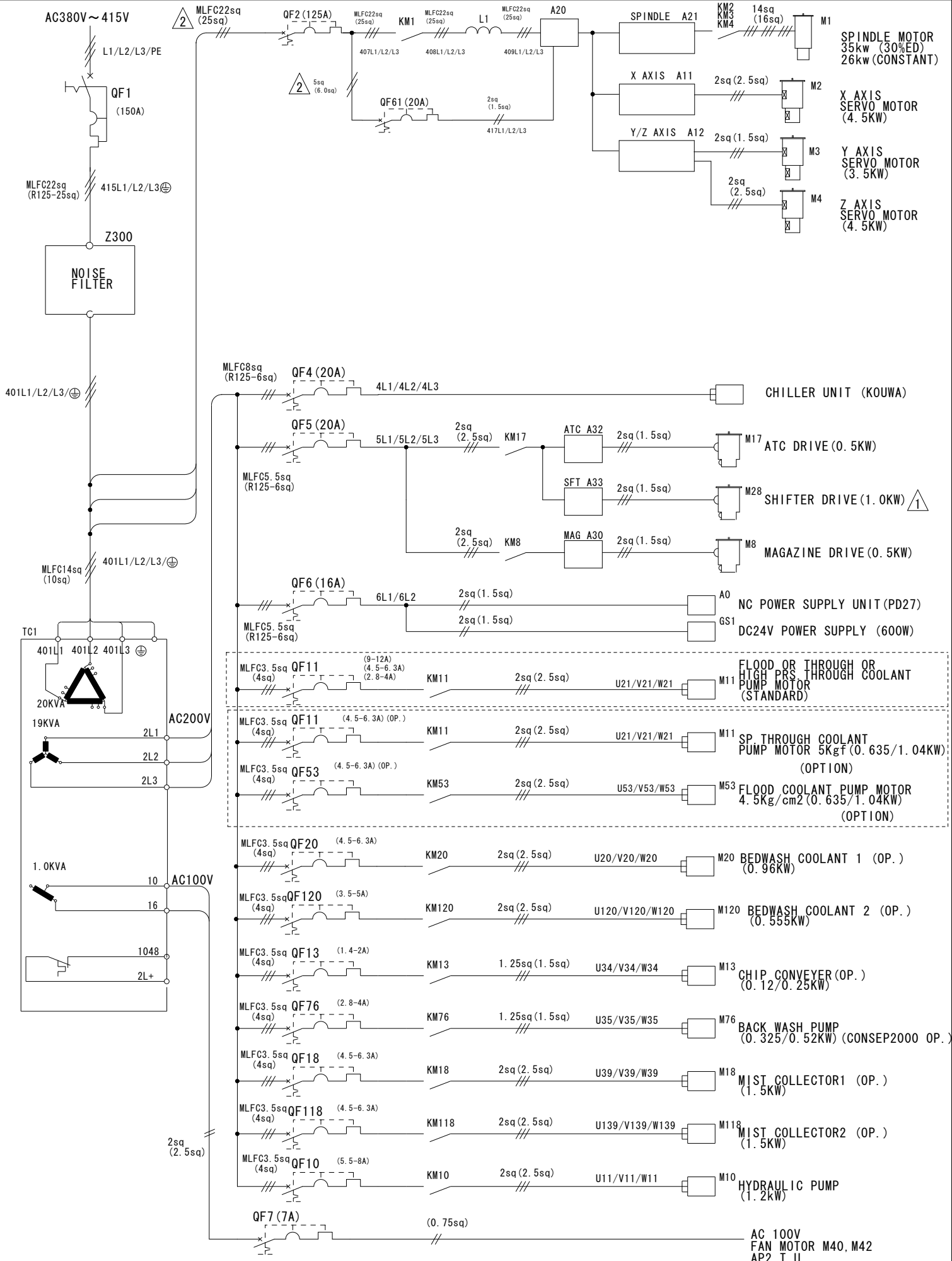



△	
△	
⊗	EH587HA035E00 - CABLE CHANGED 05/02/10 GH
⊗	EH587HA030E00 - MOTOR SPEC. CHANGED 12/10/09 GH
⊗	EH587HA026E00 - MOTOR SPEC. CHANGED 07/04/09 GH



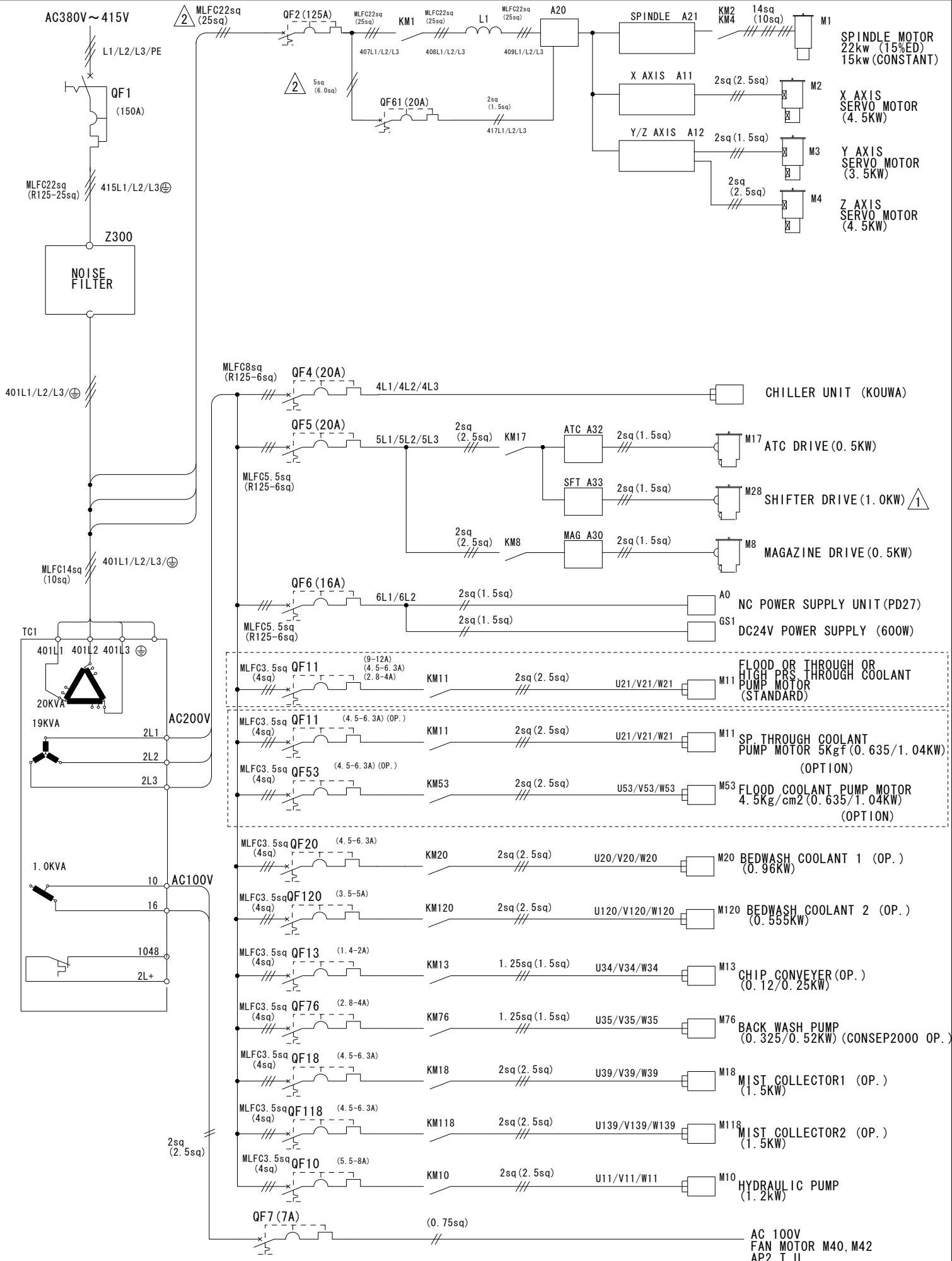
APR'D BY	CHK'D BY	DRWN BY	TITLE
12/12/2007	12/12/2007	12/12/2007	SYS DIAGRAM (YME) VTC820/30 (22KW)
R. HULL	H. ISHIHARA	H. ISHIHARA	DRWN NO. 587002400033

This product is subject to all the applicable Japanese Foreign Exchange and Foreign Trade Law.
 本品は『外国為替及び外国貿易法』に該当しますので外国に輸出する場合には同法に基づく許可を必要とします。



△				APR'D BY	CHK'D BY	DRWN BY	TITLE
△				12/12/2007	12/12/2007	12/12/2007	SYS DIAGRAM (YME)
△							VTC820/20 (35KW)
△	EH587HA035E00 - CABLE CHANGED 05/02/10 GH	 YAMAZAKI MAZAK CORPORATION		R. HULL	H. ISHIHARA	H. ISHIHARA	DRWN NO.
△	EH587HA030E00 - MOTOR SPEC. CHANGED 12/10/09 GH						587002400042

This product is subject to all the applicable Japanese Foreign Exchange and Foreign Trade Law.
 本品は『外国為替及び外国貿易法』に該当しますので外国に輸出する場合には同法に基づく許可を必要とします。



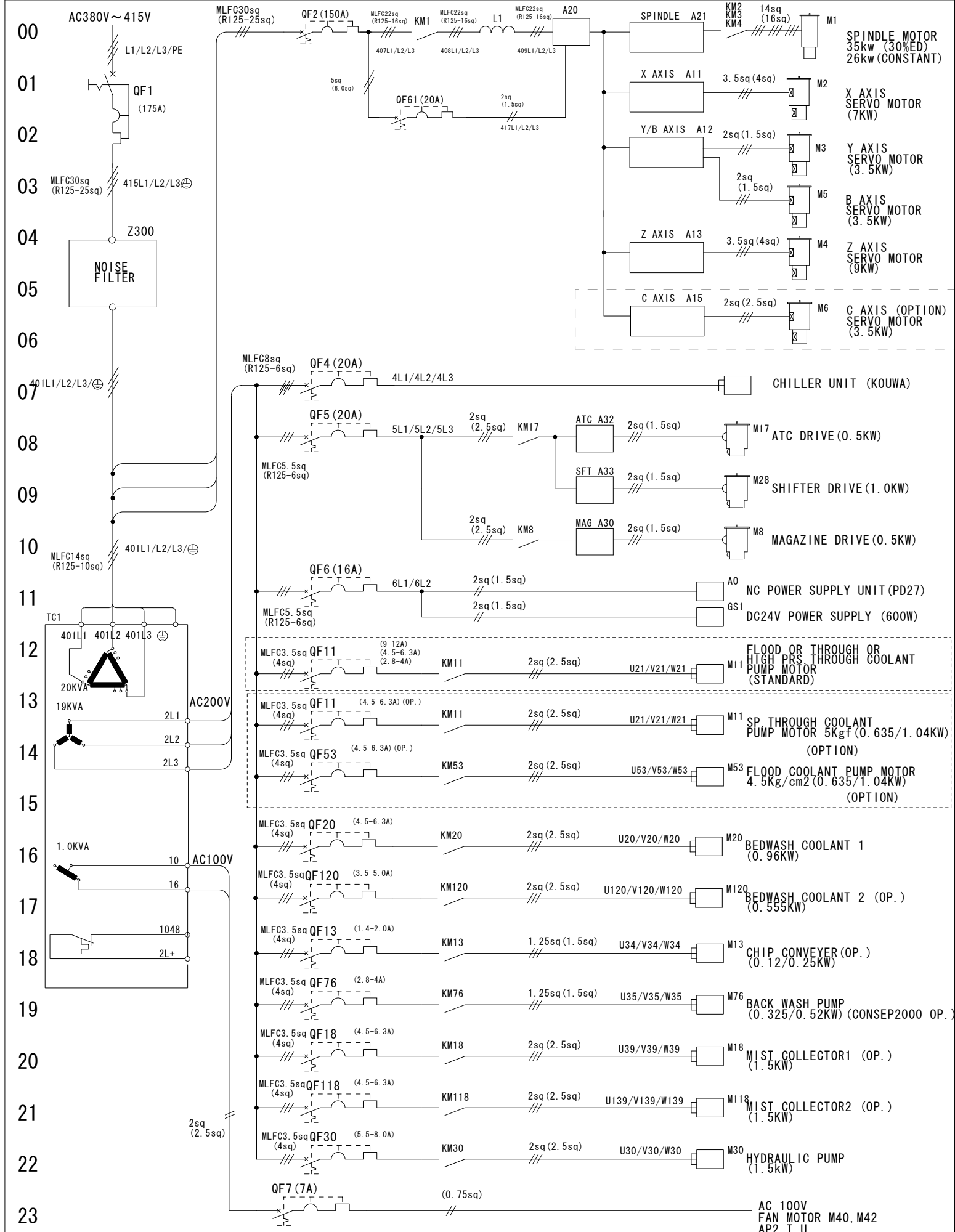
△	
△	
△	
△	EH587HA035E00 - CABLE CHANGED 05/02/10 GH
△	EH587HA030E00 - MOTOR SPEC. CHANGED 12/10/09 GH



APR'D BY	CHK'D BY	DRWN BY	TITLE
12/12/2007	12/12/2007	12/12/2007	SYS DIAGRAM (YME) VTC820/20 (22KW)
R. HULL	H. ISHIHARA	H. ISHIHARA	DRWN NO. 587002400052

APR'D BY	CHK'D BY	DRWN BY	TITLE
12/12/2007	12/12/2007	12/12/2007	SYS DIAGRAM (YME) VTC820/20 (22KW)
R. HULL	H. ISHIHARA	H. ISHIHARA	DRWN NO. 587002400052

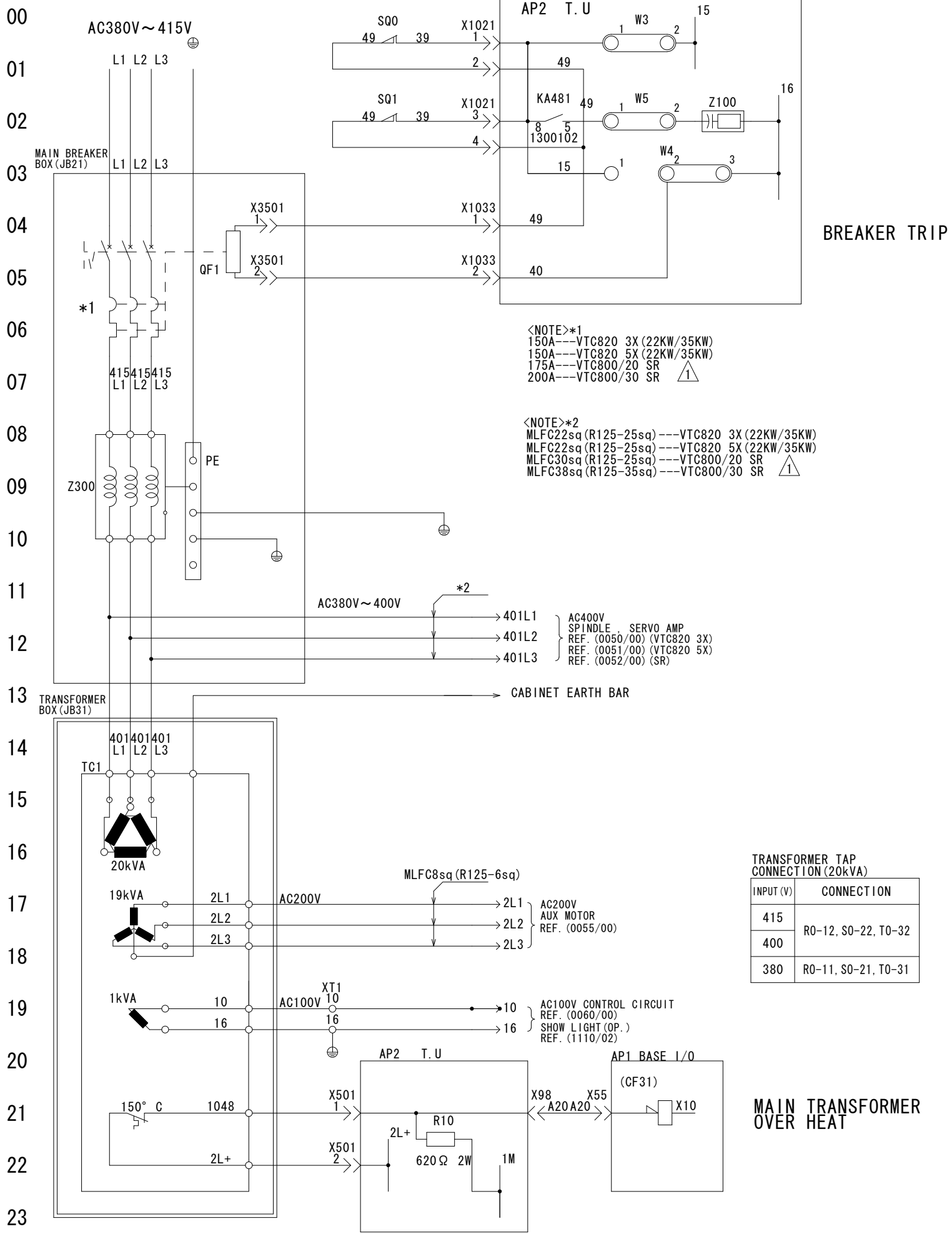
This product is subject to all the applicable Japanese Foreign Exchange and Foreign Trade Law.
 本品は『外国為替及び外国貿易法』に該当しますので外国に輸出する場合には同法に基づく許可を必要とします。



△				APR'D BY	CHK'D BY	DRWN BY	TITLE
△				04/02/2010	04/02/2010	04/02/2010	SYSTEM DIAGRAM
△				R. HULL	S. ITO	G. HOWELL	(YME) VTC800/20SR
△							DRWN NO. 587002400060



This product is subject to all the applicable Japanese Foreign Exchange and Foreign Trade Law. 本品は『外国為替及び外国貿易法』に該当しますので外国に輸出する場合には同法に基づく許可を必要とします。



<NOTE>*1
 150A---VTC820 3X (22KW/35KW)
 150A---VTC820 5X (22KW/35KW)
 175A---VTC800/20 SR
 200A---VTC800/30 SR \triangle 1

<NOTE>*2
 MLFC22sq (R125-25sq) ---VTC820 3X (22KW/35KW)
 MLFC22sq (R125-25sq) ---VTC820 5X (22KW/35KW)
 MLFC30sq (R125-25sq) ---VTC800/20 SR
 MLFC38sq (R125-35sq) ---VTC800/30 SR \triangle 1

AC400V
 SPINDLE, SERVO AMP
 REF. (0050/00) (VTC820 3X)
 REF. (0051/00) (VTC820 5X)
 REF. (0052/00) (SR)

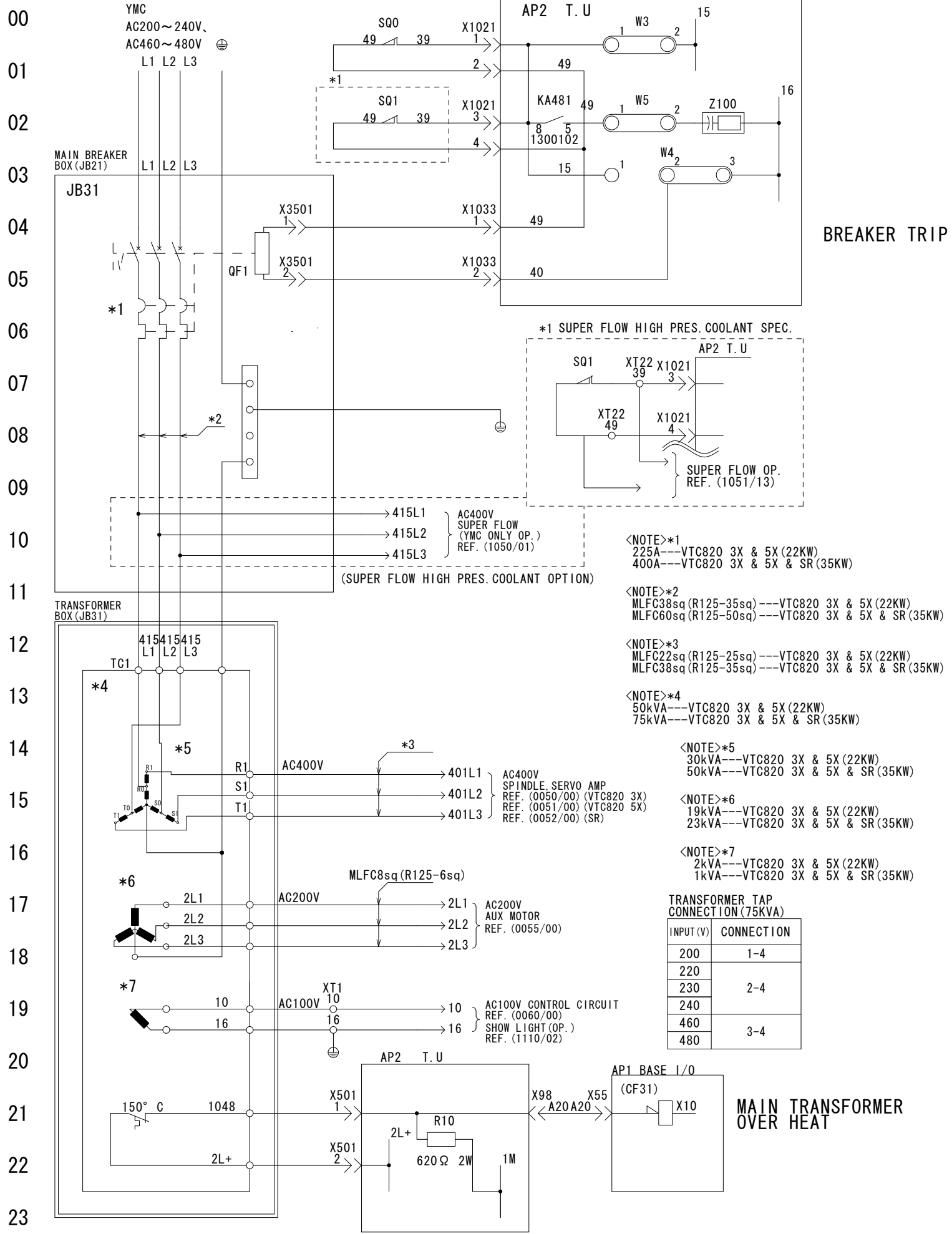
TRANSFORMER TAP CONNECTION (20kVA)

INPUT (V)	CONNECTION
415	R0-12, S0-22, T0-32
400	
380	R0-11, S0-21, T0-31

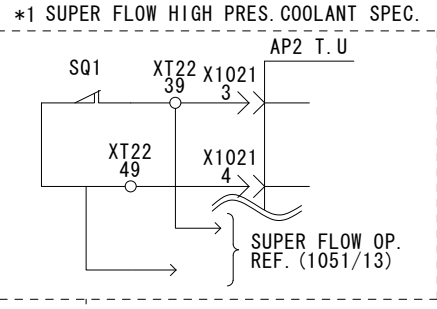
MAIN TRANSFORMER OVER HEAT

 YAMAZAKI MAZAK CORPORATION	APR'D BY	CHK'D BY	DRWN BY	TITLE
	12/12/2007	12/12/2007	12/12/2007	MAIN TRANSFORMER (YME)
	R. HULL	H. ISHIHARA	A. KAWASAKI	DRWN NO. 587002400101

This product is subject to all the applicable Japanese Foreign Exchange and Foreign Trade Law. 本品は『外国為替及び外国貿易法』に該当しますので外国に輸出する場合には同法に基づく許可を必要とします。



BREAKER TRIP



- <NOTE>*1**
 225A---VTC820 3X & 5X (22KW)
 400A---VTC820 3X & 5X & SR (35KW)
- <NOTE>*2**
 MLFC38sq (R125-35sq) ---VTC820 3X & 5X (22KW)
 MLFC60sq (R125-50sq) ---VTC820 3X & 5X & SR (35KW)
- <NOTE>*3**
 MLFC22sq (R125-25sq) ---VTC820 3X & 5X (22KW)
 MLFC38sq (R125-35sq) ---VTC820 3X & 5X & SR (35KW)
- <NOTE>*4**
 50kVA---VTC820 3X & 5X (22KW)
 75kVA---VTC820 3X & 5X & SR (35KW)
- <NOTE>*5**
 30kVA---VTC820 3X & 5X (22KW)
 50kVA---VTC820 3X & 5X & SR (35KW)
- <NOTE>*6**
 19kVA---VTC820 3X & 5X (22KW)
 23kVA---VTC820 3X & 5X & SR (35KW)
- <NOTE>*7**
 2kVA---VTC820 3X & 5X (22KW)
 1kVA---VTC820 3X & 5X & SR (35KW)

TRANSFORMER TAP CONNECTION (75KVA)

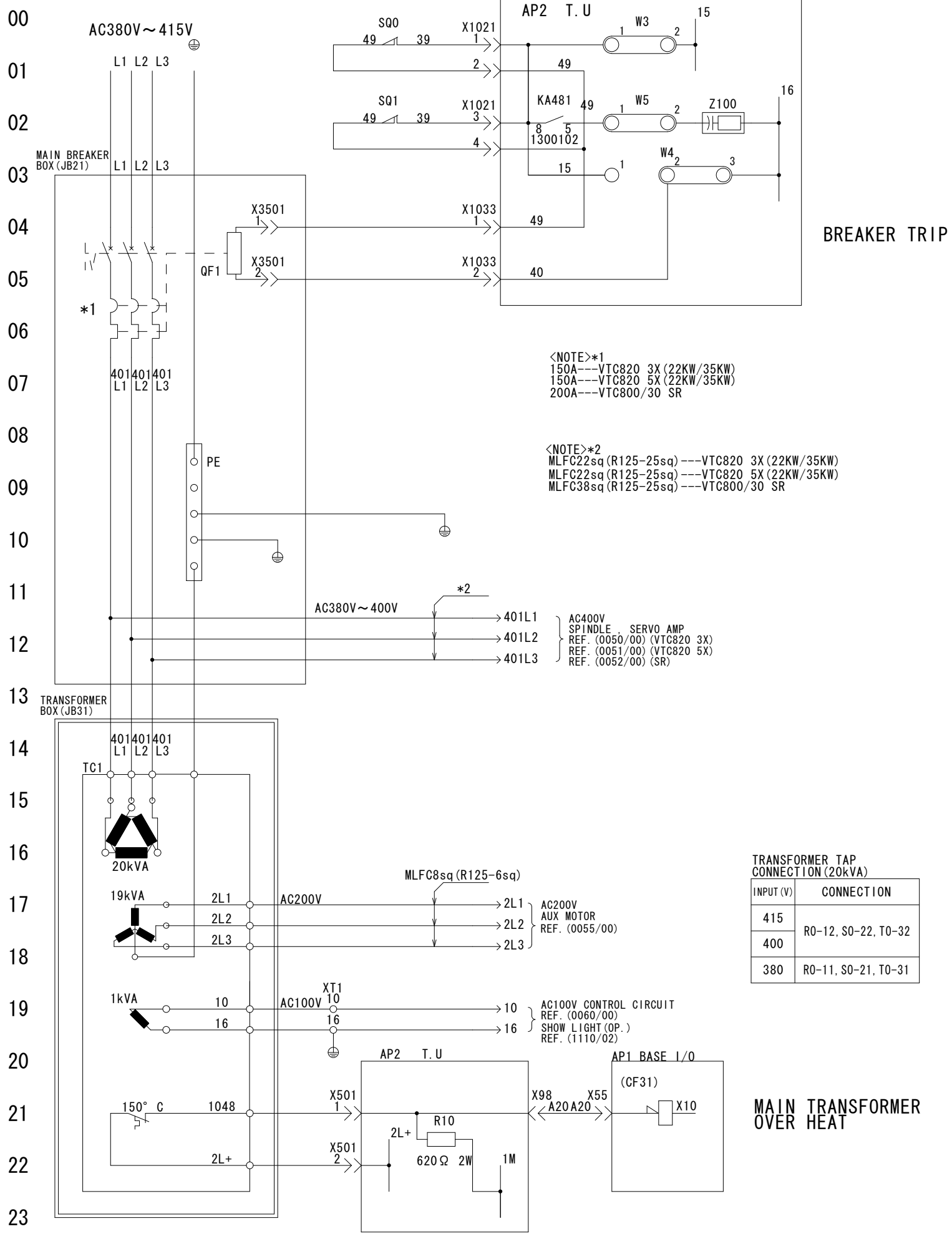
INPUT (V)	CONNECTION
200	1-4
220	
230	2-4
240	
460	3-4
480	

MAIN TRANSFORMER OVER HEAT



APR'D BY	CHK'D BY	DRWN BY	TITLE
12/12/2007	12/12/2007	12/12/2007	MAIN TRANSFORMER (YMC)
R. HULL	H. ISHIHARA	A. KAWASAKI	DRWN NO. 587002400200

This product is subject to all the applicable Japanese Foreign Exchange and Foreign Trade Law. 本品は『外国為替及び外国貿易法』に該当しますので外国に輸出する場合には同法に基づく許可を必要とします。



BREAKER TRIP

<NOTE>*1
 150A---VTC820 3X (22KW/35KW)
 150A---VTC820 5X (22KW/35KW)
 200A---VTC800/30 SR


<NOTE>*2
 MLFC22sq (R125-25sq) ---VTC820 3X (22KW/35KW)
 MLFC22sq (R125-25sq) ---VTC820 5X (22KW/35KW)
 MLFC38sq (R125-25sq) ---VTC800/30 SR

AC400V
 SPINDLE, SERVO AMP
 REF. (0050/00) (VTC820 3X)
 REF. (0051/00) (VTC820 5X)
 REF. (0052/00) (SR)

TRANSFORMER TAP CONNECTION (20kVA)

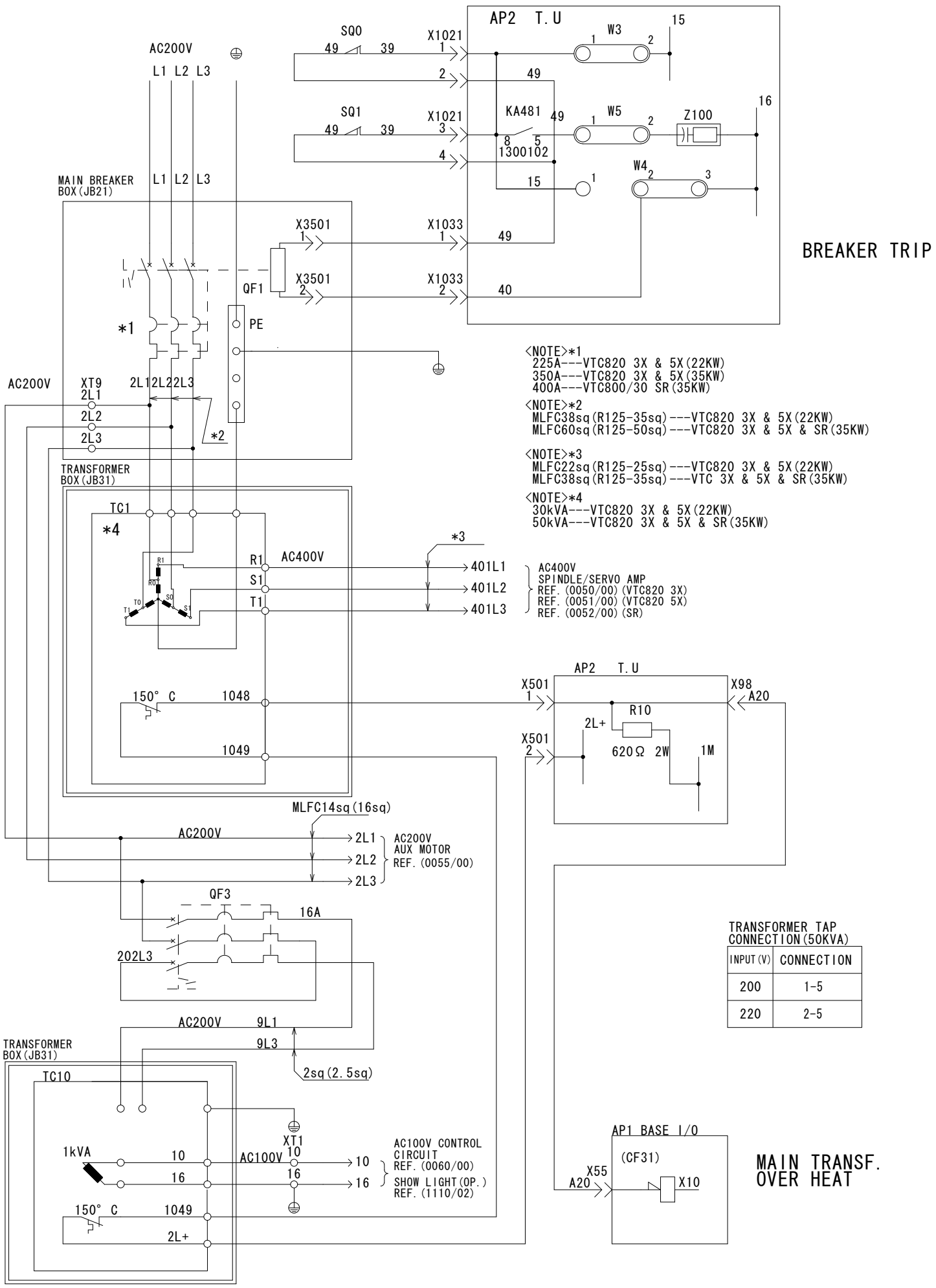
INPUT (V)	CONNECTION
415	R0-12, S0-22, T0-32
400	
380	R0-11, S0-21, T0-31

MAIN TRANSFORMER OVER HEAT

△			APR'D BY	CHK'D BY	DRWN BY	TITLE
△			12/12/2007	12/12/2007	12/12/2007	MAIN TRANSFORMER (OTH)
△			R. HULL	H. ISHIHARA	A. KAWASAKI	DRWN NO. 587002400300
△			 YAMAZAKI MAZAK CORPORATION			

This product is subject to all the applicable Japanese Foreign Exchange and Foreign Trade Law.
 本品は『外国為替及び外国貿易法』に該当しますので外国に輸出する場合には同法に基づく許可を必要とします。

00
01
02
03
04
05
06
07
08
09
10
11
12
13
14
15
16
17
18
19
20
21
22
23



- <NOTE>*1
225A---VTC820 3X & 5X (22KW)
350A---VTC820 3X & 5X (35KW)
400A---VTC800/30 SR (35KW)
- <NOTE>*2
MLFC38sq (R125-35sq) ---VTC820 3X & 5X (22KW)
MLFC60sq (R125-50sq) ---VTC820 3X & 5X & SR (35KW)
- <NOTE>*3
MLFC22sq (R125-25sq) ---VTC820 3X & 5X (22KW)
MLFC38sq (R125-35sq) ---VTC 3X & 5X & SR (35KW)
- <NOTE>*4
30kVA---VTC820 3X & 5X (22KW)
50kVA---VTC820 3X & 5X & SR (35KW)

- *3
- AC400V SPINDLE/SERVO AMP
 - REF. (0050/00) (VTC820 3X)
 - REF. (0051/00) (VTC820 5X)
 - REF. (0052/00) (SR)

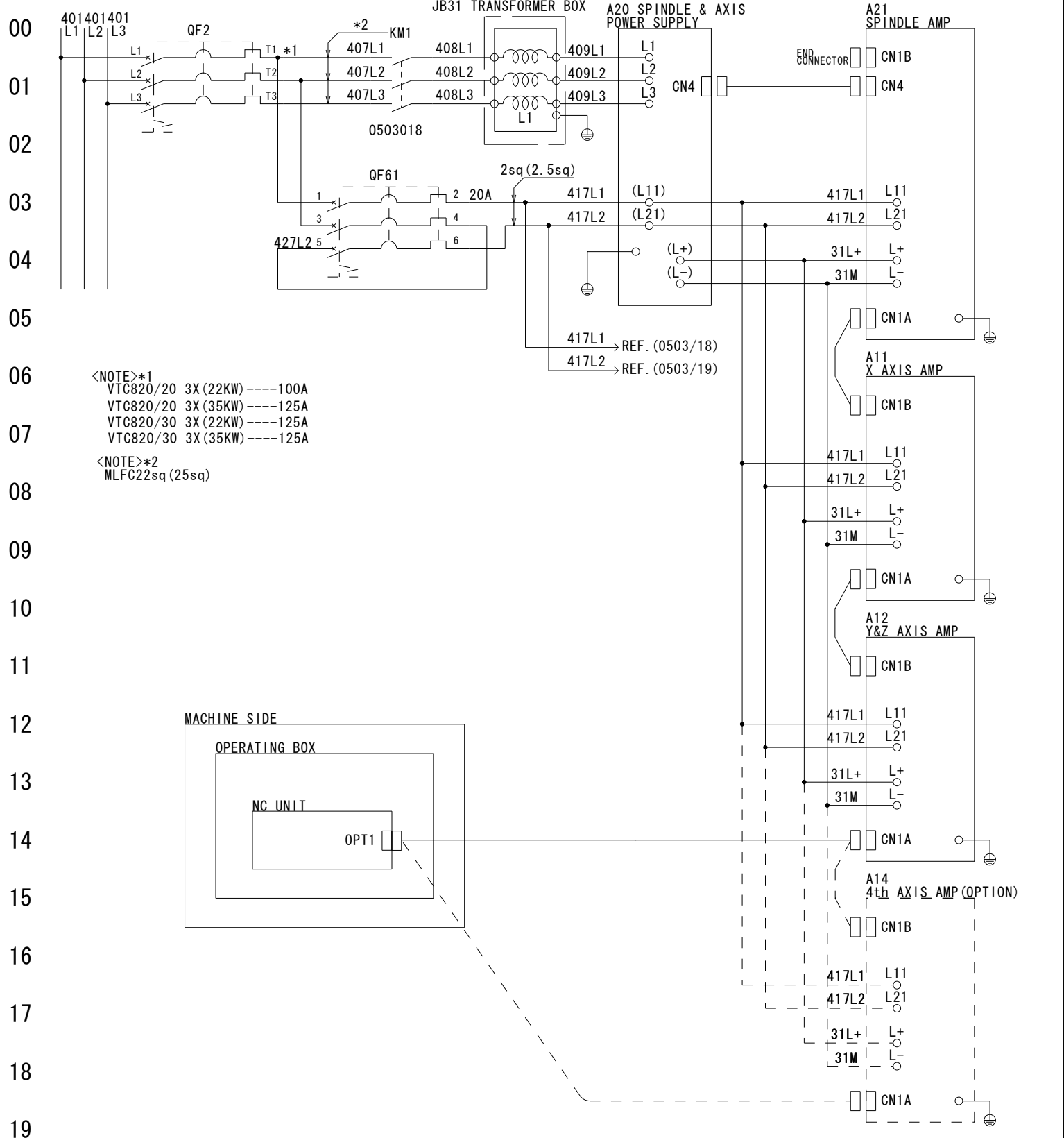
- AC200V AUX MOTOR REF. (0055/00)
- 2L1
 - 2L2
 - 2L3

- AC100V CONTROL CIRCUIT REF. (0060/00)
- 10
 - 16
- SHOW LIGHT (OP.) REF. (1110/02)



APR'D BY	CHK'D BY	DRWN BY	TITLE
R. HULL	H. ISHIHARA	A. KAWASAKI	MAIN TRANSFORMER (JPN)
			DRWN NO. 587002400400


This product is subject to all the applicable Japanese Foreign Exchange and Foreign Trade Law. 本品は『外国為替及び外国貿易法』に該当しますので外国に輸出する場合には同法に基づく許可を必要とします。



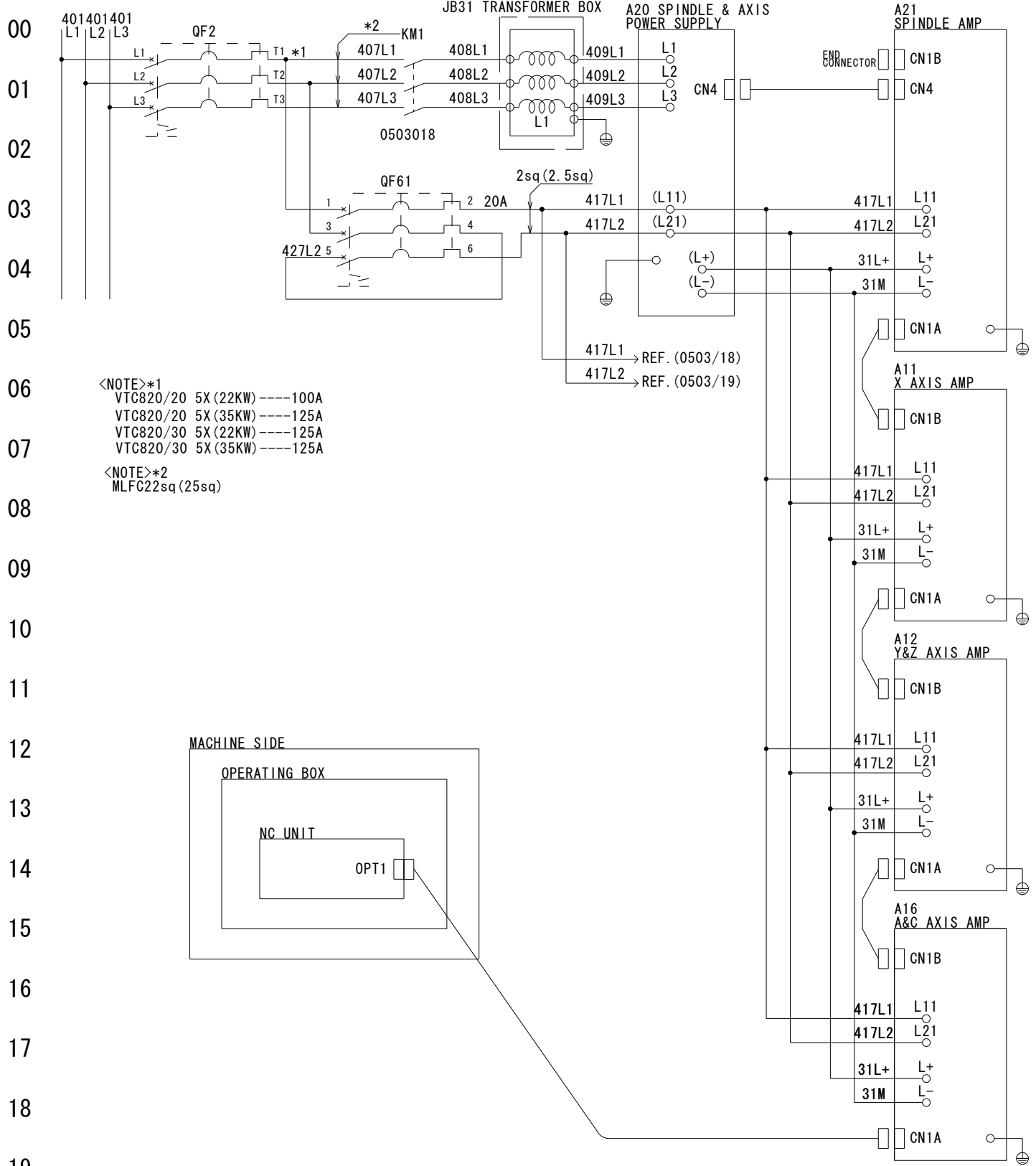
<NOTE>*1
 VTC820/20 3X (22KW) ----100A
 VTC820/20 3X (35KW) ----125A
 VTC820/30 3X (22KW) ----125A
 VTC820/30 3X (35KW) ----125A

<NOTE>*2
 MLFG22sq (25sq)

00
01
02
03
04
05
06
07
08
09
10
11
12
13
14
15
16
17
18
19
20
21
22
23

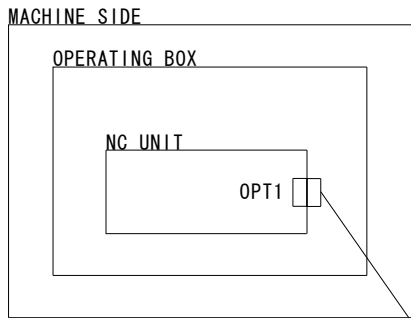
△		 YAMAZAKI MAZAK CORPORATION	APR'D BY	CHK'D BY	DRWN BY	TITLE
△			12/12/2007	12/12/2007	12/12/2007	LINE POWER SUPPLY AND AMPS (3X)
△			R. HULL	H. ISHIHARA	A. KAWASAKI	DRWN NO. 587002400500
△						

This product is subject to all the applicable Japanese Foreign Exchange and Foreign Trade Law.
 本品は『外国為替及び外国貿易法』に該当しますので外国に輸出する場合には同法に基づく許可を必要とします。



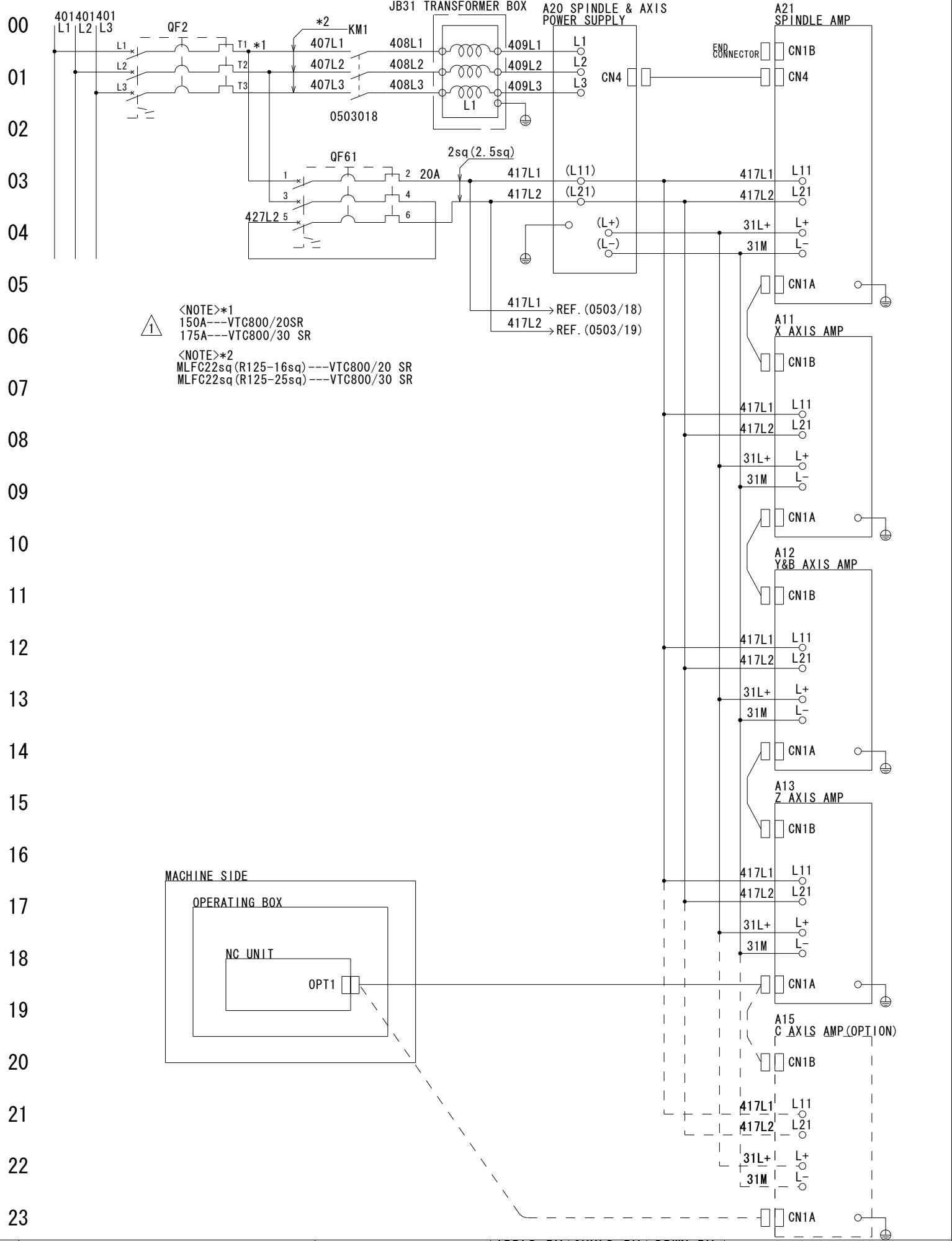
<NOTE>*1
 VTC820/20 5X (22KW) -----100A
 VTC820/20 5X (35KW) -----125A
 VTC820/30 5X (22KW) -----125A
 VTC820/30 5X (35KW) -----125A

<NOTE>*2
 MLFC22sq (25sq)



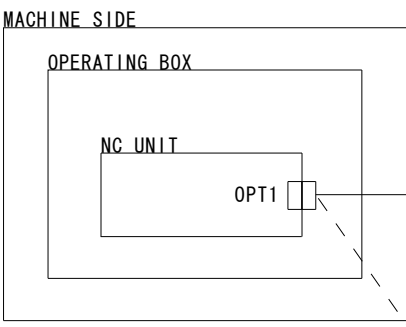
△		 YAMAZAKI MAZAK CORPORATION	APR'D BY	CHK'D BY	DRWN BY	TITLE
△			12/12/2007	12/12/2007	12/12/2007	LINE POWER SUPPLY AND AMPS (5X)
△			R. HULL	H. ISHIHARA	A. KAWASAKI	DRWN NO. 587002400510
△						
△						

This product is subject to all the applicable Japanese Foreign Exchange and Foreign Trade Law.
 本品は『外国為替及び外国貿易法』に該当しますので外国に輸出する場合には同法に基づく許可を必要とします。



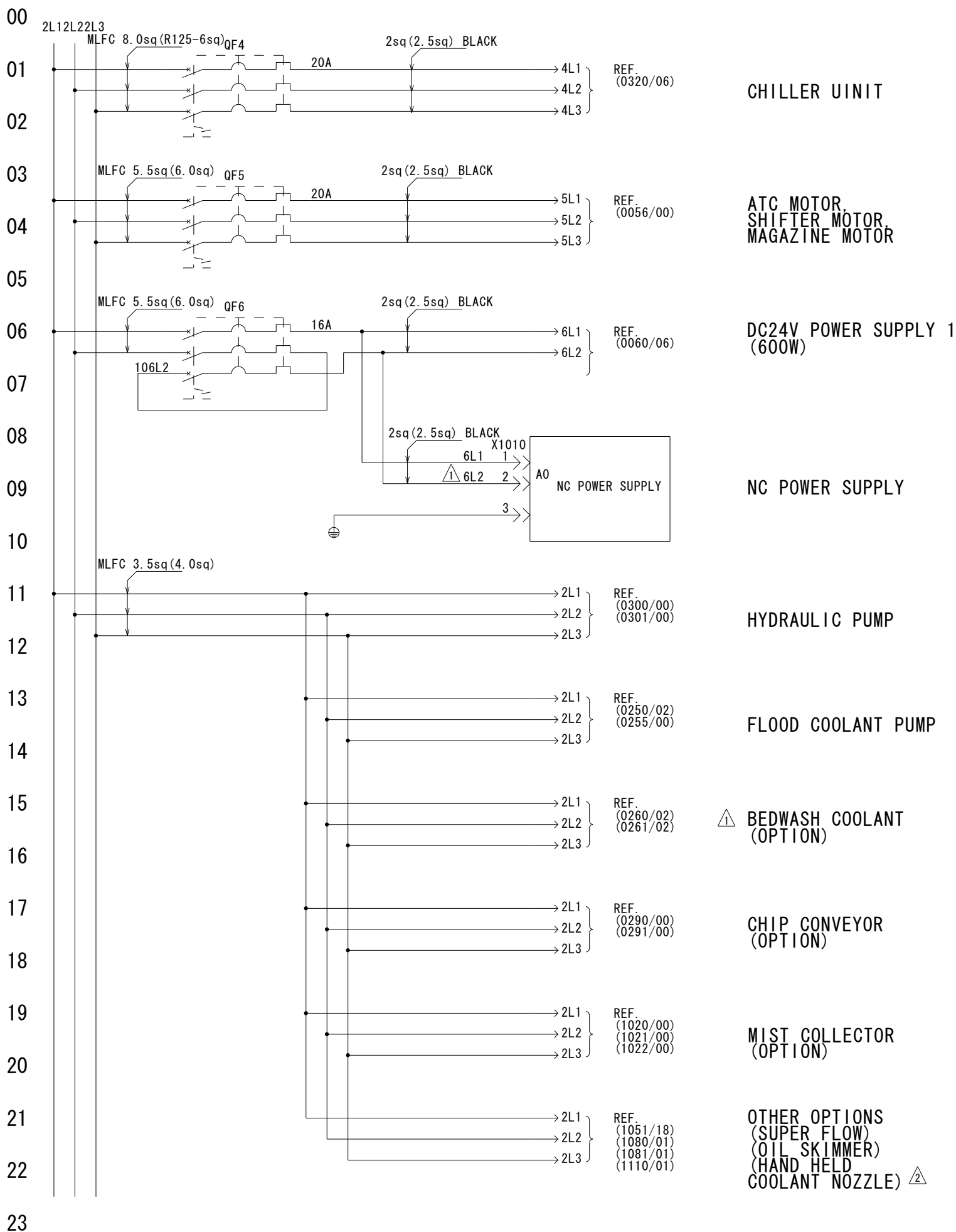
<NOTE>*1
 150A---VTC800/20SR
 175A---VTC800/30 SR


 <NOTE>*2
 MLFC22sq (R125-16sq)---VTC800/20 SR
 MLFC22sq (R125-25sq)---VTC800/30 SR



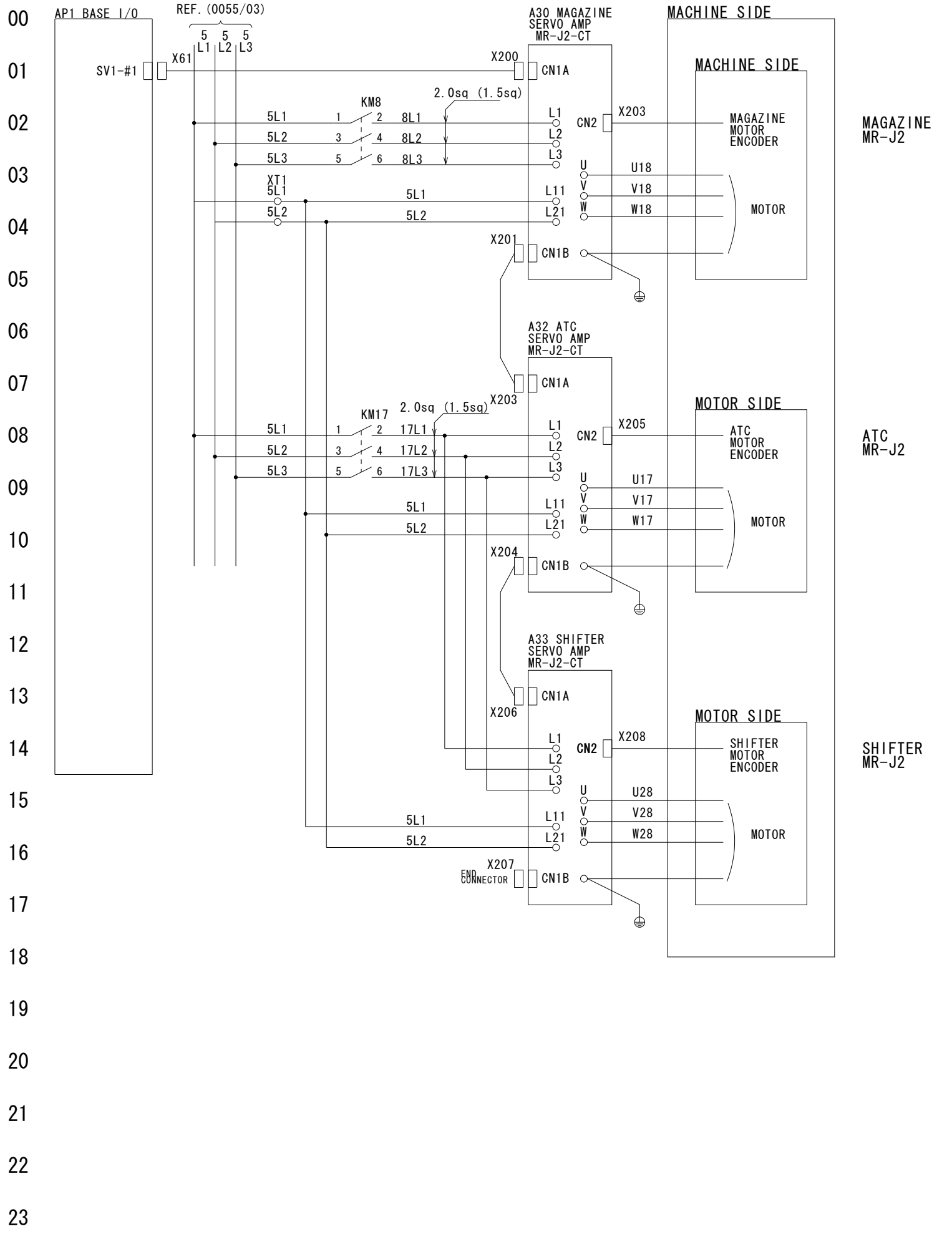
△		 YAMAZAKI MAZAK CORPORATION	APR'D BY	CHK'D BY	DRWN BY	TITLE
△			12/12/2007	12/12/2007	12/12/2007	LINE POWER SUPPLY AND AMPS (SR)
△			R. HULL	H. ISHIHARA	A. KAWASAKI	DRWN NO. 587002400521
△			EH587HA035E00 - DETAILS ADDED 04/02/10 GH			


This product is subject to all the applicable Japanese Foreign Exchange and Foreign Trade Law.
 本品は『外国為替及び外国貿易法』に該当しますので外国に輸出する場合には同法に基づく許可を必要とします。



△		 YAMAZAKI MAZAK CORPORATION	APR'D BY	CHK'D BY	DRWN BY	TITLE
△			12/12/2007	12/12/2007	12/12/2007	LINE POWER SUPPLY AC 200V LINE
△			R. HULL	H. ISHIHARA	A. KAWASAKI	DRWN NO.
△	EH587HA030E00 - TEXT CHANGED 07/10/09 GH EH587HA017E00 - CABLE NO. CORRECTION + TEXT					587002400552

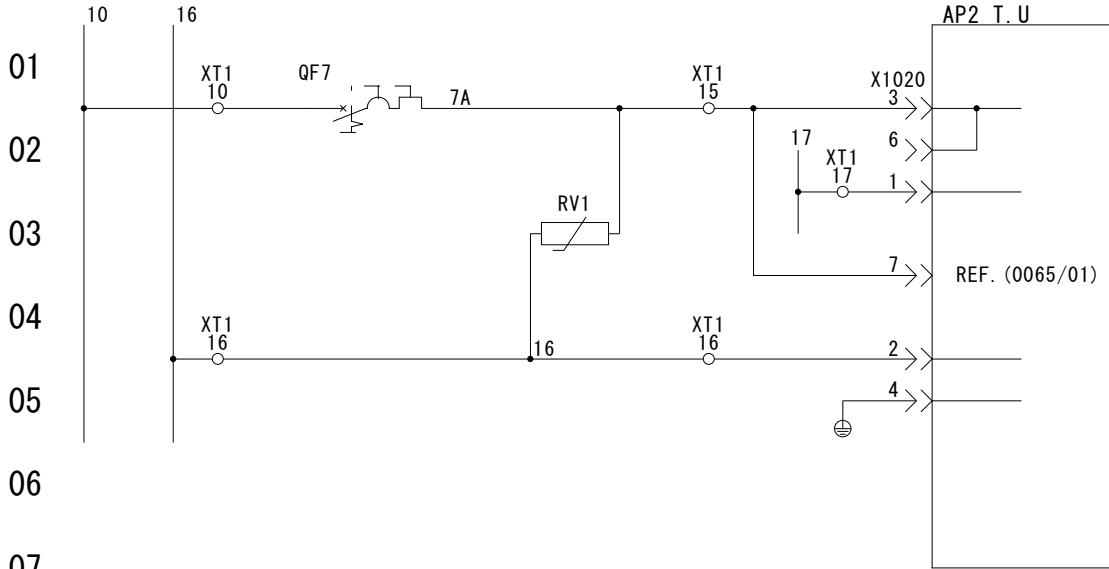
This product is subject to all the applicable Japanese Foreign Exchange and Foreign Trade Law.
 本品は『外国為替及び外国貿易法』に該当しますので外国に輸出する場合には同法に基づく許可を必要とします。



△		 YAMAZAKI MAZAK CORPORATION	APR'D BY	CHK'D BY	DRWN BY	TITLE
△			12/12/2007	12/12/2007	12/12/2007	LINE POWER SUPPLY
△			R. HULL	H. ISHIHARA	A. KAWASAKI	MR-J2
△						DRWN NO.
△						587002400560

This product is subject to all the applicable Japanese Foreign Exchange and Foreign Trade Law. 本品は『外国為替及び外国貿易法』に該当しますので外国に輸出する場合には同法に基づく許可を必要とします。

00 REF. (0010/18)




AC100V POWER

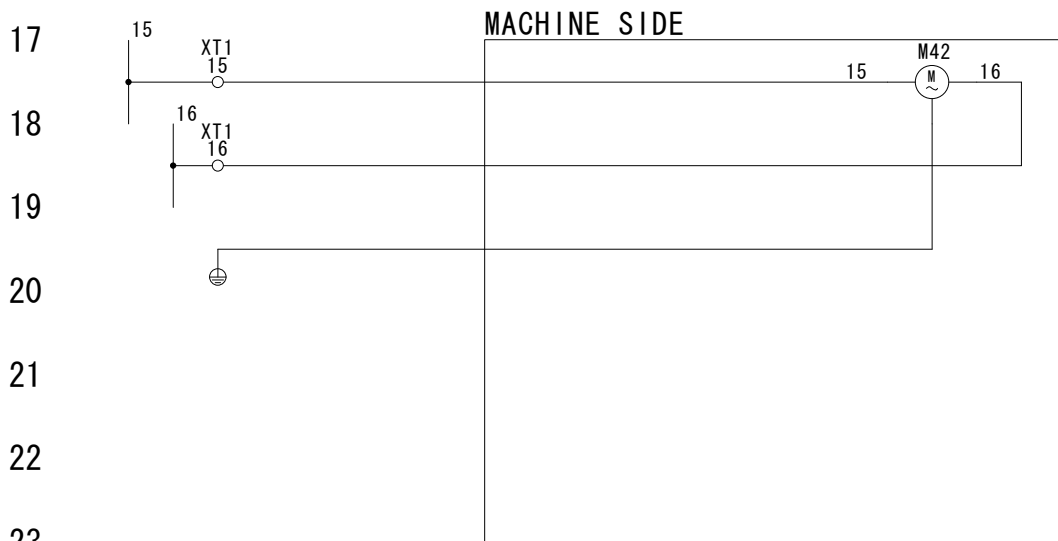
AC100V
7A



THERMAL TRIP
ALARM



CONTROL PANEL FAN
(CABINET LEFT DOOR)
TYPE:UT650DG-T-P-WF21
(TOYO DENKI)
AC100V 50Hz 38W
AC100V 60Hz 35W

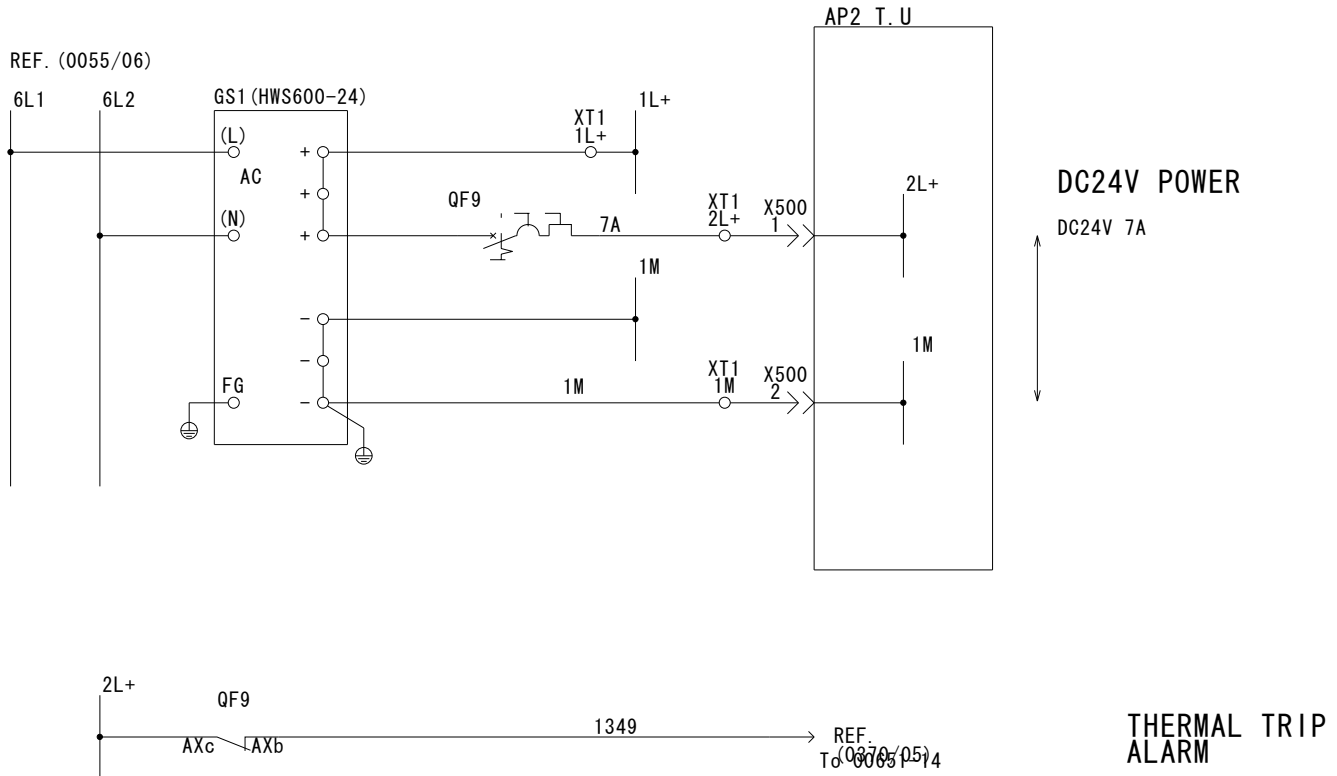



CONTROL CABINET
INTAKE AIR FAN
TYPE:UT650DG-T-P-WF21
(TOYO DENKI)
AC100V 50Hz 38W
AC100V 60Hz 35W

△		 YAMAZAKI MAZAK CORPORATION	APR'D BY	CHK'D BY	DRWN BY	TITLE
△			12/12/2007	12/12/2007	12/12/2007	LINE POWER SUPPLY AC 100V LINE
△			R. HULL	H. ISHIHARA	A. KAWASAKI	DRWN NO. 587002400600
△						

This product is subject to all the applicable Japanese Foreign Exchange and Foreign Trade Law.
 本品は『外国為替及び外国貿易法』に該当しますので外国に輸出する場合には同法に基づく許可を必要とします。

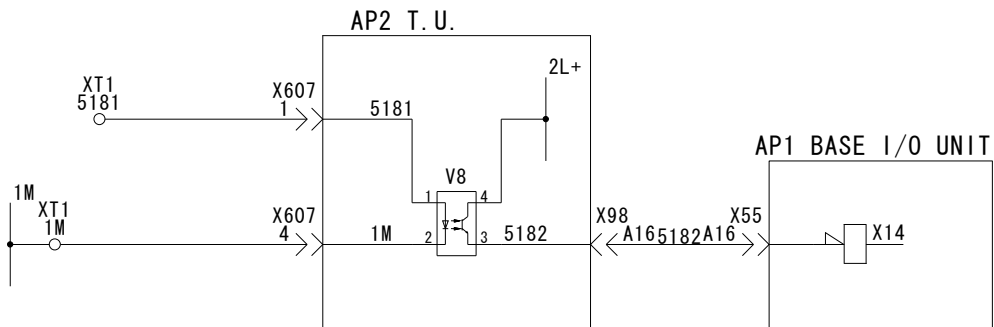
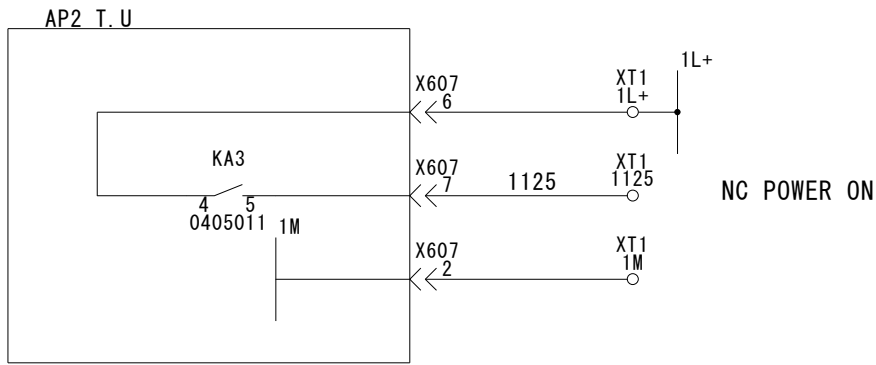
00
01
02
03
04
05
06
07
08
09
10
11
12
13
14
15
16
17
18
19
20
21
22
23




△		 YAMAZAKI MAZAK CORPORATION	APR'D BY	CHK'D BY	DRWN BY	TITLE
△			12/12/2007	12/12/2007	12/12/2007	LINE POWER SUPPLY DC 24V LINE
△			R. HULL	H. ISHIHARA	A. KAWASAKI	DRWN NO. 587002400610
△						

This product is subject to all the applicable Japanese Foreign Exchange and Foreign Trade Law.
 本品は『外国為替及び外国貿易法』に該当しますので外国に輸出する場合には同法に基づく許可を必要とします。

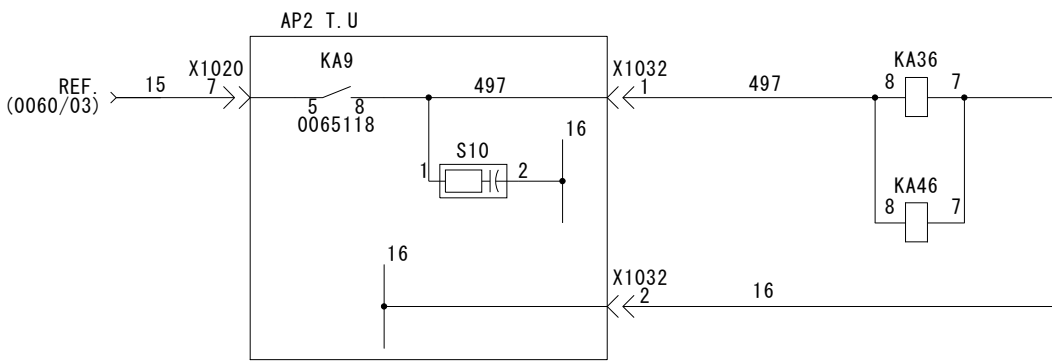
00
01
02
03
04
05
06
07
08
09
10
11
12
13
14
15
16
17
18
19
20
21
22
23



△		 YAMAZAKI MAZAK CORPORATION	APR'D BY	CHK'D BY	DRWN BY	TITLE
△			12/12/2007	12/12/2007	12/12/2007	SPARE INPUT AND NC PWR ON OUTPUT
△			R. HULL	H. ISHIHARA	A. KAWASAKI	DRWN NO.
△						587002400620

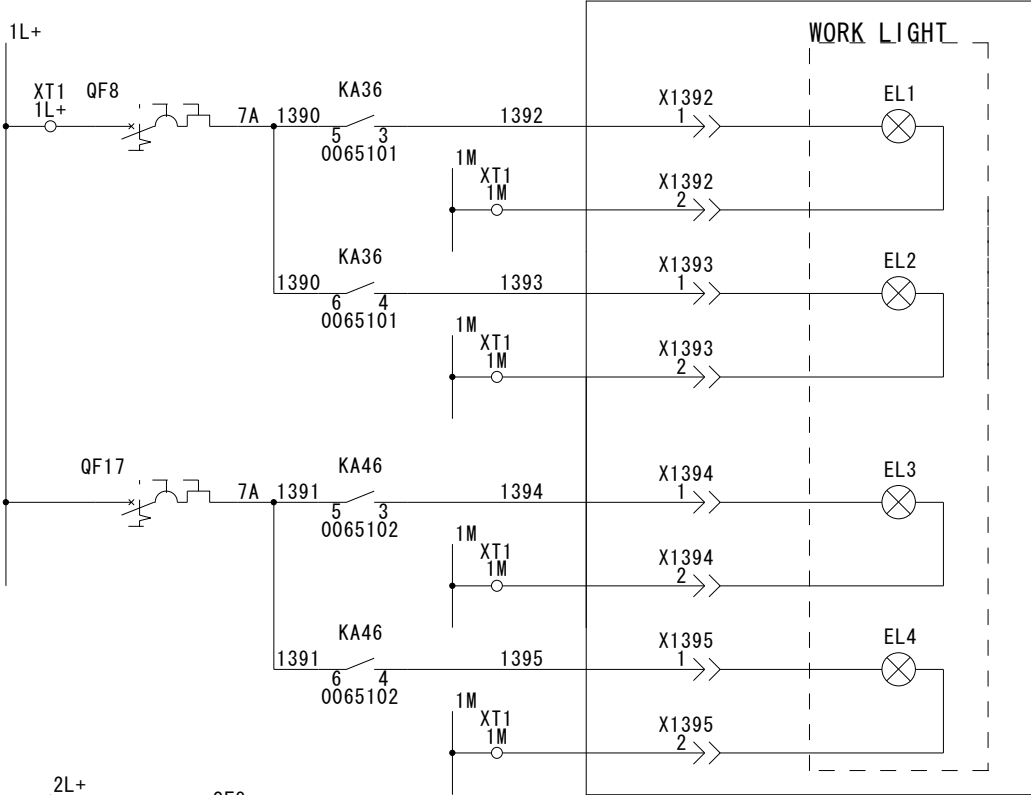
This product is subject to all the applicable Japanese Foreign Exchange and Foreign Trade Law.
 本品は『外国為替及び外国貿易法』に該当しますので外国に輸出する場合には同法に基づく許可を必要とします。

00
01
02
03
04
05
06
07
08
09
10
11
12
13
14
15
16
17
18
19
20
21
22
23



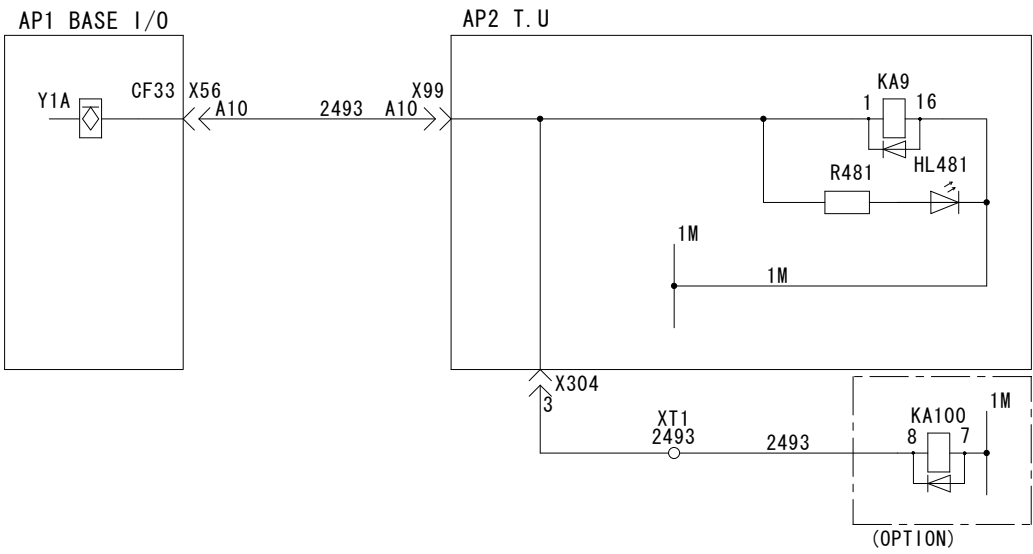

WORK LIGHT 1, 2 ON
a | 0065106 0065108
b |
WORK LIGHT 3, 4 ON
a | 0065110 0065111 (OP.)
b |

MACHINE SIDE




WORK LIGHT 1 (LEFT ROOF) (1)
DC24V 50/60 HZ (36W)
WORK LIGHT 2 (RIGHT ROOF) (1)
DC24V 50/60 HZ (36W)
WORK LIGHT 3 (LEFT SIDE) (OP.) (1)
DC24V 50/60 HZ (36W)
WORK LIGHT 4 (RIGHT SIDE) (OP.) (1)
DC24V 50/60 HZ (36W)

THERMAL TRIP ALARM



WORK LIGHT ON
a | 0065101
b |
SHOW LIGHT ON (OPTION)
a | 1110102
b |

△		 YAMAZAKI MAZAK CORPORATION	APR'D BY	CHK'D BY	DRWN BY	TITLE
△			12/12/2007	12/12/2007	12/12/2007	WORK LIGHT
△			R. HULL	H. ISHIHARA	A. KAWASAKI	
△						DRWN NO.

This product is subject to all the applicable Japanese Foreign Exchange and Foreign Trade Law.
 本品は『外国為替及び外国貿易法』に該当しますので外国に輸出する場合には同法に基づく許可を必要とします。

00
01
02
03
04
05
06
07
08
09
10
11
12
13
14
15
16
17
18
19
20
21
22
23

AP1 BASE I/O

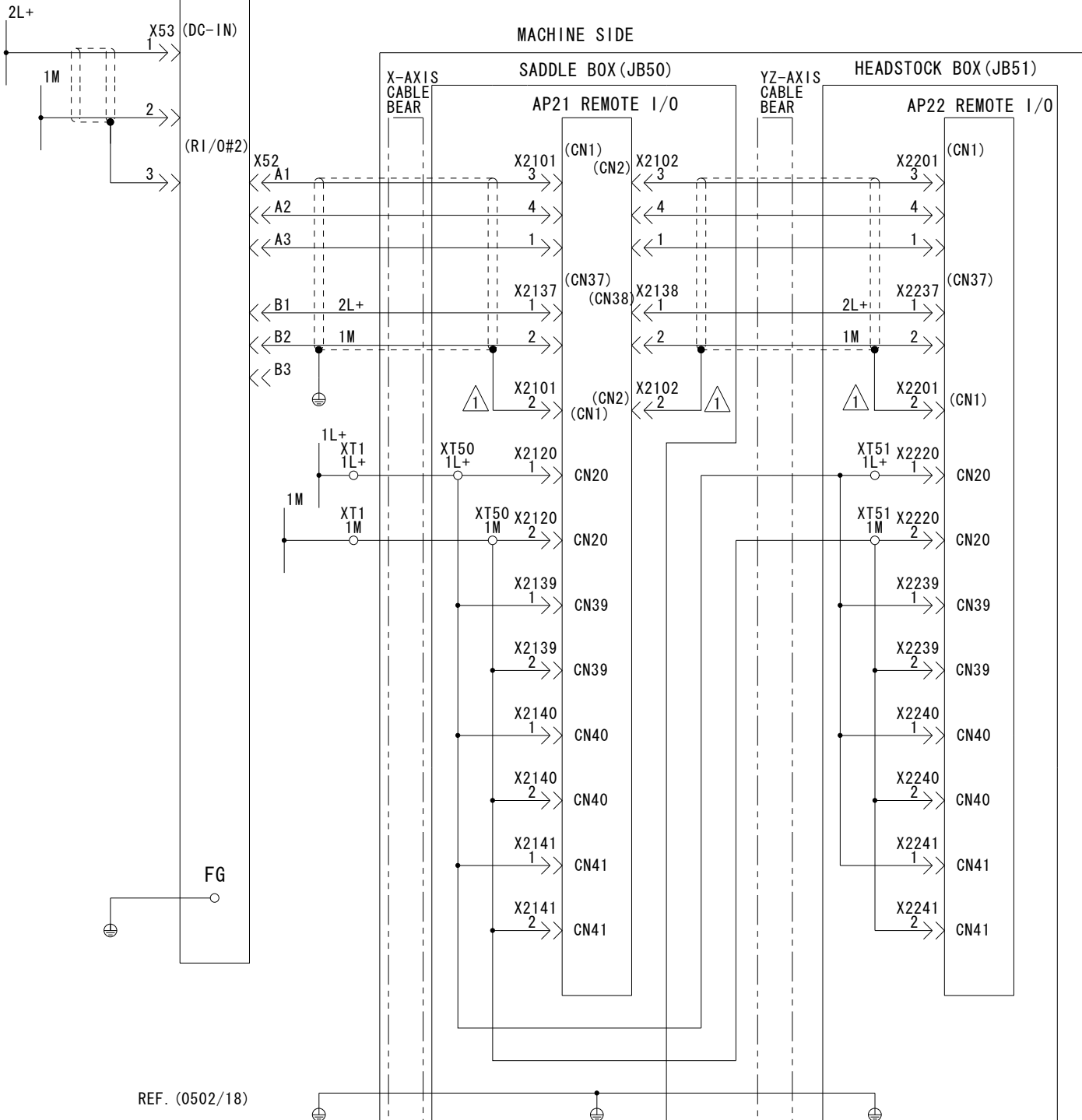
MACHINE SIDE

SADDLE BOX (JB50)


HEADSTOCK BOX (JB51)

AP21 REMOTE I/O

AP22 REMOTE I/O



REF. (0502/18)

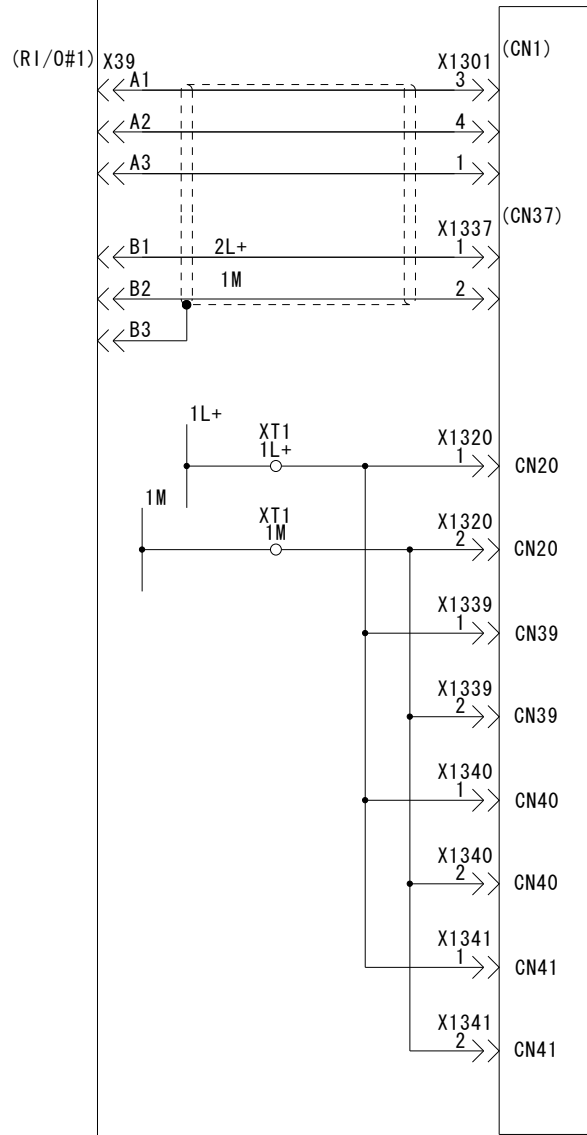
△		APR'D BY	CHK'D BY	DRWN BY	TITLE
△		12/12/2007	12/12/2007	12/12/2007	REMOTE I/O UNIT 1
△		R. HULL	H. ISHIHARA	A. KAWASAKI	DRWN NO. 587002400701
△	EH587HA026E00 - CBL SCREEN MODIFIED - 07/04/09 GH	 YAMAZAKI MAZAK CORPORATION			


This product is subject to all the applicable Japanese Foreign Exchange and Foreign Trade Law.
 本品は『外国為替及び外国貿易法』に該当しますので外国に輸出する場合には同法に基づく許可を必要とします。

00
01
02
03
04
05
06
07
08
09
10
11
12
13
14
15
16
17
18
19
20
21
22
23

AP1 BASE I/O

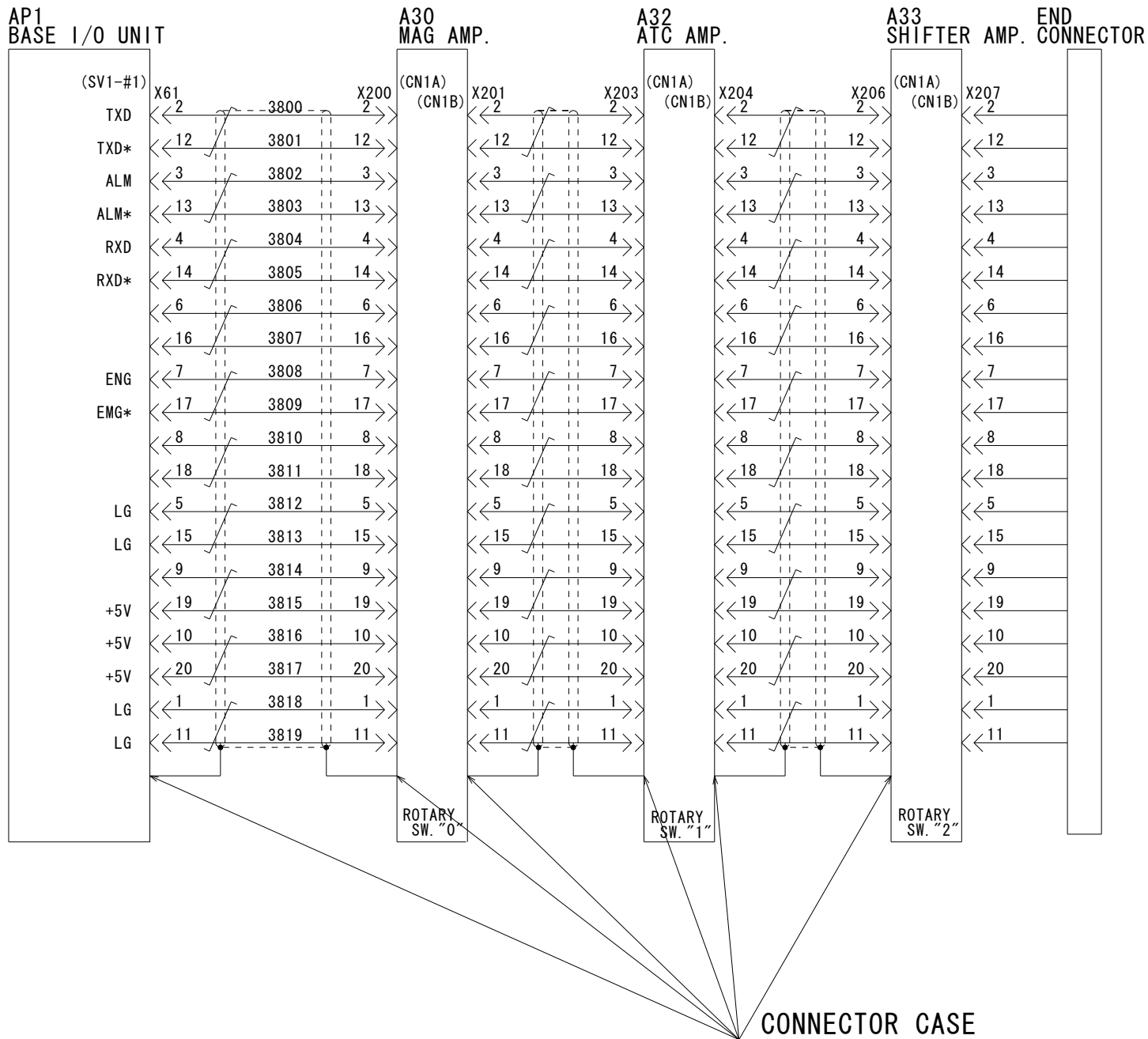
AP13 REMOTE I/O (OP.)




△		 YAMAZAKI MAZAK CORPORATION	APR'D BY	CHK'D BY	DRWN BY	TITLE
△			12/12/2007	12/12/2007	12/12/2007	REMOTE I/O UNIT (AP13 OPTION)
△			R. HULL	H. ISHIHARA	A. KAWASAKI	DRWN NO.
△						587002400710

This product is subject to all the applicable Japanese Foreign Exchange and Foreign Trade Law.
 本品は『外国為替及び外国貿易法』に該当しますので外国に輸出する場合には同法に基づく許可を必要とします。

00
01
02
03
04
05
06
07
08
09
10
11
12
13
14
15
16
17
18
19
20
21
22
23



△			APR'D BY	CHK'D BY	DRWN BY	TITLE
△			12/12/2007	12/12/2007	12/12/2007	MR-J2 BUS LINE (MAG.-ATC-SHIFTER)
△			R. HULL	H. ISHIHARA	A. KAWASAKI	DRWN NO. 587002400800
△			 YAMAZAKI MAZAK CORPORATION			

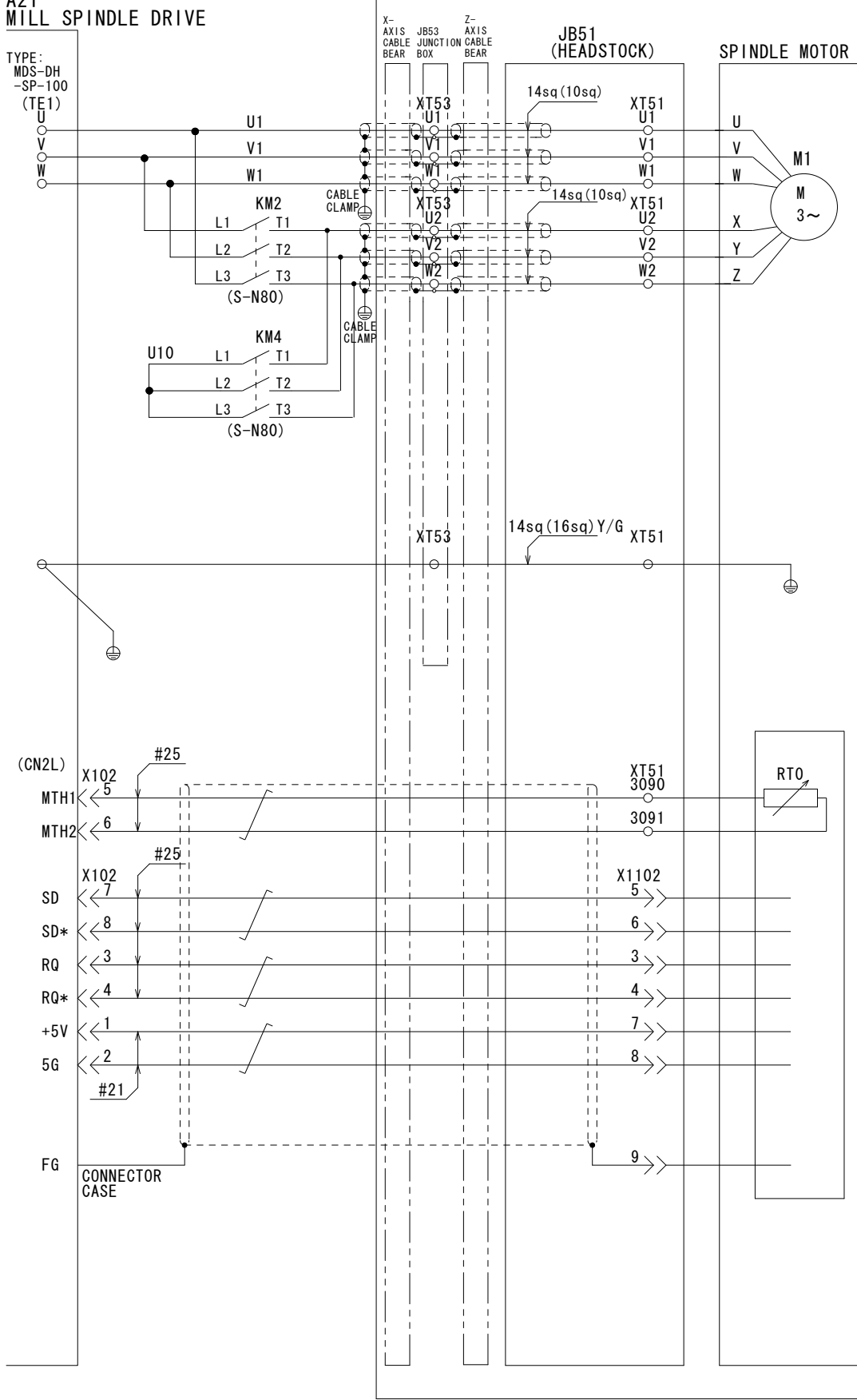
This product is subject to all the applicable Japanese Foreign Exchange and Foreign Trade Law.
 本品は『外国為替及び外国貿易法』に該当しますので外国に輸出する場合には同法に基づく許可を必要とします。

00
01
02
03
04
05
06
07
08
09
10
11
12
13
14
15
16
17
18
19
20
21
22
23

**A21
MILL SPINDLE DRIVE**

TYPE:
MDS-DH
-SP-100
(TE1)

MACHINE SIDE



AC SPINDLE MOTOR
12000rpm 54A MAX
22kW (15%ED)
15kW (CONSTANT)
TYPE : SJ-4B4348TK

AC SPINDLE MOTOR
FRAME EARTH

THERMISTOR

PULSE SIGNAL
GENERATOR
(WITH Z PHASE)

X1102

3	2	1
RQ	MT1	MT2
6	5	4
SD*	SD	RQ*
9	8	7
FG	5G	+5V

OUTPUT CONNECTOR
PIN ASSIGNMENT

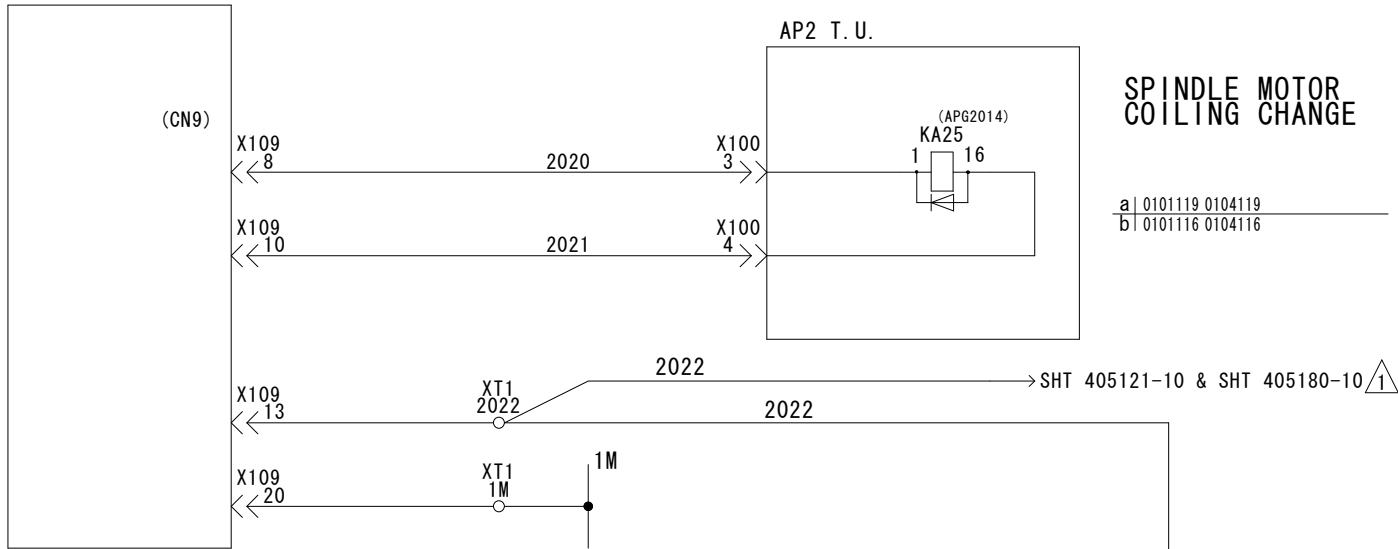
△		APR'D BY	CHK'D BY	DRWN BY	TITLE
△		12/12/2007	12/12/2007	12/12/2007	SPINDLE DRIVE (1)
△		R. HULL	H. ISHIHARA	GH	(22KW) (3X5X) (STD)
△					DRWN NO. 587002401000



This product is subject to all the applicable Japanese Foreign Exchange and Foreign Trade Law.
 本品は『外国為替及び外国貿易法』に該当しますので外国に輸出する場合には同法に基づく許可を必要とします。

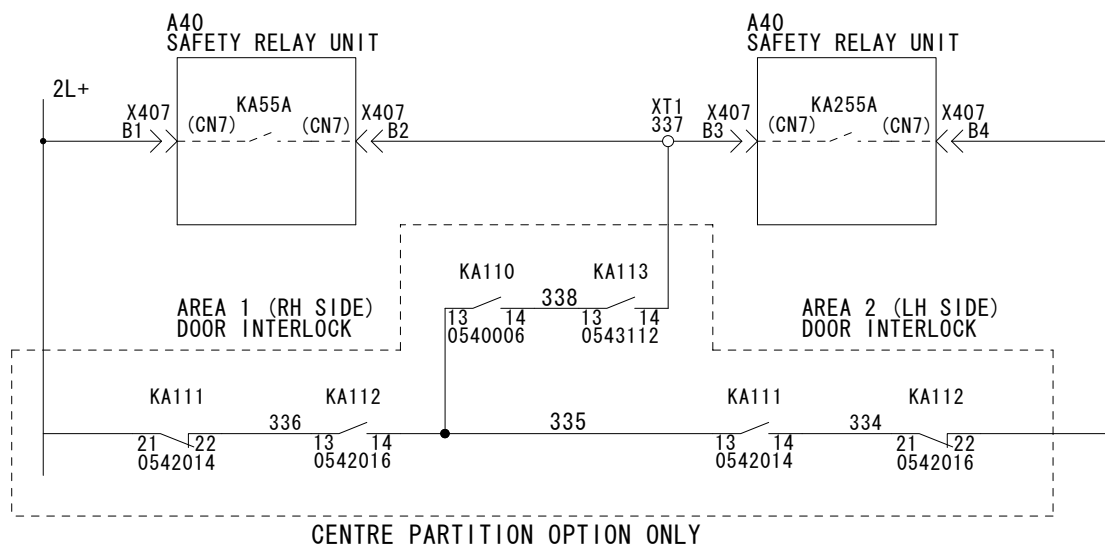
00
01
02
03
04
05
06
07
08
09
10
11
12
13
14
15
16
17
18
19
20
21
22
23

A21 AC SPINDLE DRIVE

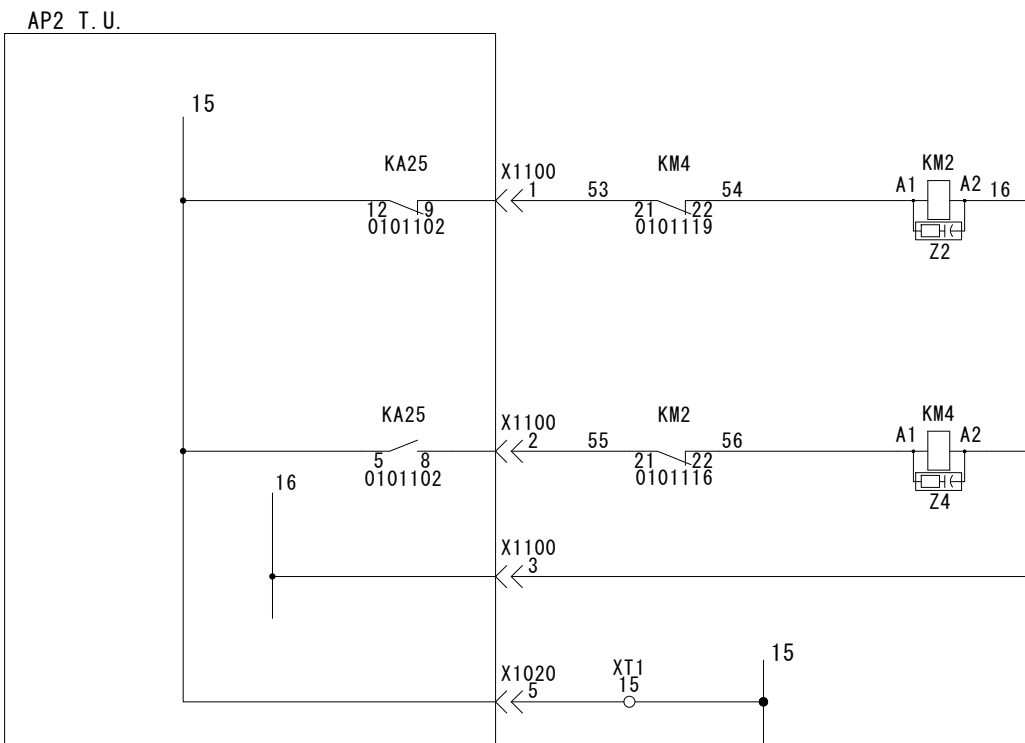


SPINDLE MOTOR COILING CHANGE

a | 0101119 0104119
b | 0101116 0104116



CENTRE PARTITION OPTION ONLY




SPINDLE MOTOR COIL 1

a | 0100003 0102003 0103003
b | 0101119 0104119

SPINDLE MOTOR COIL 2

a | 0100005 0102005 0103005
b | 0101116 0104116

△		 YAMAZAKI MAZAK CORPORATION	APR'D BY	CHK'D BY	DRWN BY	TITLE
△			12/12/2007	12/12/2007	12/12/2007	SPINDLE DRIVE (2) [22KW CONTROL]
△			R. HULL	H. ISHIHARA	GH	DRWN NO.
△	EH587HA009E00					587002401011

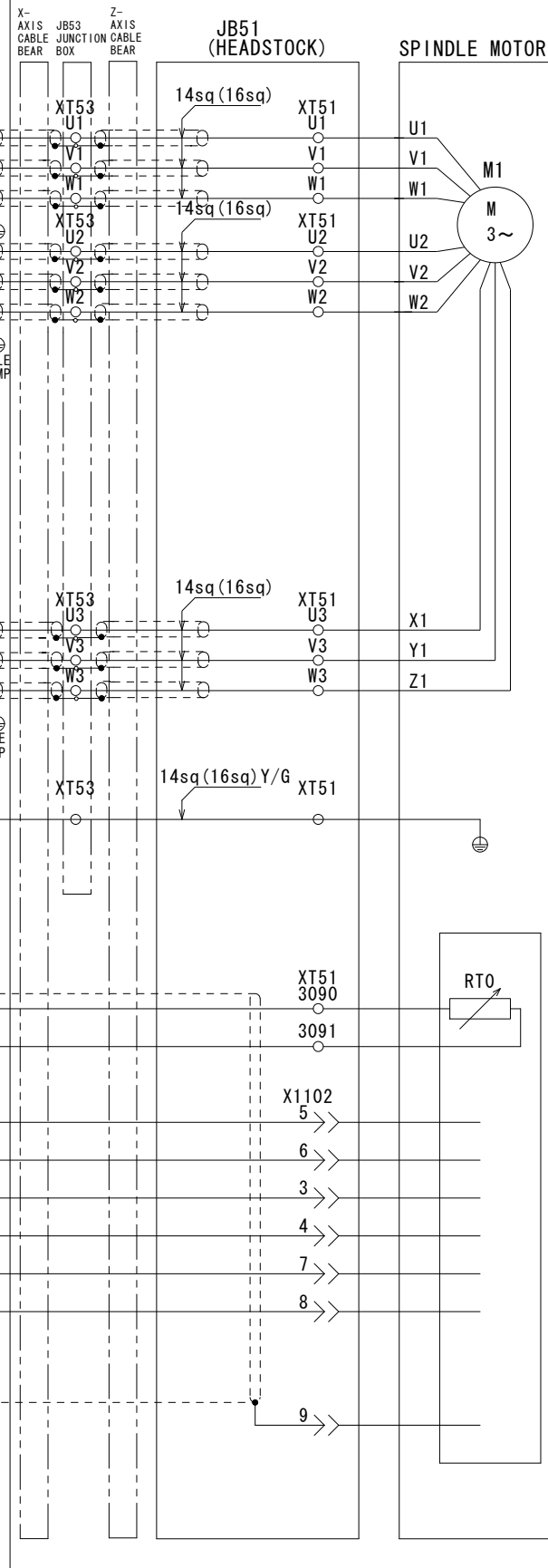
This product is subject to all the applicable Japanese Foreign Exchange and Foreign Trade Law.
 本品は『外国為替及び外国貿易法』に該当しますので外国に輸出する場合には同法に基づく許可を必要とします。

00
01
02
03
04
05
06
07
08
09
10
11
12
13
14
15
16
17
18
19
20
21
22
23

**A21
MILL SPINDLE DRIVE**

TYPE:
MDS-DH
-SP-200
(TE1)

MACHINE SIDE



AC SPINDLE MOTOR
18000rpm 116A MAX
35kW (50%ED)
26kW (CONSTANT)
TYPE : SJ-4B4346TDH

AC SPINDLE MOTOR
FRAME EARTH

THERMISTOR

PULSE SIGNAL
GENERATOR
(WITH Z PHASE)

X1102

3	2	1
RQ	MT1	MT2
6	5	4
SD*	SD	RQ*
9	8	7
FG	5G	+5V

OUTPUT CONNECTOR
PIN ASSIGNMENT

CONNECTOR
CASE

△	△	△	△	APR'D BY	CHK'D BY	DRWN BY	TITLE
△	△	△	△	12/12/2007	12/12/2007	12/12/2007	SPINDLE DRIVE (3) (35KW) (3X5X) (OP.)
△	△	△	△	R. HULL	H. ISHIHARA	GH	DRWN NO. 587002401020

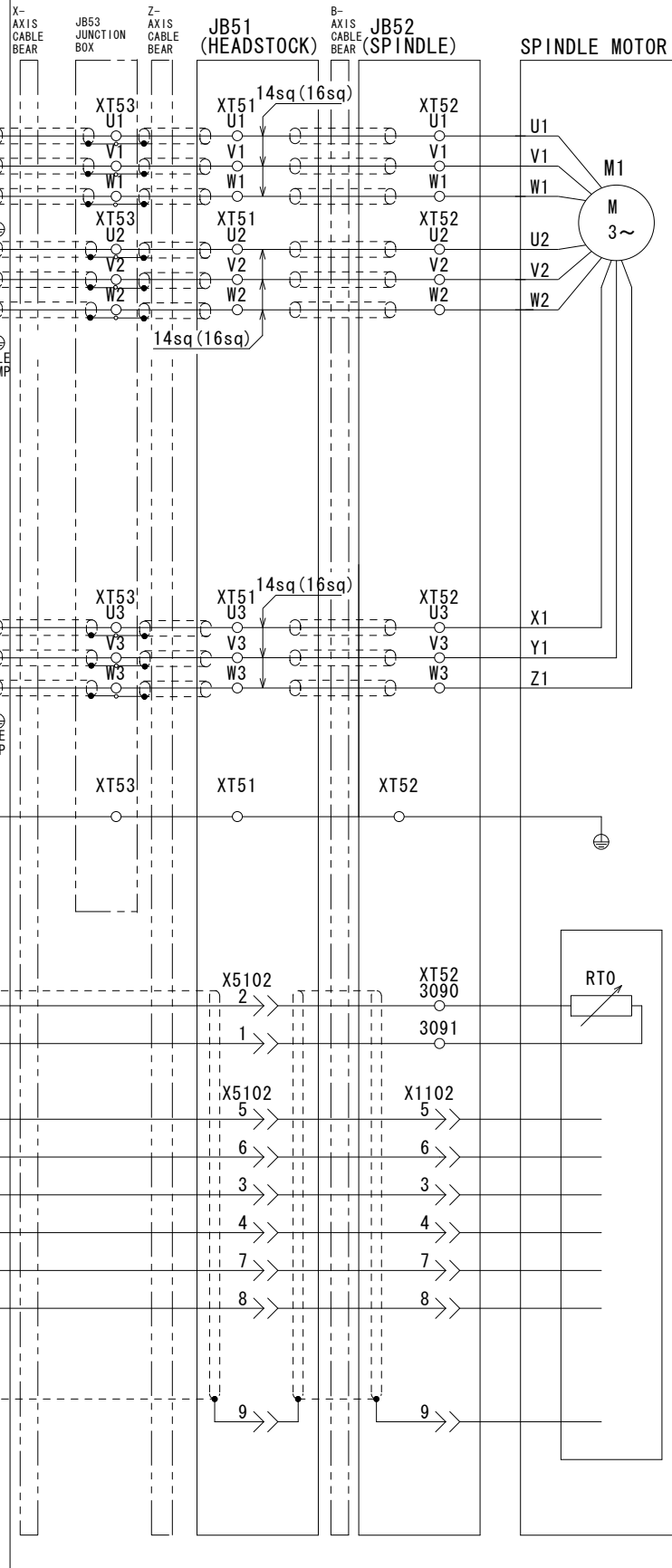


This product is subject to all the applicable Japanese Foreign Exchange and Foreign Trade Law.
 本品は『外国為替及び外国貿易法』に該当しますので外国に輸出する場合には同法に基づく許可を必要とします。

00 A21 MILL SPINDLE DRIVE

01 TYPE:
MDS-DH
-SP-200
(TE1)

MACHINE SIDE



AC SPINDLE MOTOR
18000rpm 116A MAX
35kW (50%ED)
26kW (CONSTANT)
TYPE : SJ-4B4346TDH

AC SPINDLE MOTOR
FRAME EARTH

THERMISTOR

PULSE SIGNAL
GENERATOR
(WITH Z PHASE)

X1102

3	2	1
RQ	MT1	MT2
6	5	4
SD*	SD	RQ*
9	8	7
FG	5G	+5V

OUTPUT CONNECTOR
PIN ASSIGNMENT

21
22
23

△	△	△	△	△	APR'D BY	CHK'D BY	DRWN BY	TITLE
△	△	△	△	△	12/12/2007	12/12/2007	12/12/2007	SPINDLE DRIVE (4) (35KW) (STD) (SR)
△	△	△	△	△	R. HULL	H. ISHIHARA	GH	DRWN NO. 587002401030

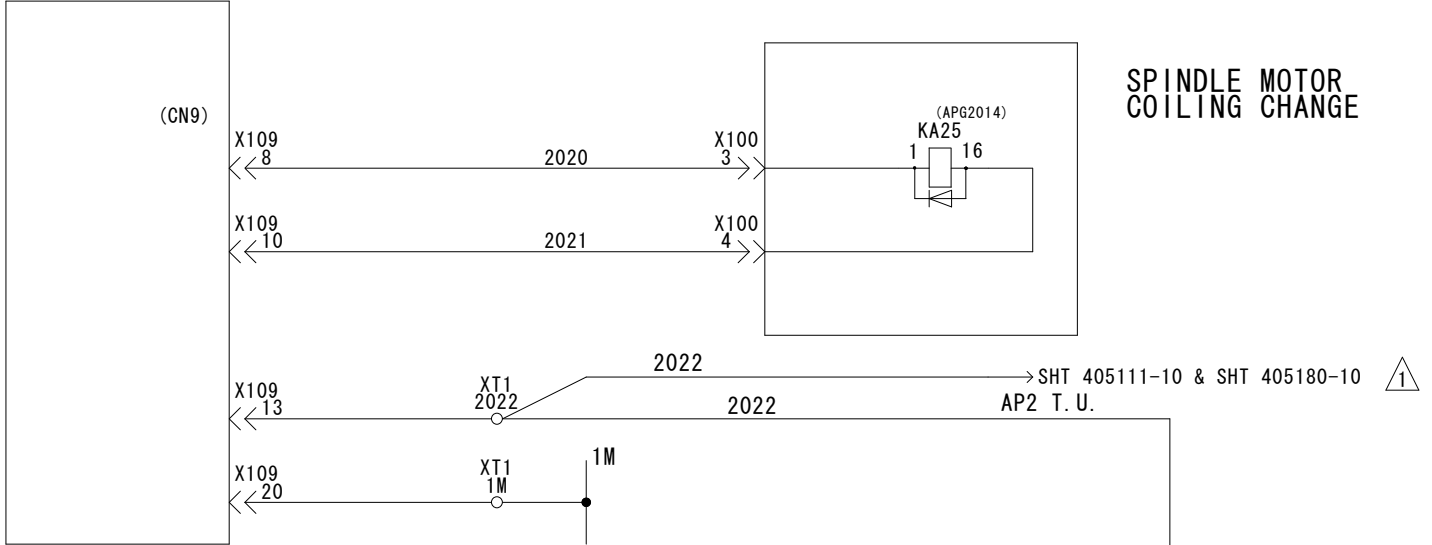


This product is subject to all the applicable Japanese Foreign Exchange and Foreign Trade Law.
 本品は『外国為替及び外国貿易法』に該当しますので外国に輸出する場合には同法に基づく許可を必要とします。

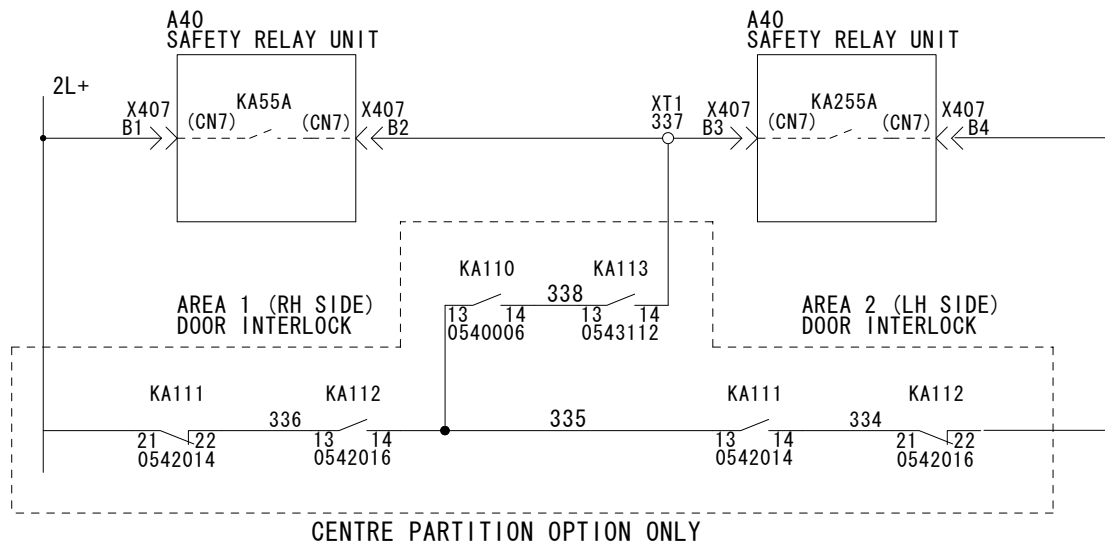
00 A21 AC SPINDLE DRIVE

SPINDLE MOTOR COILING CHANGE

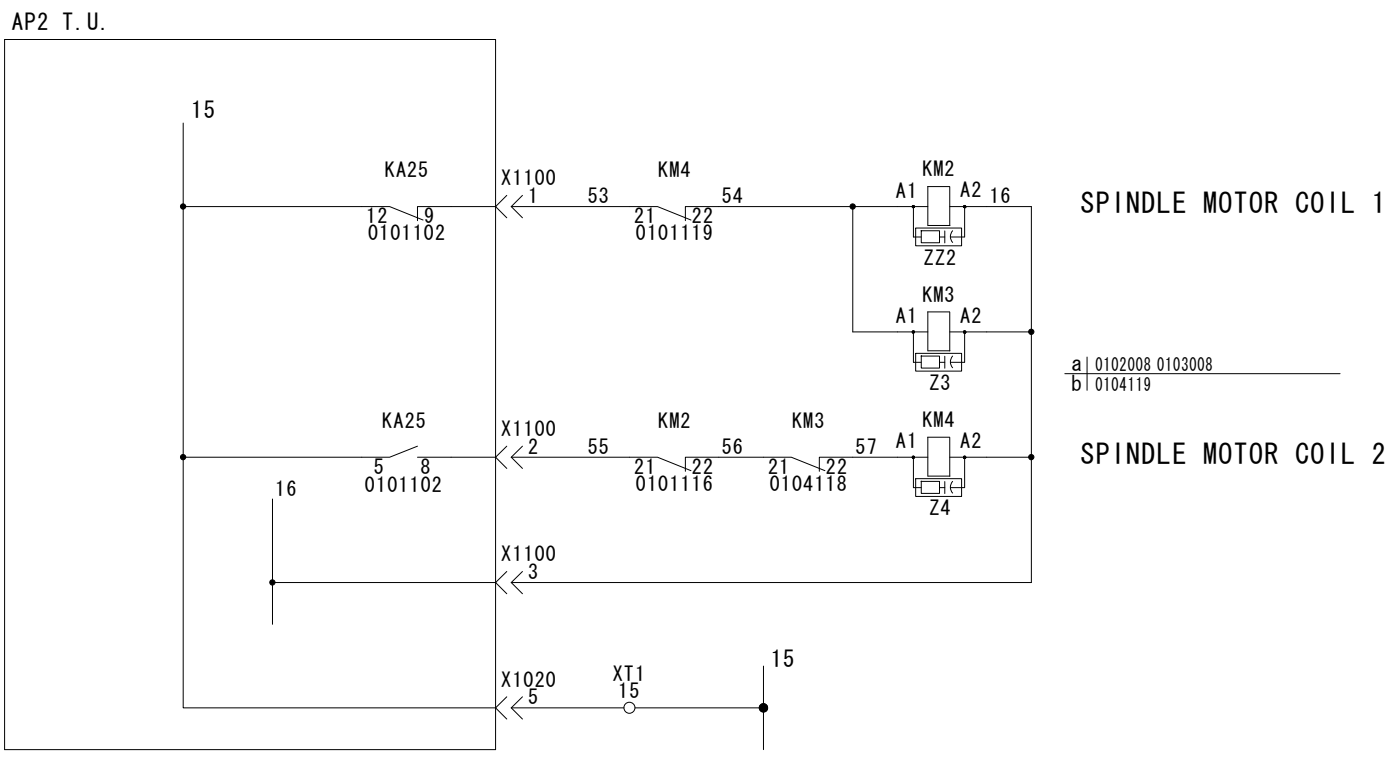
01
02
03
04
05
06




07
08
09
10
11
12
13



14
15
16
17
18
19
20
21
22
23



a | 0102008 0103008
b | 0104119

△		 YAMAZAKI MAZAK CORPORATION	APR'D BY	CHK'D BY	DRWN BY	TITLE
△			12/12/2007	12/12/2007	12/12/2007	SPINDLE DRIVE (5) [35KW CONTROL]
△			R. HULL	H. ISHIHARA	A. KAWASAKI	DRWN NO. 587002401041
△	EH587HA009E00					

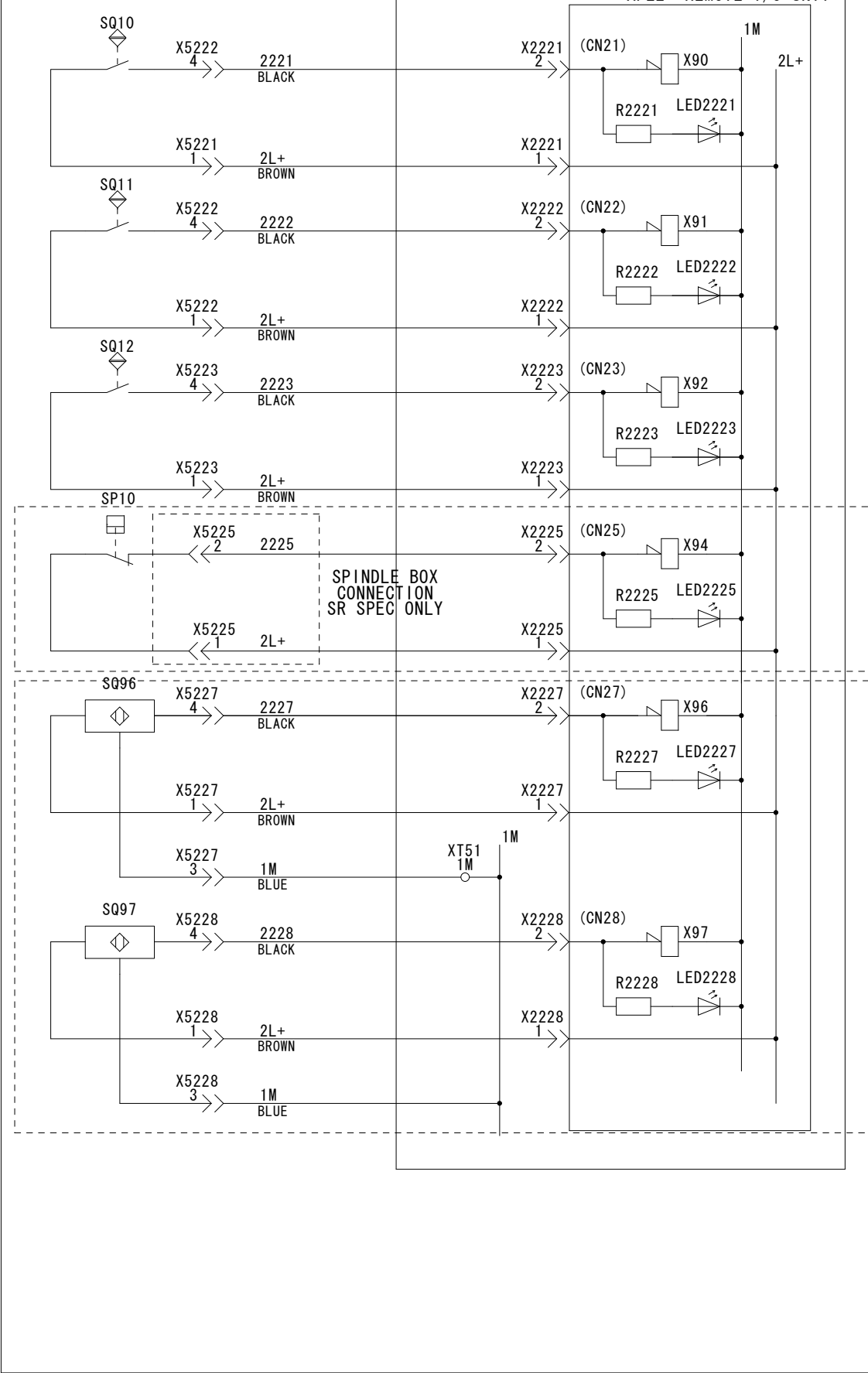
This product is subject to all the applicable Japanese Foreign Exchange and Foreign Trade Law. 本品は『外国為替及び外国貿易法』に該当しますので外国に輸出する場合には同法に基づく許可を必要とします。

00
01
02
03
04
05
06
07
08
09
10
11
12
13
14
15
16
17
18
19
20
21
22
23

MACHINE SIDE

JB51 HEADSTOCK BOX

AP22 REMOTE I/O UNIT



TOOL UNCLAMP

TOOL CLAMP

TOOL CLAMP (NO TOOL)

HEAD LUBE AIR PRESSURE (OIL & AIR PRESSURE)

(35KW SPINDLE SPEC. ONLY)

SPINDLE COOLANT DETECT 1

SPINDLE COOLANT DETECT 2

(SR SPEC. ONLY)

△	
△	
△	
△	

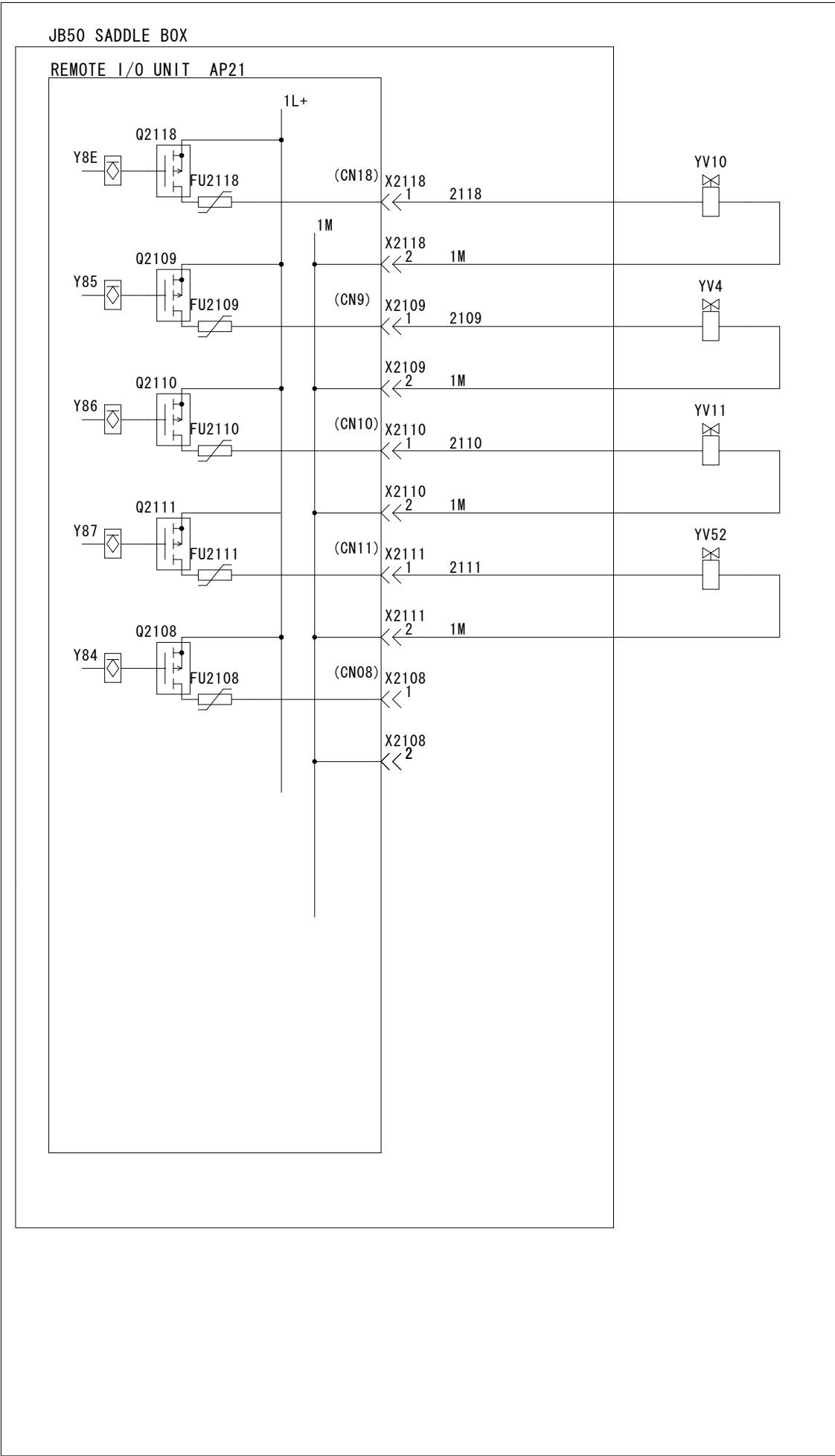


APR'D BY	CHK'D BY	DRWN BY
12/12/2007	12/12/2007	12/12/2007
R. HULL	H. ISHIHARA	GH


TITLE
HEADSTOCK BOX INPUTS (SPINDLE)
DRWN NO. 587002401050

This product is subject to all the applicable Japanese Foreign Exchange and Foreign Trade Law. 本品は『外国為替及び外国貿易法』に該当しますので外国に輸出する場合には同法に基づく許可を必要とします。

00
01
02
03
04
05
06
07
08
09
10
11
12
13
14
15
16
17
18
19
20
21
22
23



TOOL UNCLAMP SOL.
SP. THROUGH AIR SOL.
WORK AIR BLAST SOL. (OPTION)
MAGAZINE AIR BLAST SOL. (OPTION)
SPARE

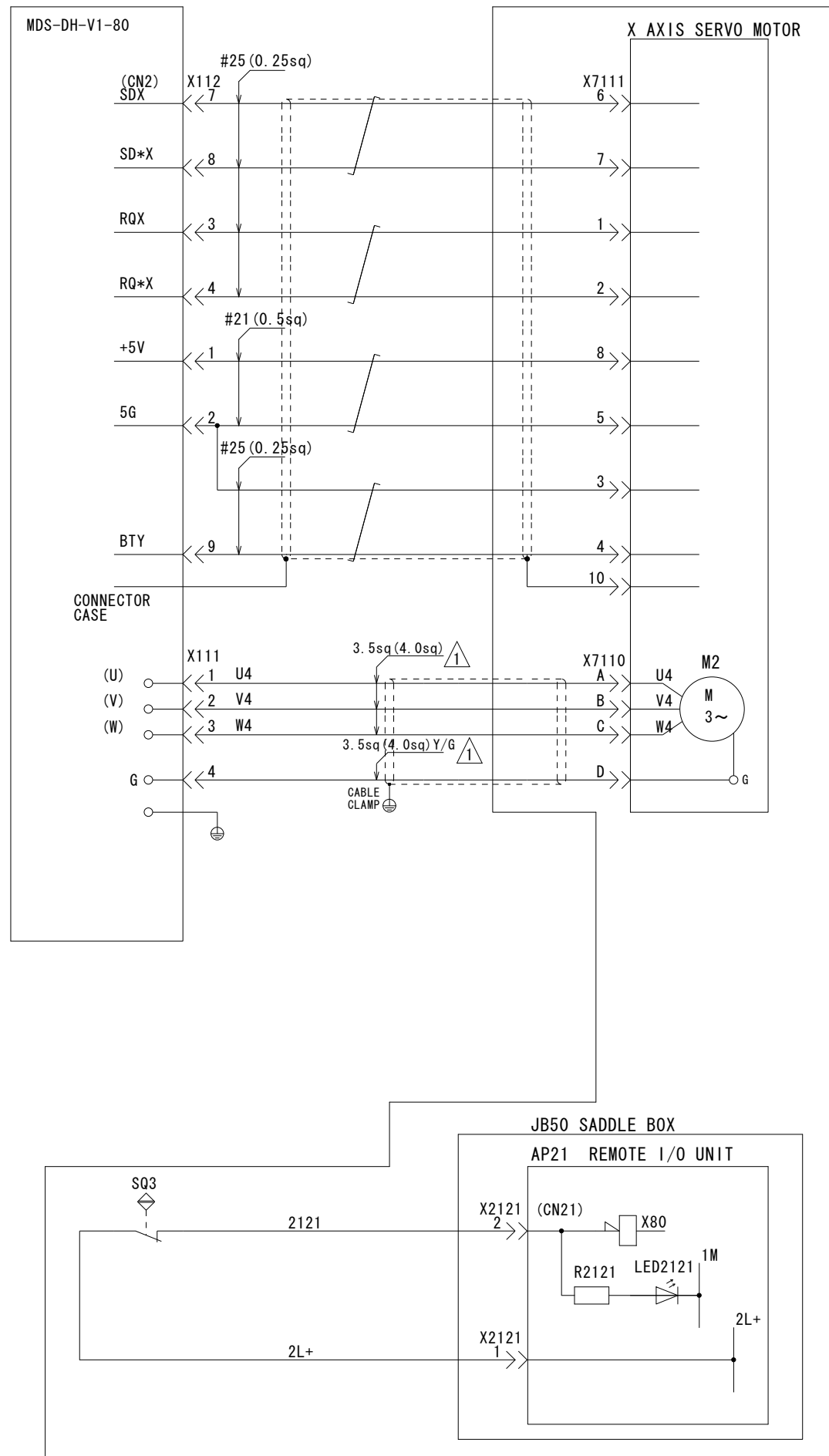
△		 YAMAZAKI MAZAK CORPORATION	APR'D BY	CHK'D BY	DRWN BY	TITLE
△			12/12/2007	12/12/2007	12/12/2007	SADDLE BOX OUTPUTS (SPINDLE)
△			R. HULL	H. ISHIHARA	A. KAWASAKI	DRWN NO. 587002401060
△						

This product is subject to all the applicable Japanese Foreign Exchange and Foreign Trade Law.
 本品は『外国為替及び外国貿易法』に該当しますので外国に輸出する場合には同法に基づく許可を必要とします。

00
01
02
03
04
05
06
07
08
09
10
11
12
13
14
15
16
17
18
19
20
21
22
23

X AXIS SERVO AMP : A11

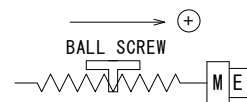
MACHINE SIDE



ENCODER
FOR POSITION F/B

TYPE :
OSA18 (ABSOLUTE)

SPEC.
1 PHASE A, B : 260000P/R
2 Z : 1P/R
3 MAX RPM : 5000rpm
4 POWER : DC5V ±0.25V



SERVO MOTOR
TYPE : HF-H453S-A48

SPEC. MAX3500rpm
4.5Kw

ARMATURE

X AXIS ZERO
RETURN DEC.

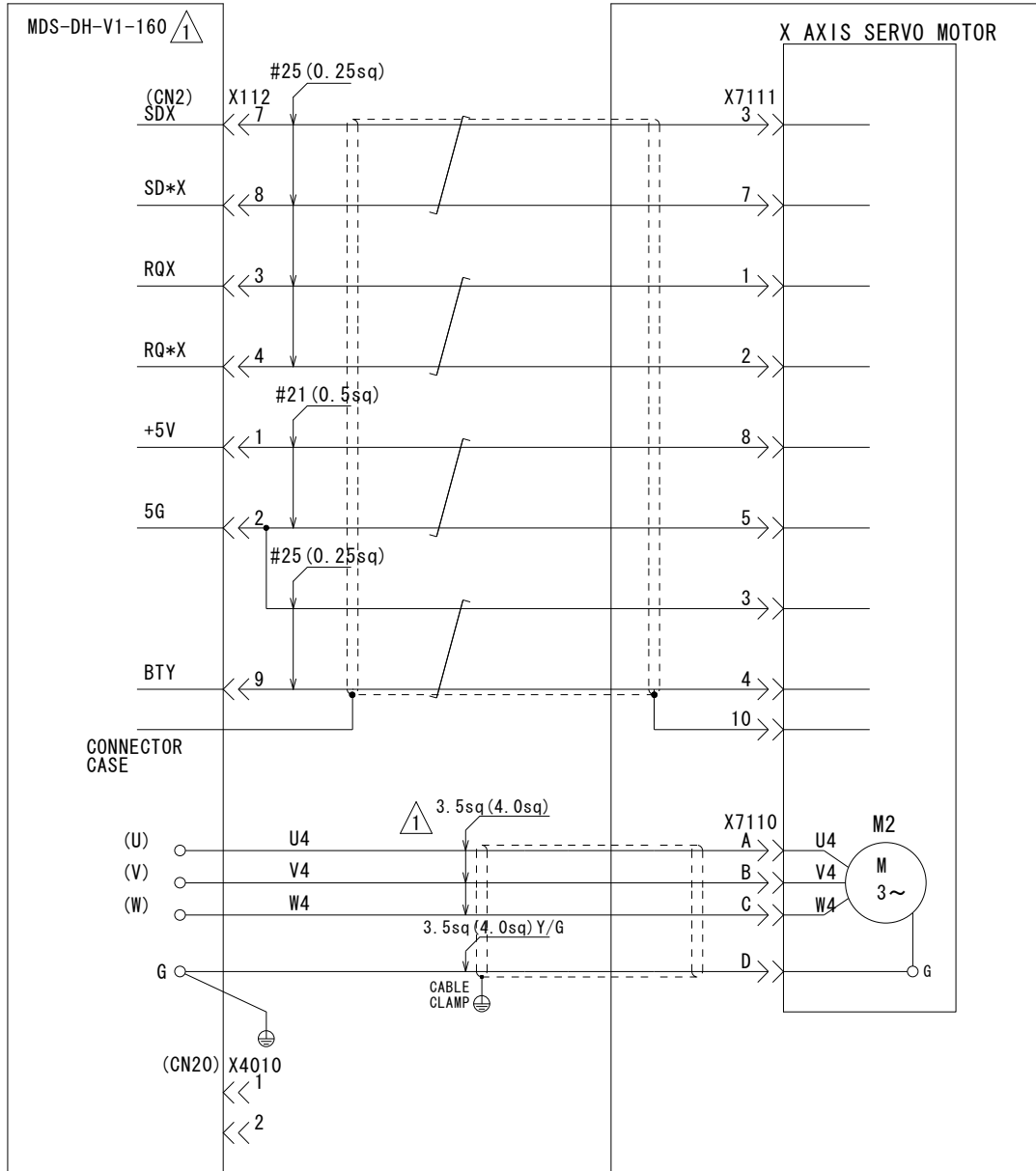
△		 YAMAZAKI MAZAK CORPORATION	APR'D BY	CHK'D BY	DRWN BY	TITLE
△			12/12/2007	12/12/2007	12/12/2007	X AXIS SERVO MOTOR (VTC820/20)
△			R. HULL	H. ISHIHARA	A. KAWASAKI	DRWN NO. 587002401101
△	EH587HA035E00 - CABLE SIZE CHANGED 15/02/10 GH					

This product is subject to all the applicable Japanese Foreign Exchange and Foreign Trade Law.
 本品は『外国為替及び外国貿易法』に該当しますので外国に輸出する場合には同法に基づく許可を必要とします。

00
01
02
03
04
05
06
07
08
09
10
11
12
13
14
15
16
17
18
19
20
21
22
23

X AXIS SERVO AMP : A11

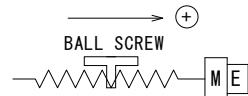
MACHINE SIDE



ENCODER
FOR POSITION F/B

TYPE :
OSA18 (ABSOLUTE)

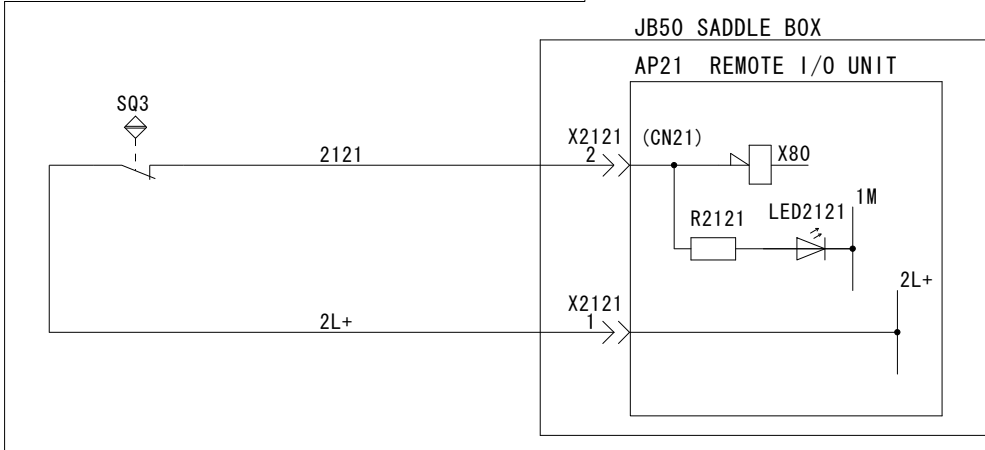
SPEC.
1 PHASE A, B : 260000P/R
2 Z : 1P/R
3 MAX RPM : 5000rpm
4 POWER : DC5V ±0.25V



SERVO MOTOR
TYPE : HF-H903S-A48

SPEC. MAX3000rpm
9.0Kw

ARMATURE



X AXIS ZERO
RETURN DEC.

△			APR'D BY	CHK'D BY	DRWN BY	TITLE
△			12/12/2007	12/12/2007	12/12/2007	X AXIS SERVO MTR (VTC800-VTC820/30)
△			R. HULL	H. ISHIHARA	A. KAWASAKI	DRWN NO. 587002401111
△			EH587HA026E00 - MOTOR & AMP SPEC. CHANGED 07/04/09 GH			

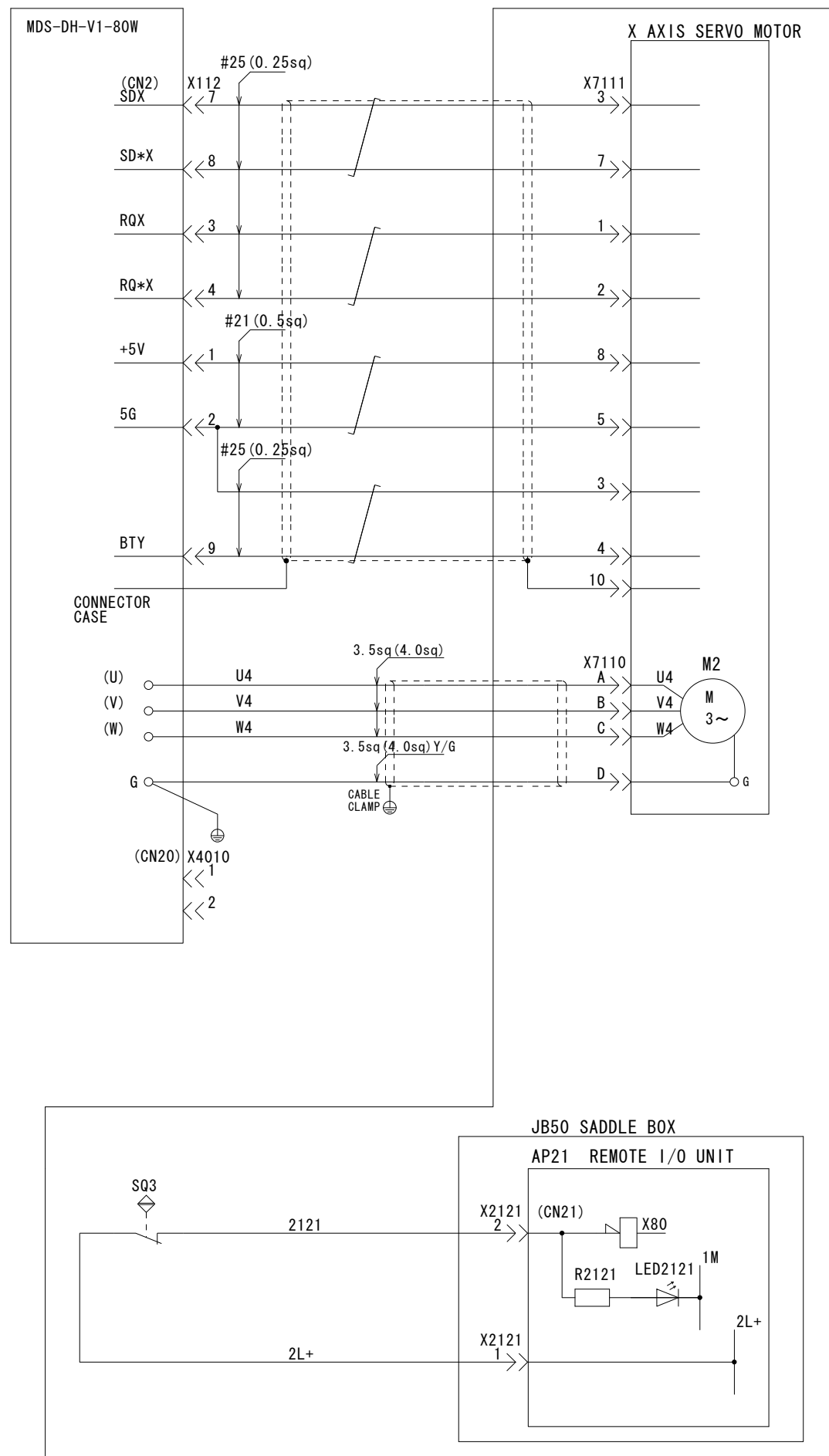


This product is subject to all the applicable Japanese Foreign Exchange and Foreign Trade Law.
 本品は『外国為替及び外国貿易法』に該当しますので外国に輸出する場合には同法に基づく許可を必要とします。

00
01
02
03
04
05
06
07
08
09
10
11
12
13
14
15
16
17
18
19
20
21
22
23

X AXIS SERVO AMP : A11

MACHINE SIDE



ENCODER
FOR POSITION F/B

TYPE:
OSA18 (ABSOLUTE)

SPEC.
1 PHASE A, B: 26000P/R
2 Z: 1P/R
3 MAX RPM : 5000rpm
4 POWER : DC5V ±0.25V




SERVO MOTOR
TYPE: HF-H703S-A48

SPEC. MAX 3000rpm
7.0Kw

ARMATURE

X AXIS ZERO
RETURN DEC.

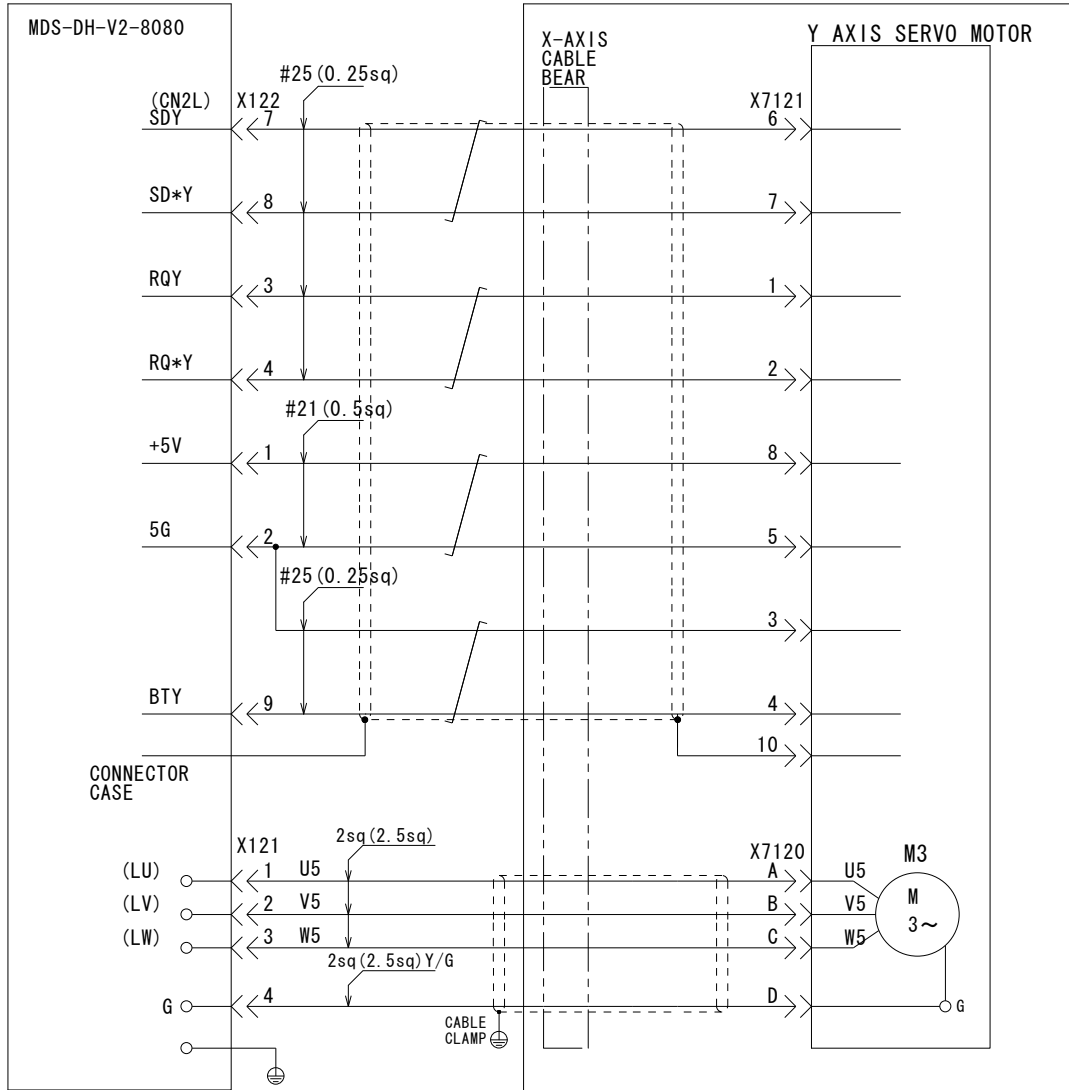
△		 YAMAZAKI MAZAK CORPORATION	APR'D BY	CHK'D BY	DRWN BY	TITLE
△			04/02/2010	04/02/2010	04/02/2010	X AXIS SERVO MTR (VTC800/20SR)
△			R. HULL	S ITO	G HOWELL	DRWN NO.
△						587002401120

This product is subject to all the applicable Japanese Foreign Exchange and Foreign Trade Law.
 本品は『外国為替及び外国貿易法』に該当しますので外国に輸出する場合には同法に基づく許可を必要とします。

00
01
02
03
04
05
06
07
08
09
10
11
12
13
14
15
16
17
18
19
20
21
22
23

Y AXIS SERVO AMP : A12

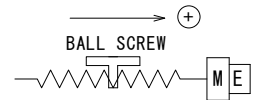
MACHINE SIDE



ENCODER
FOR POSITION F/B

TYPE :
OSA18 (ABSOLUTE)

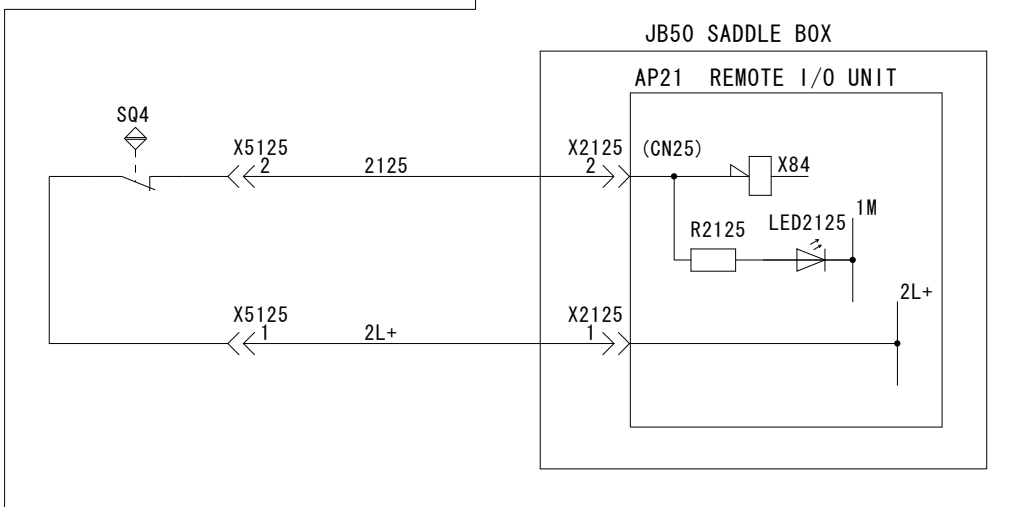
SPEC.
1 PHAZE A, B : 260000P/R
2 Z : 1P/R
3 MAX RPM : 5000rpm
4 POWER : DC5V ±0.25V



SERVO MOTOR
TYPE : HF-H354S-A48

SPEC. MAX4000rpm
3.5Kw

ARMATURE



Y AXIS ZERO
RETURN DEC.

△	
△	
△	
△	
△	

Mazak
YAMAZAKI MAZAK CORPORATION

APR'D BY	CHK'D BY	DRWN BY
12/12/2007	12/12/2007	12/12/2007
R. HULL	H. ISHIHARA	A. KAWASAKI

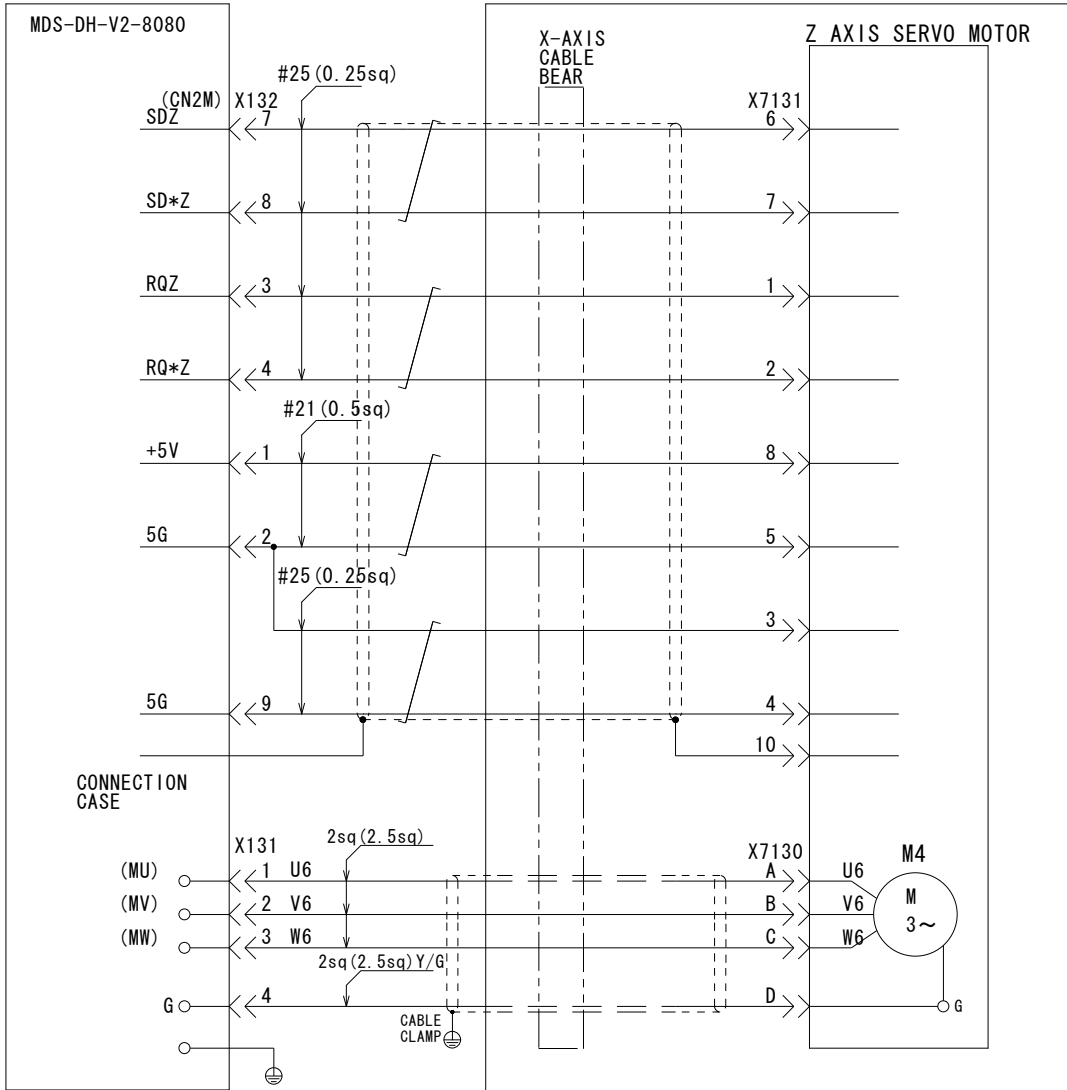
TITLE
Y AXIS SERVO MOTOR
DRWN NO.
587002401200

This product is subject to all the applicable Japanese Foreign Exchange and Foreign Trade Law.
 本品は『外国為替及び外国貿易法』に該当しますので外国に輸出する場合には同法に基づく許可を必要とします。

00
01
02
03
04
05
06
07
08
09
10
11
12
13
14
15
16
17
18
19
20
21
22
23

Z AXIS SERVO AMP:A12

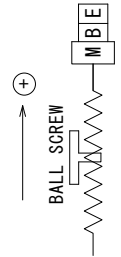
MACHINE SIDE



ENCODER
FOR POSITION F/B

TYPE:
OSA18 (ABSOLUTE)

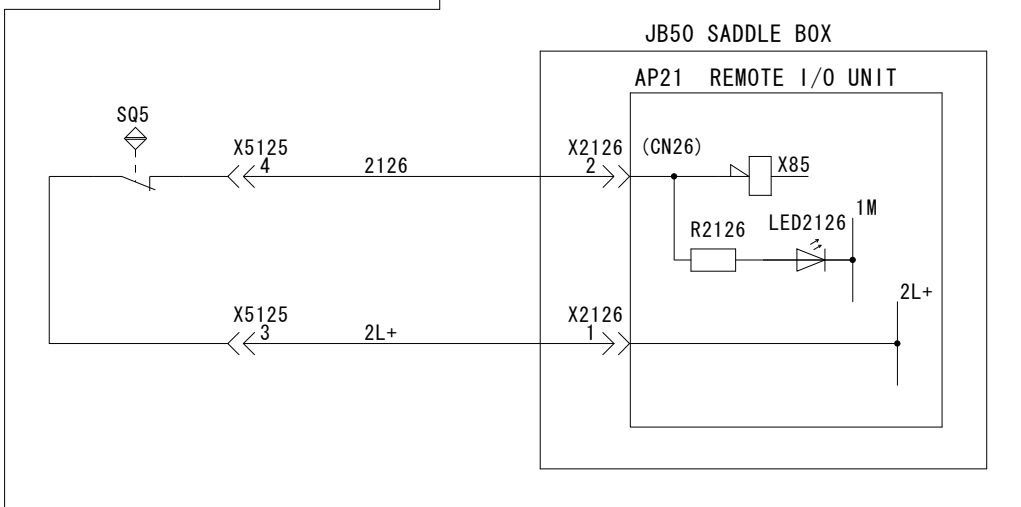
SPEC.
1 PHAZE A, B: 260000P/R
2 Z: 1P/R
3 MAX RPM : 5000rpm
4 POWER : DC5V ±0.25V



SERVO MOTOR
TYPE: HF-H453BS-A48

SPEC. MAX3500rpm
4.5Kw

ARMATURE



Z AXIS ZERO
RETURN DEC.

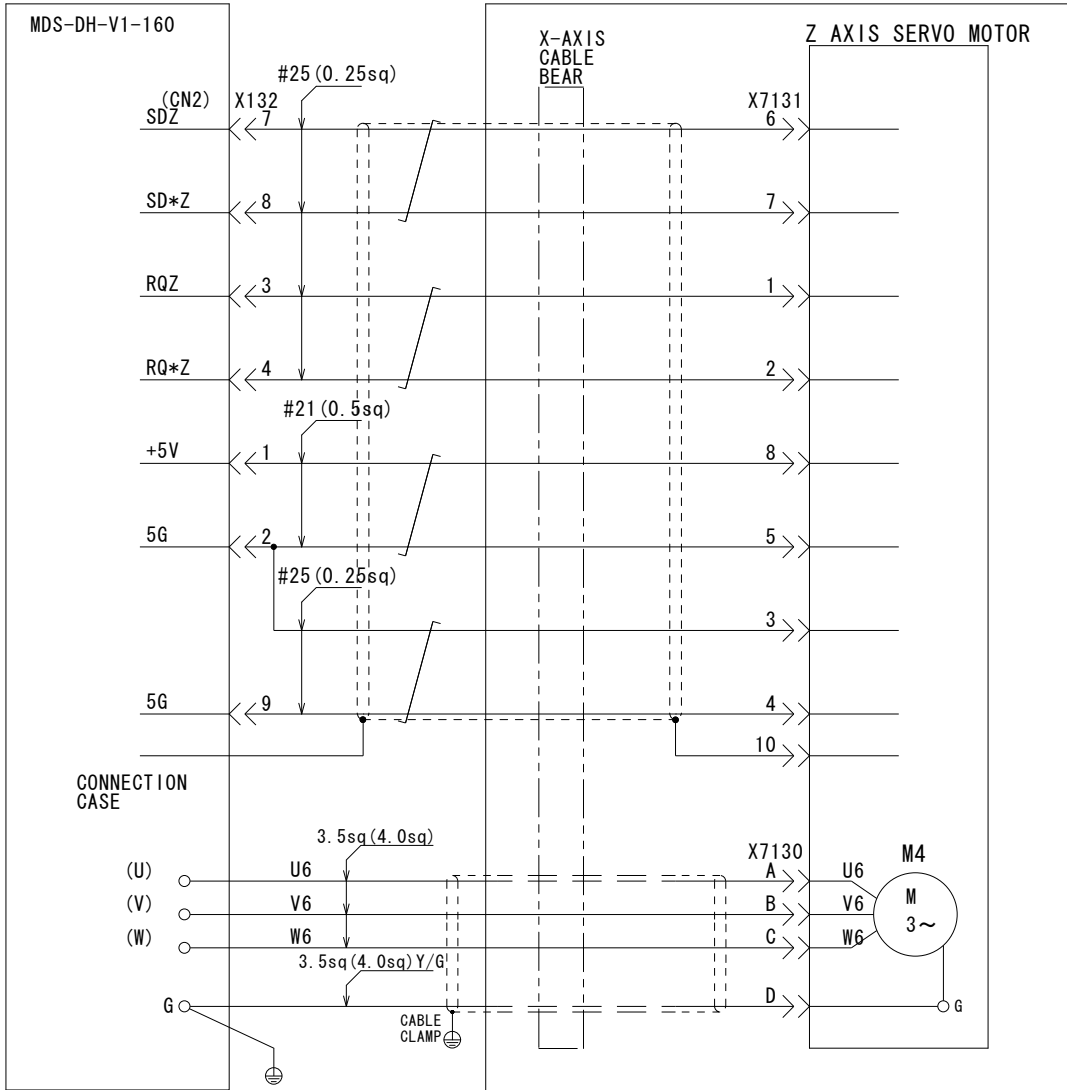
△		 YAMAZAKI MAZAK CORPORATION	APR'D BY	CHK'D BY	DRWN BY	TITLE
△			12/12/2007	12/12/2007	12/12/2007	Z AXIS SERVO MOTOR (3X, 5X)
△			R. HULL	H. ISHIHARA	A. KAWASAKI	DRWN NO.
△						587002401300
△						

This product is subject to all the applicable Japanese Foreign Exchange and Foreign Trade Law.
 本品は『外国為替及び外国貿易法』に該当しますので外国に輸出する場合には同法に基づく許可を必要とします。

00
01
02
03
04
05
06
07
08
09
10
11
12
13
14
15
16
17
18
19
20
21
22
23

Z AXIS SERVO AMP:A13

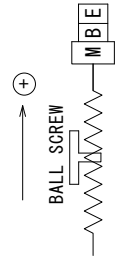
MACHINE SIDE



ENCODER
FOR POSITION F/B

TYPE:
OSA18 (ABSOLUTE)

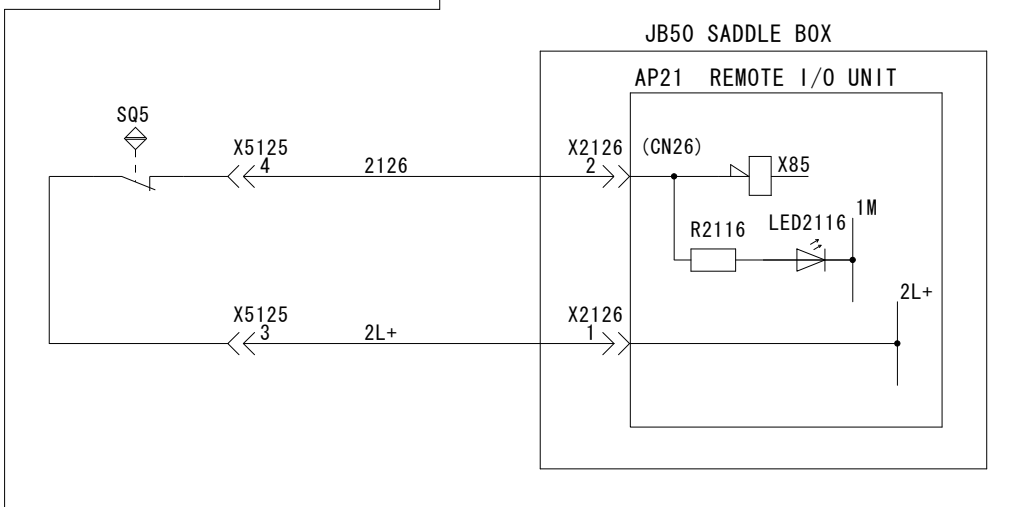
SPEC.
1 PHAZE A, B: 260000P/R
2 Z: 1P/R
3 MAX RPM : 5000rpm
4 POWER : DC5V ±0.25V



SERVO MOTOR
TYPE: HF-H903BS-A48

SPEC. MAX3000rpm
9.0Kw

ARMATURE

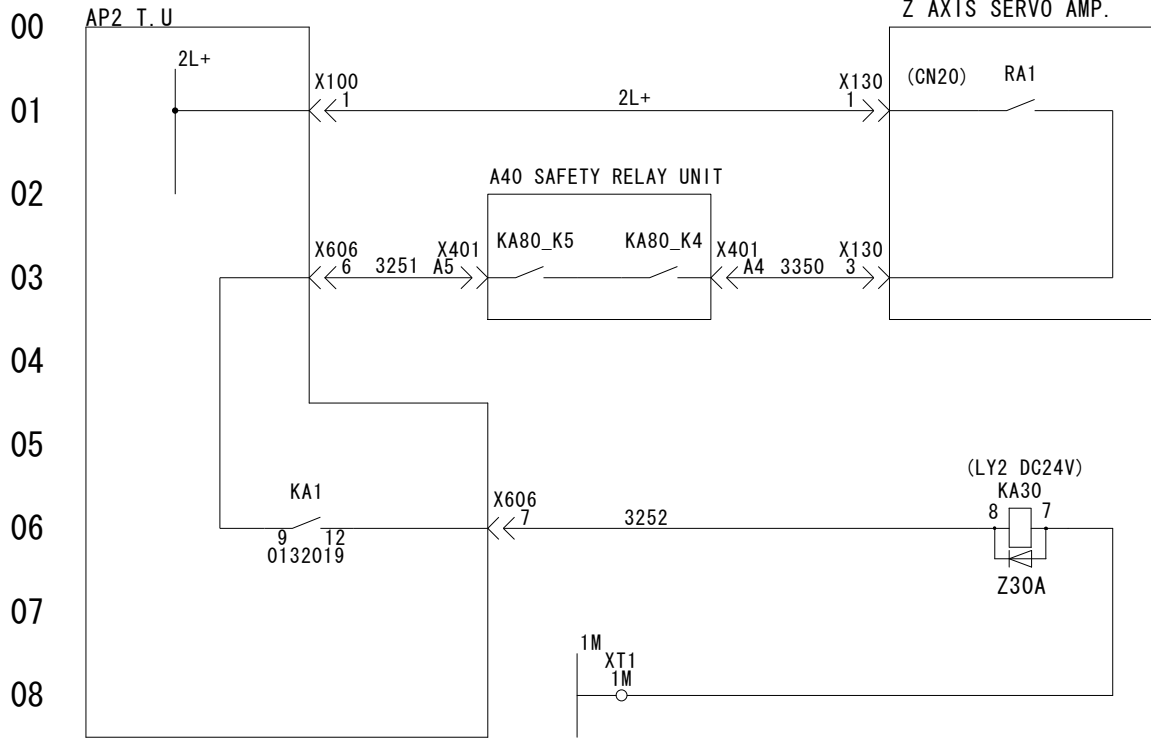


Z AXIS ZERO
RETURN DEC.

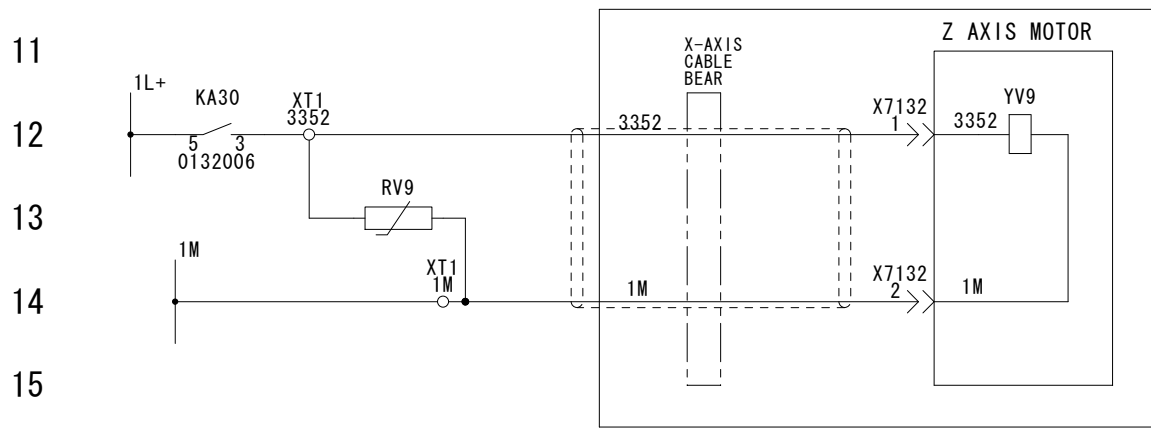
				APR'D BY	CHK'D BY	DRWN BY	TITLE
				12/12/2007	12/12/2007	12/12/2007	Z AXIS SERVO MOTOR (SR)
				R. HULL	H. ISHIHARA	A. KAWASAKI	DRWN NO. 587002401311
	EH587HA026E00 - MOTOR SPEC. CHANGED 07/04/09 GH						



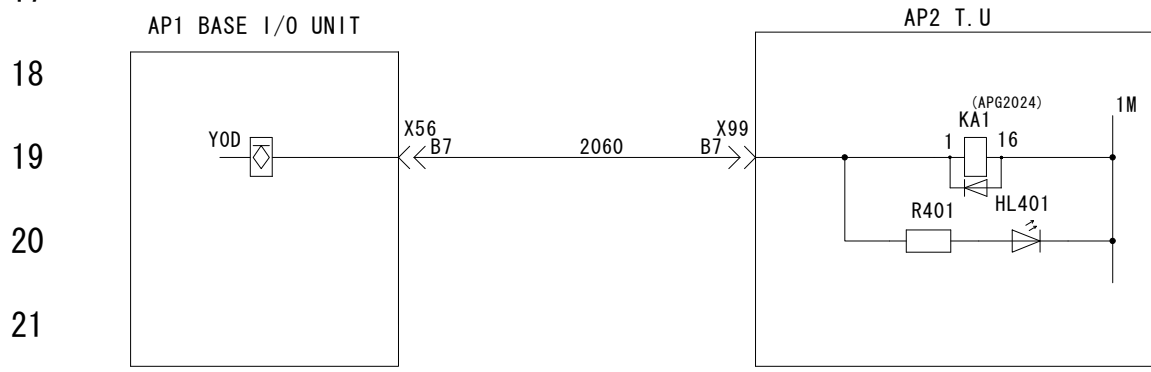
This product is subject to all the applicable Japanese Foreign Exchange and Foreign Trade Law.
 本品は『外国為替及び外国貿易法』に該当しますので外国に輸出する場合には同法に基づく許可を必要とします。




a | 0132012 0140014
b |



Z AXIS BRAKE
a |
b |



SERVO READY
a | 0132006
b |

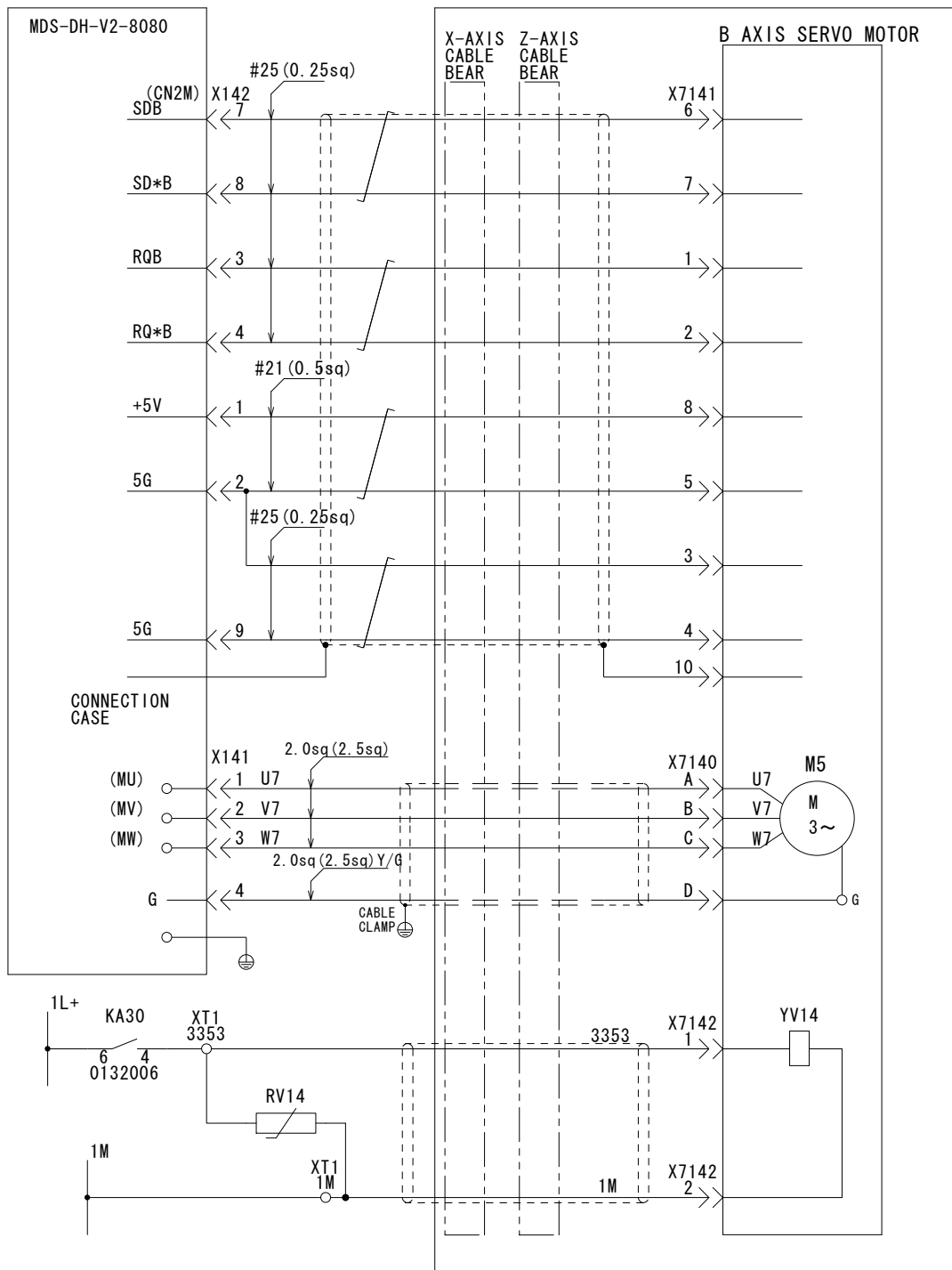
△		 YAMAZAKI MAZAK CORPORATION	APR'D BY	CHK'D BY	DRWN BY	TITLE
△			12/12/2007	12/12/2007	12/12/2007	Z AXIS BRAKE
△			R. HULL	H. ISHIHARA	GH	
△						DRWN NO. 587002401320

This product is subject to all the applicable Japanese Foreign Exchange and Foreign Trade Law.
 本品は『外国為替及び外国貿易法』に該当しますので外国に輸出する場合には同法に基づく許可を必要とします。

00
01
02
03
04
05
06
07
08
09
10
11
12
13
14
15
16
17
18
19
20
21
22
23

B AXIS SERVO AMP:A12

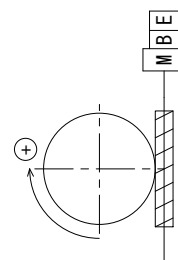
MACHINE SIDE



ENCODER
FOR POSITION F/B

TYPE:
OSA18 (ABSOLUTE)

SPEC.
1 PHAZE A, B: 26000P/R
2 Z: 1P/R
3 MAX RPM : 5000rpm
4 POWER : DC5V ±0.25V

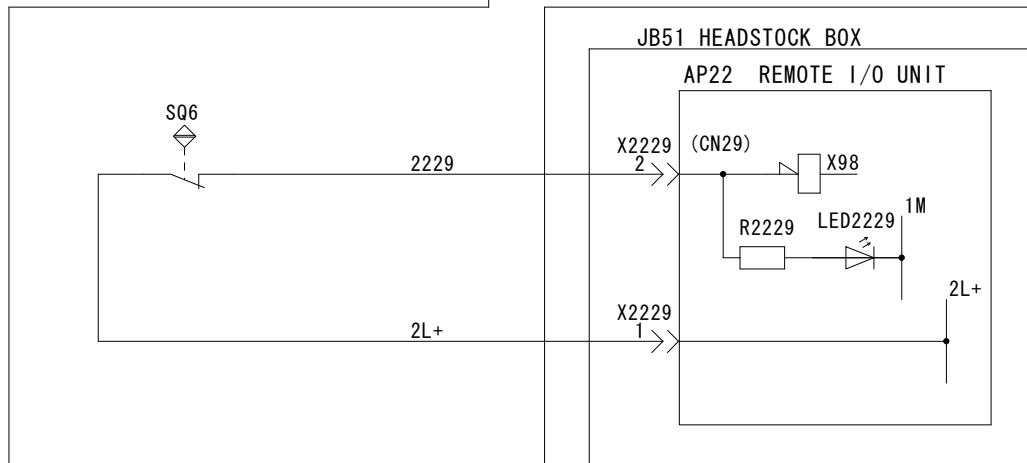


SERVO MOTOR
TYPE: HF-H354BS-A48


SPEC. MAX4000rpm
3.5Kw

ARMATURE

B AXIS BRAKE



B AXIS ZERO
RETURN DEC.
(ROTARY SCALE ONLY)

△			APR'D BY	CHK'D BY	DRWN BY	TITLE
△			12/12/2007	12/12/2007	12/12/2007	B AXIS SERVO MOTOR (SR)
△			R. HULL	H. ISHIHARA	A. KAWASAKI	DRWN NO. 587002401400
△			 YAMAZAKI MAZAK CORPORATION			

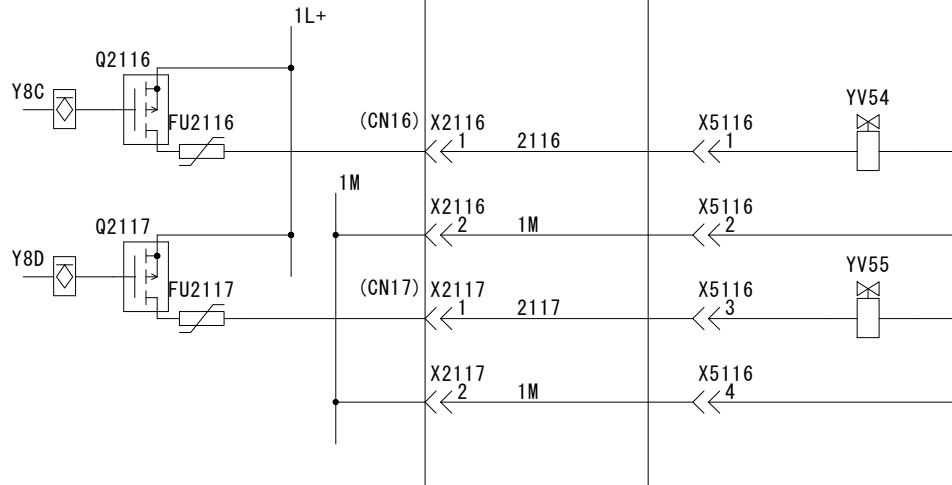
This product is subject to all the applicable Japanese Foreign Exchange and Foreign Trade Law. 本品は『外国為替及び外国貿易法』に該当しますので外国に輸出する場合には同法に基づく許可を必要とします。

00
01
02
03
04
05
06
07
08
09
10
11
12
13
14
15
16
17
18
19
20
21
22
23

MACHINE SIDE

JB50 SADDLE BOX

AP21 REMOTE I/O UNIT




B AXIS CLAMP SOL.

B AXIS UNCLAMP SOL.

JB51 HEADSTOCK BOX

AP22 REMOTE I/O UNIT



B AXIS
CLAMP SENSOR

B AXIS
UNCLAMP SENSOR

△	
△	
△	
△	



APR'D BY	CHK'D BY	DRWN BY
12/12/2007	12/12/2007	12/12/2007
R. HULL	H. ISHIHARA	GH

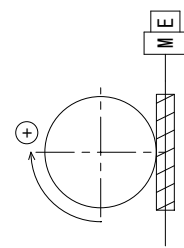
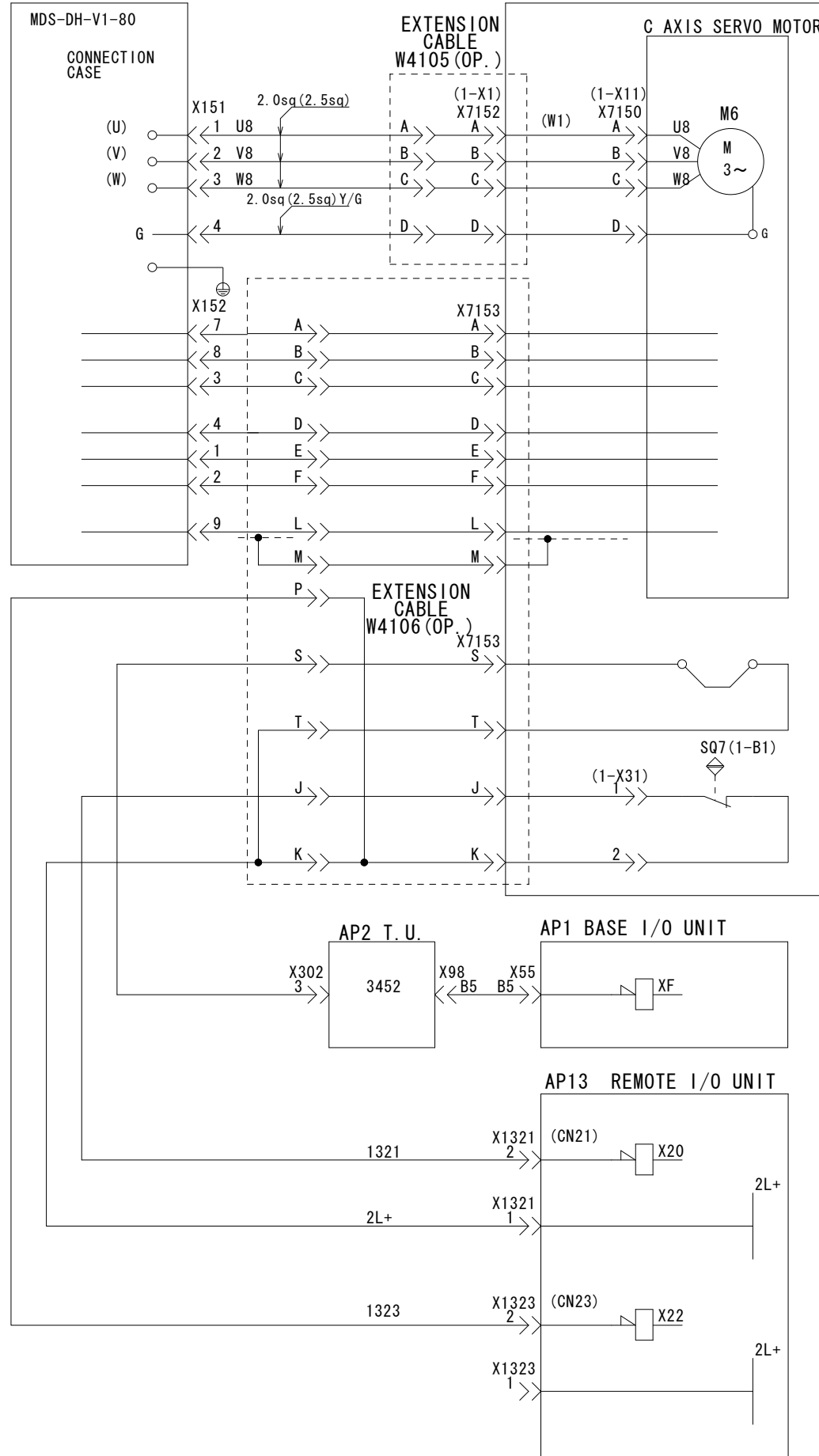
TITLE
B AXIS CLAMP/UNCLAMP (SR)
DRWN NO. 587002401420

This product is subject to all the applicable Japanese Foreign Exchange and Foreign Trade Law.
 本品は『外国為替及び外国貿易法』に該当しますので外国に輸出する場合には同法に基づく許可を必要とします。

00
01
02
03
04
05
06
07
08
09
10
11
12
13
14
15
16
17
18
19
20
21
22
23

C AXIS SERVO AMP:A15

C AXIS ROTARY TABLE(SANKYO)



SERVO MOTOR
TYPE: HF-H354S-A48
SPEC. MAX4000rpm
3.5Kw

ENCODER
TYPE:
OSA18 (ABSOLUTE)

C AXIS NEGLECT

C AXIS ZERO
RETURN DEC.

C AXIS NEGLECT INPUT

C AXIS ZERO
RETURN DEC. INPUT

EXTENSION CABLE
FITTED INPUT
(OPTION TO ALLOW TABLE
FITTED ON RIGHT HAND
SIDE TO BE FITTED ON
LEFT HAND SIDE OF
MACHINE BED.)

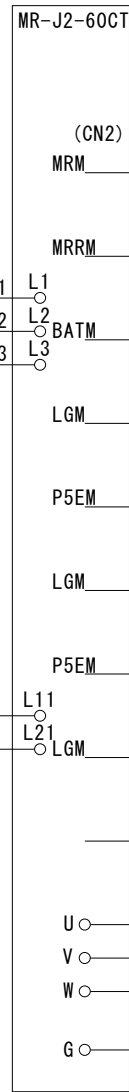
△		 YAMAZAKI MAZAK CORPORATION	APR'D BY	CHK'D BY	DRWN BY	TITLE
△			08/10/2009	08/10/2009	08/10/2009	C AXIS SERVO MOTOR (SR) (OPTION)
△			R. HULL	H. ISHIHARA	G. HOWELL	DRWN NO. 587002401501
△			EH587HA030E00 - EXT. CABLES ADDED 08/10/09 GH			

This product is subject to all the applicable Japanese Foreign Exchange and Foreign Trade Law.
 本品は『外国為替及び外国貿易法』に該当しますので外国に輸出する場合には同法に基づく許可を必要とします。

00
01
02
03
04
05
06
07
08
09
10
11
12
13
14
15
16
17
18
19
20
21
22
23

MACHINE SIDE

A30 MAG. AMP



X-AXIS CABLE BEAR

MAGAZINE SERVO MOTOR

ENCODER FOR POSITION F/B

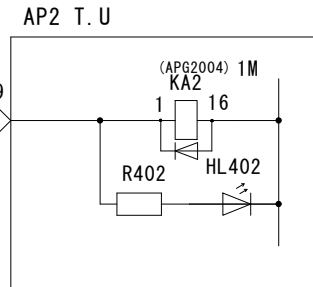
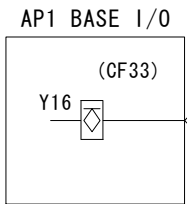
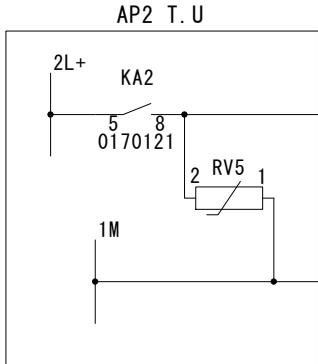
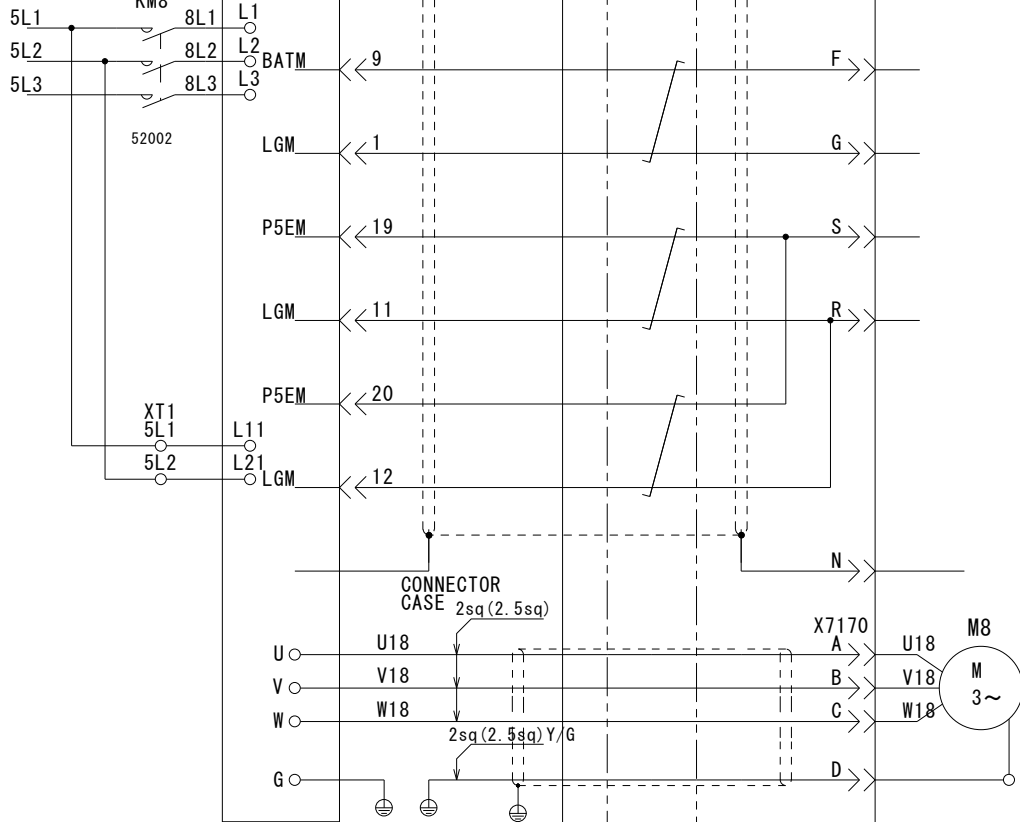
△ SERVO MOTOR TYPE: HC-SF52BK-S2 0.5kW

ARMATURE

MAGAZINE BRAKE

MAGAZINE BRAKE

a | 0170116
b |



△			APR'D BY	CHK'D BY	DRWN BY	TITLE
△			12/12/2007	12/12/2007	12/12/2007	MAGAZINE SERVO MOTOR (30T/48T)
△			R. HULL	H. ISHIHARA	A. KAWASAKI	DRWN NO. 587002401701
△			EH587HA035E00 - MOTOR TYPE CORRECTED 01/02/10 GH			



This product is subject to all the applicable Japanese Foreign Exchange and Foreign Trade Law. 本品は『外国為替及び外国貿易法』に該当しますので外国に輸出する場合には同法に基づく許可を必要とします。

00

MACHINE SIDE

MAGAZINE SW. BOX (JB62)

AP2 T.U

AP1 BASE I/O UNIT

SB54

X306 3

1701

X98 B8

X55 B8

X0C

MAGAZINE DOOR
ENABLE UNLOCK PB.

SB52

X530 2

1151

X98 B20

X55 B20

X00

TOOL SELECT
CCW (REV.) PB.

SB53

X306 1

1152

X98 B15

X55 B15

X05

TOOL SELECT
CW (FWD.) PB.

SA51

X530 3

1153

X98 A14

X55 A14

X16

MAGAZINE MANUAL
INTERRUPT

01

02

03

04

05

06

07

08

09

10

MACHINE SIDE

JB62
MAGAZINE SW. BOX

AP1 BASE I/O UNIT

Y03

X56 B17

2150

X99 B17

2150

X304 1

HL4

MAGAZINE MANUAL
INTERRUPT LED

11

12

13

14

15

16

17

18

19

Y15

X56 A15

X99 A15

X304 4

X1034 2

(LY2 DC24V)

KA92

5105

a | 0175015

b |

a | 0175021

b |

MACHINE SIDE

MAGAZINE SW BOX (JB62)

EUCHNER SQ31

1L+

XT1 1L+

KA92

5 3

0175016

1M

XT1 5303

XT1 1M

X5561 1

SQ31

MAGAZINE DOOR
UNLOCK

20


21

22

23

a |

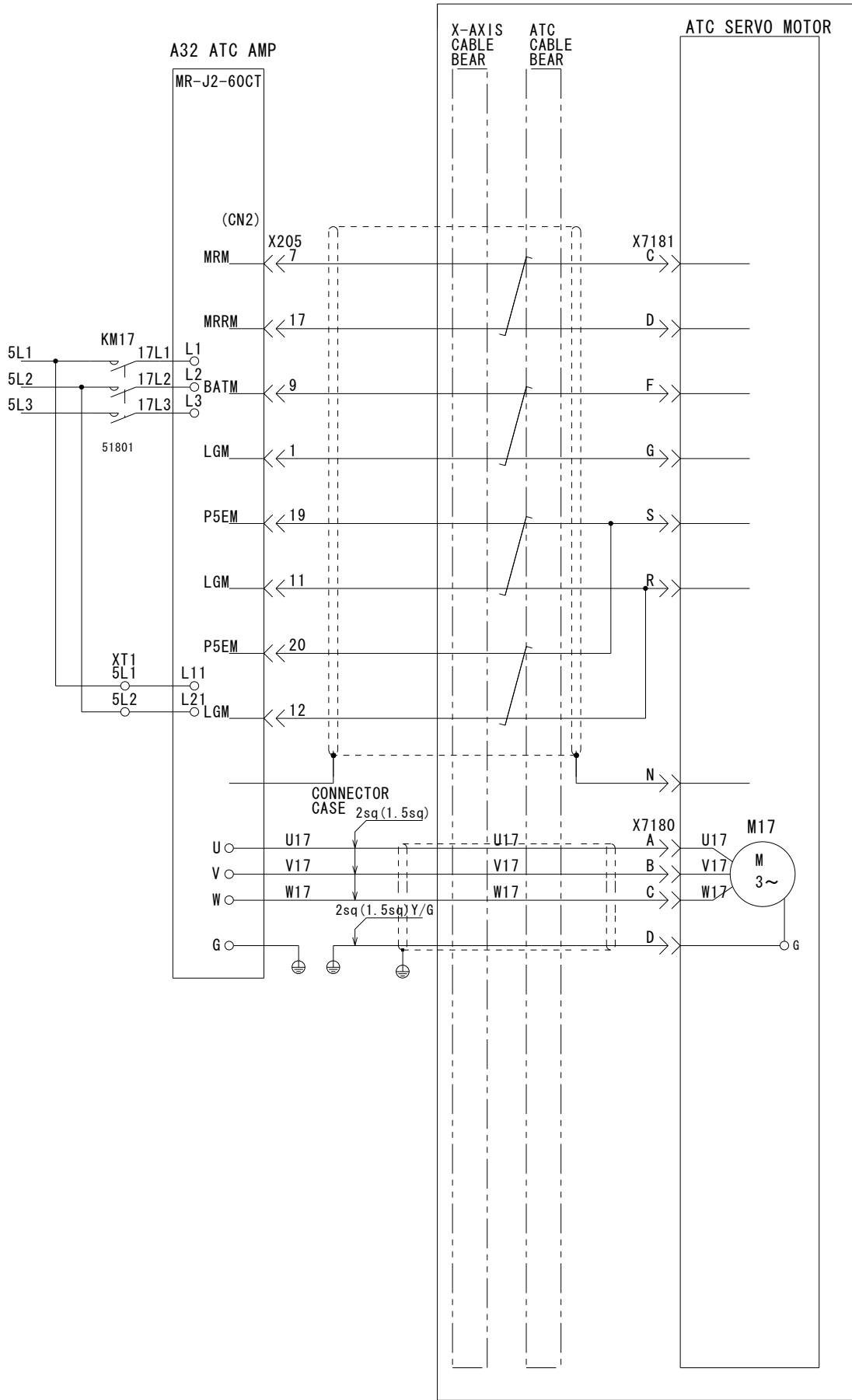
b |

△		 <p>YAMAZAKI MAZAK CORPORATION</p>	APR'D BY	CHK'D BY	DRWN BY	TITLE
△			12/12/2007	12/12/2007	12/12/2007	MAGAZINE SW. BOX
△			R. HULL	H. ISHIHARA	A. KAWASAKI	
△						DRWN NO. 587002401750

This product is subject to all the applicable Japanese Foreign Exchange and Foreign Trade Law.
 本品は『外国為替及び外国貿易法』に該当しますので外国に輸出する場合には同法に基づく許可を必要とします。

00
01
02
03
04
05
06
07
08
09
10
11
12
13
14
15
16
17
18
19
20
21
22
23

MACHINE SIDE



ENCODER
FOR POSITION F/B

SERVO MOTOR
TYPE: HA-FF63C-UE
0.5kW

ARMATURE

△			APR'D BY	CHK'D BY	DRWN BY	TITLE
△			12/12/2007	12/12/2007	12/12/2007	ATC SERVO MOTOR
△			R. HULL	H. ISHIHARA	A. KAWASAKI	DRWN NO.
△						587002401800



This product is subject to all the applicable Japanese Foreign Exchange and Foreign Trade Law.
 本品は『外国為替及び外国貿易法』に該当しますので外国に輸出する場合には同法に基づく許可を必要とします。

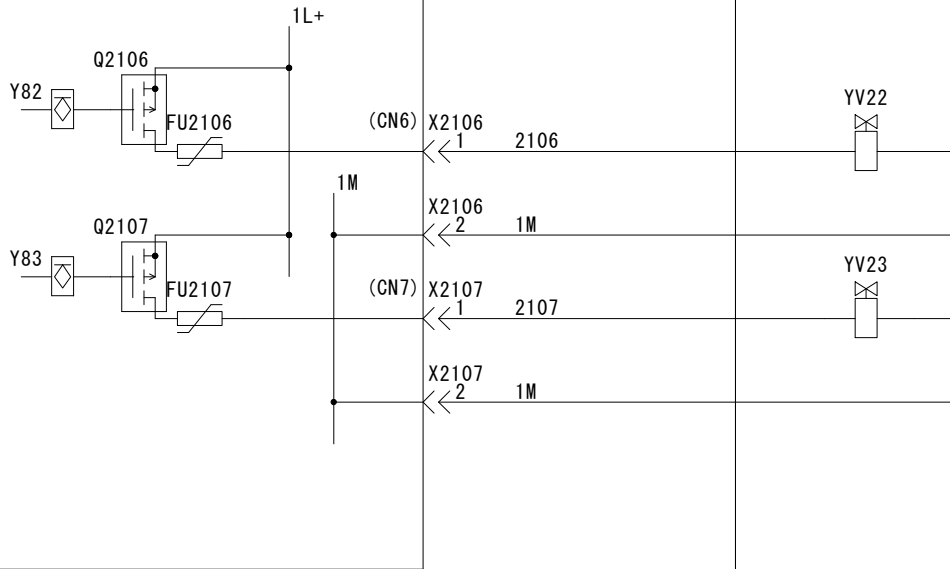
00

MACHINE SIDE

01

JB50 SADDLE BOX

AP21 REMOTE I/O UNIT



ATC COVER OPEN SOL.

02

03

04

05

06

07

08

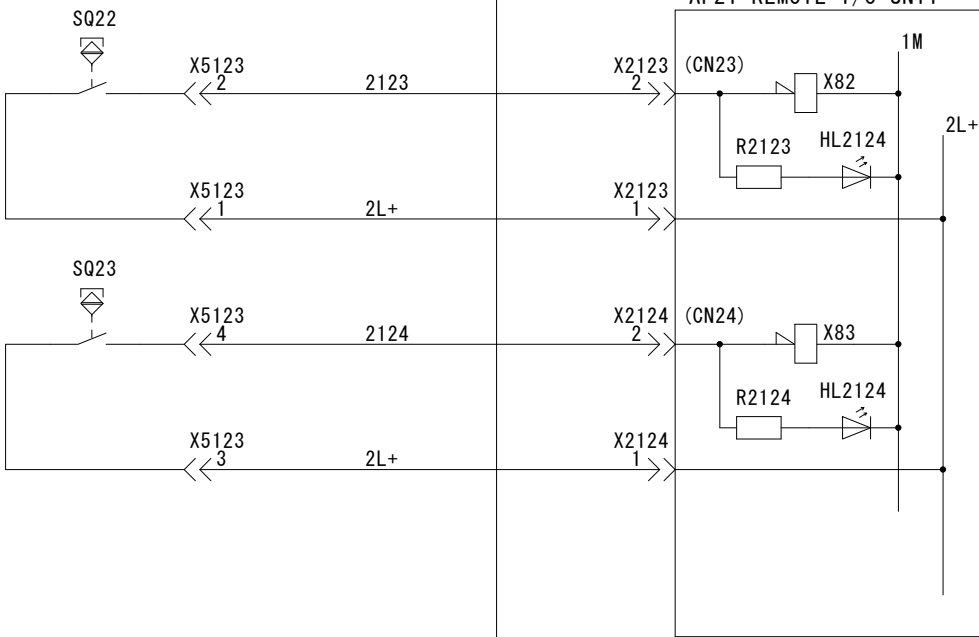
09

10

11

JB50 SADDLE BOX

AP21 REMOTE I/O UNIT



ATC COVER OPEN

12

13

14

15

16

17

18


19

20

21

22

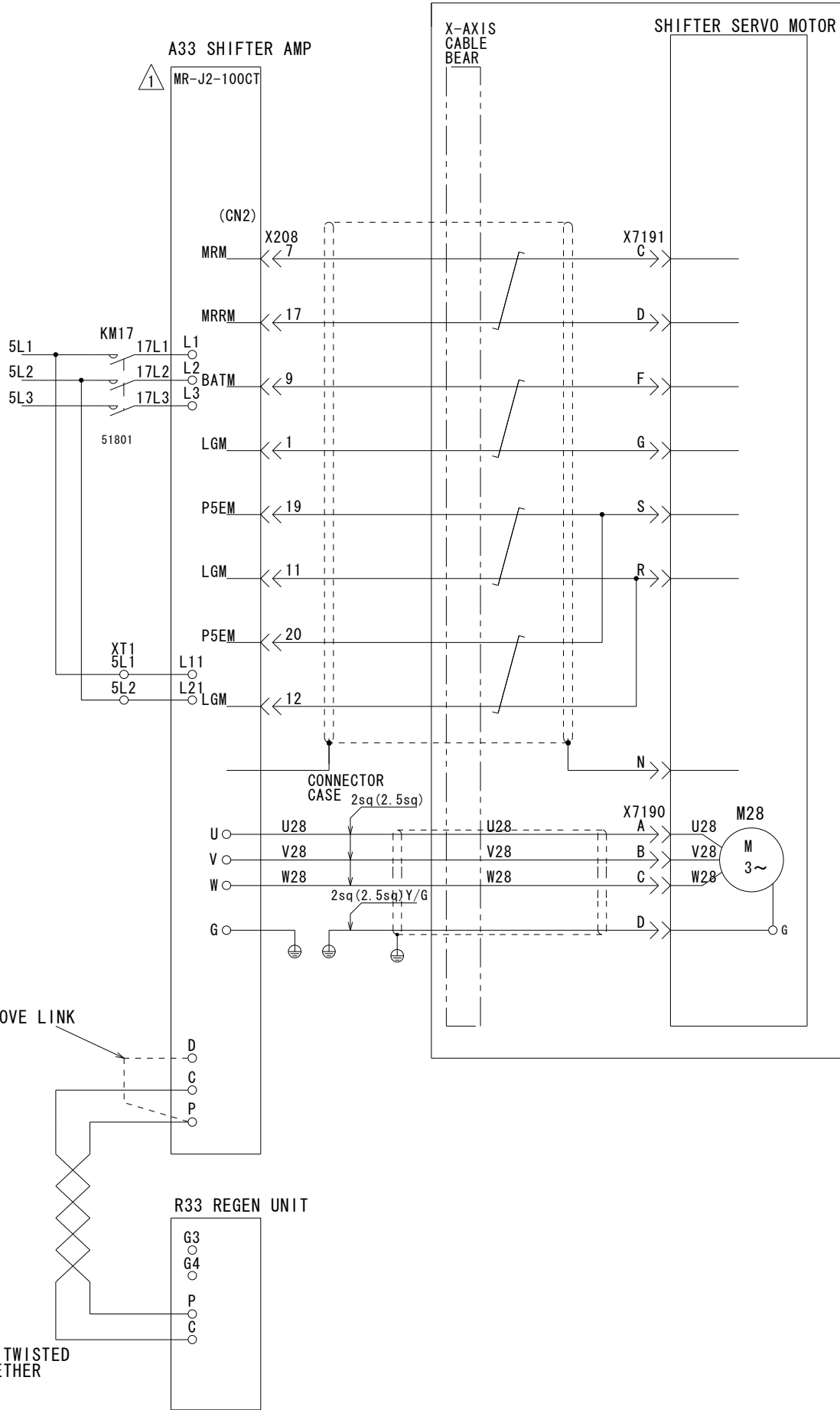
23

△		 YAMAZAKI MAZAK CORPORATION	APR'D BY	CHK'D BY	DRWN BY	TITLE
△			12/12/2007	12/12/2007	12/12/2007	ATC COVER
△			R. HULL	H. ISHIHARA	A. KAWASAKI	
△						DRWN NO. 587002401820

This product is subject to all the applicable Japanese Foreign Exchange and Foreign Trade Law.
 本品は『外国為替及び外国貿易法』に該当しますので外国に輸出する場合には同法に基づく許可を必要とします。

00
01
02
03
04
05
06
07
08
09
10
11
12
13
14
15
16
17
18
19
20
21
22
23

MACHINE SIDE



ENCODER FOR POSITION FEEDBACK

SERVO MOTOR
TYPE: HC-SF102K
1.0kW

△				APR'D BY	CHK'D BY	DRWN BY	TITLE
△				12/12/2007	12/12/2007	12/12/2007	SHIFTER SERVO MOTOR
△				R. HULL	H. ISHIHARA	A. KAWASAKI	DRWN NO.
△							587002401901
△	EH587HA030E00 - DRIVE & MOTOR TYPE CHANGED 12/10/09 GH						



This product is subject to all the applicable Japanese Foreign Exchange and Foreign Trade Law.
 本品は『外国為替及び外国貿易法』に該当しますので外国に輸出する場合には同法に基づく許可を必要とします。

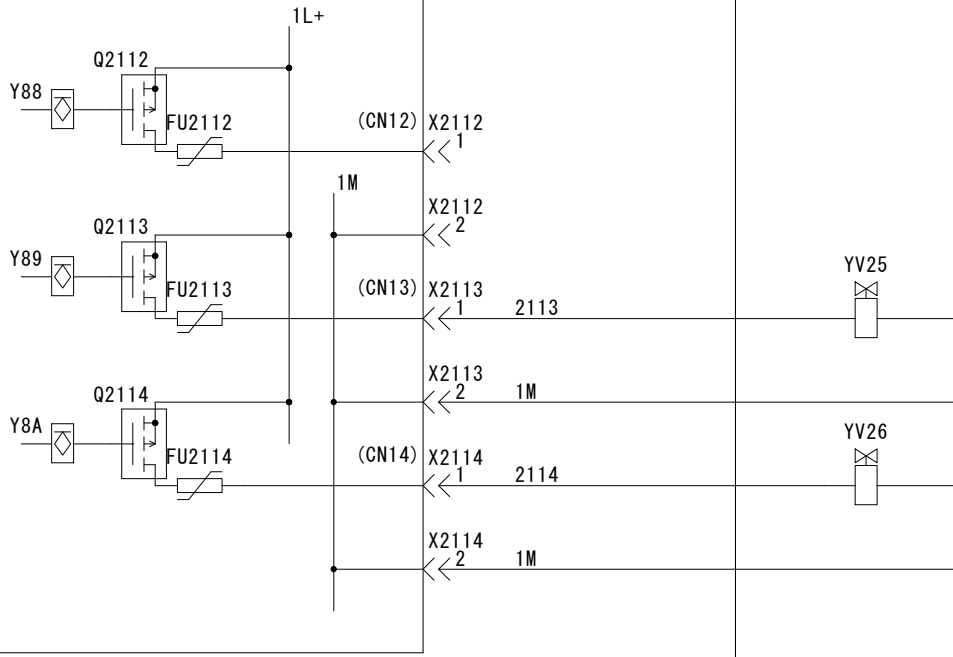
00

MACHINE SIDE

01

JB50 SADDLE BOX

AP21 REMOTE I/O UNIT



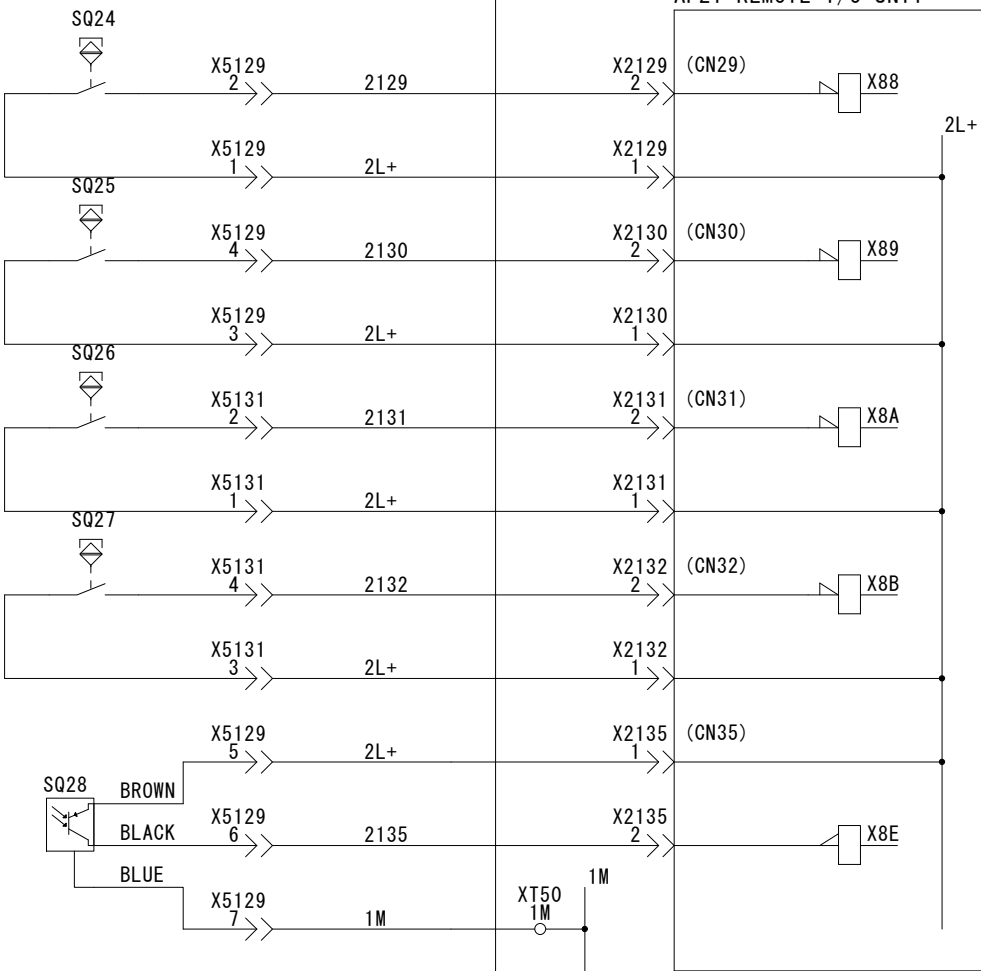
YV25
HOLDER UNLOCK SOL.

YV26
HOLDER UP SOL.

10

JB50 SADDLE BOX

AP21 REMOTE I/O UNIT



X2129 (CN29)
X88
2L+
HOLDER LOCK RS

X2130 (CN30)
X89
HOLDER UNLOCK RS

X2131 (CN31)
X8A
HOLDER UP RS

X2132 (CN32)
X8B
HOLDER DOWN RS

X2135 (CN35)
X8E
TOOL DETECT

23

△	
△	
△	
△	
△	

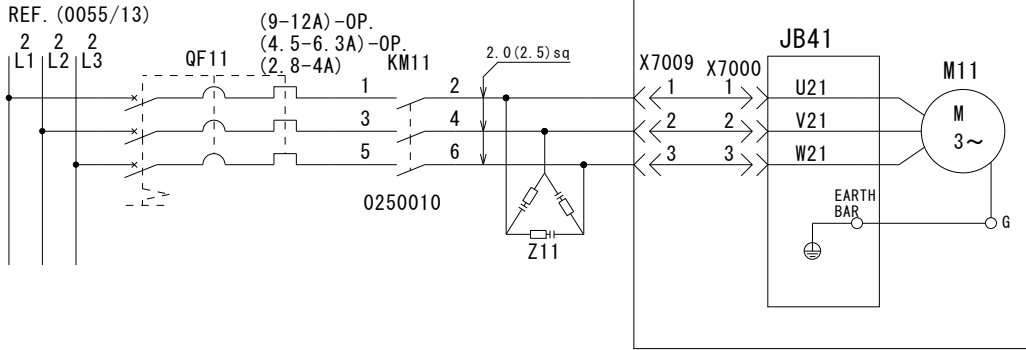


APR'D BY	CHK'D BY	DRWN BY
12/12/2007	12/12/2007	12/12/2007
R. HULL	H. ISHIHARA	A. KAWASAKI

TITLE
TOOL HOLDER LOCK/UNLOCK UP/DW
DRWN NO. 587002401910

This product is subject to all the applicable Japanese Foreign Exchange and Foreign Trade Law.
 本品は『外国為替及び外国貿易法』に該当しますので外国に輸出する場合には同法に基づく許可を必要とします。

00
01
02
03
04
05
06
07
08
09
10
11
12
13
14
15
16
17
18
19
20
21
22
23



FLOOD/SP COOLANT PUMP MOTOR
0.325KW/0.52KW 50Hz/60Hz
(MTH2-30/3)
200V 50Hz 3.5A
200V 60Hz 3.5A


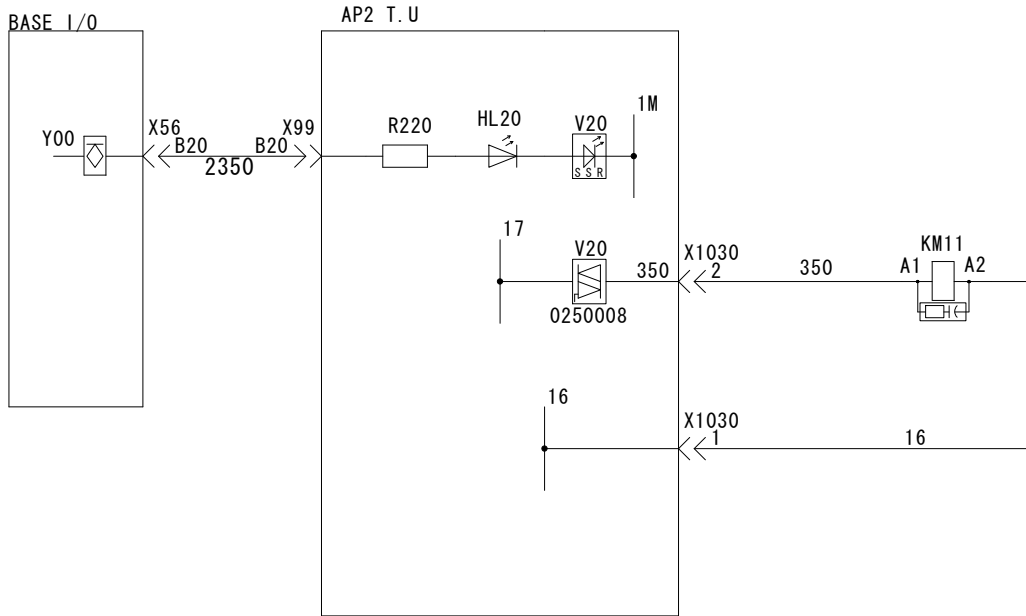
THROUGH COOLANT PUMP MOTOR (5kgf) (OP.) (YMUK STD)
0.635KW/1.04KW 50Hz/60Hz
(MTH2-60/6)
200V 50Hz 5.8A
200V 60Hz 6.0A

HIGH PRESSURE THR. COOLANT PUMP MOTOR (15kgf) (OP.)


<GRUNDFOS>
2.2KW/3.0KW 50Hz/60Hz
(50Hz: CRK2-180AMA)
(60Hz: CRK2-130AMA)
200V 50Hz 9.05A
200V 60Hz 11.6A
<VOGEL>
2.2kw 50Hz 9.4A

a | 0250010 0255012
b |

FLOOD/SP THROUGH COOLANT PUMP
a | 0250002 0255001
b |



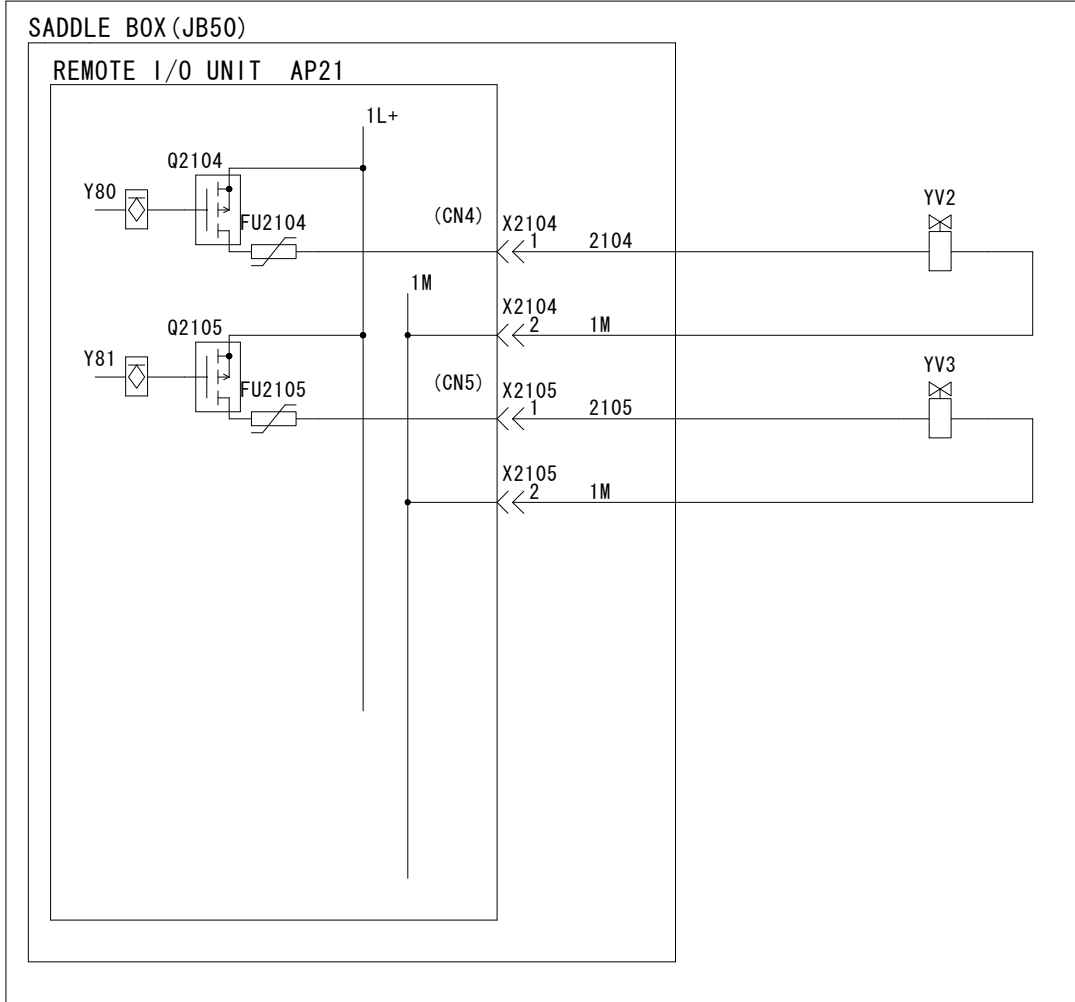
THERMAL TRIP ALARM

△		 YAMAZAKI MAZAK CORPORATION	APR'D BY	CHK'D BY	DRWN BY	TITLE
△			12/12/2007	12/12/2007	12/12/2007	FLOOD COOLANT
△			R. HULL	H. ISHIHARA	A. KAWASAKI	
△						DRWN NO. 587002402500

This product is subject to all the applicable Japanese Foreign Exchange and Foreign Trade Law.
 本品は『外国為替及び外国貿易法』に該当しますので外国に輸出する場合には同法に基づく許可を必要とします。

00
01
02
03
04
05
06
07
08
09
10
11
12
13
14
15
16
17
18
19
20
21
22
23

MACHINE SIDE



FLOOD COOLANT SOL.

THROUGH COOLANT SOL.

△	
△	
△	
△	



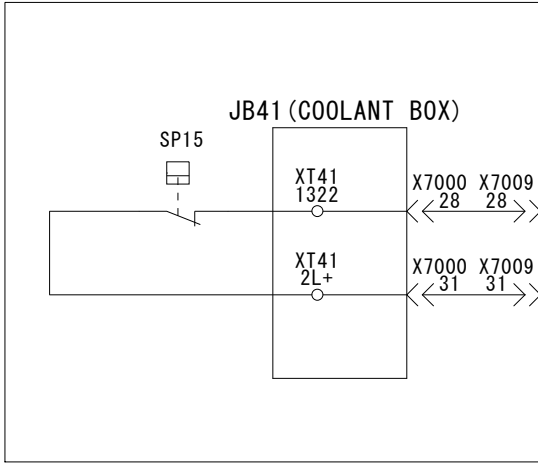
APR'D BY	CHK'D BY	DRWN BY
12/12/2007	12/12/2007	12/12/2007
R. HULL	H. ISHIHARA	A. KAWASAKI

TITLE
FLOOD & SP. THROUGH COOLANT SOL.
DRWN NO. 587002402510

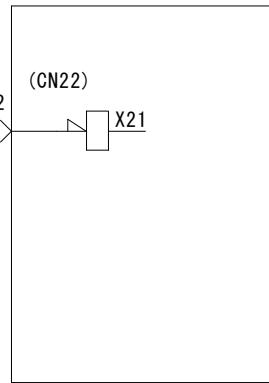
This product is subject to all the applicable Japanese Foreign Exchange and Foreign Trade Law.
 本品は『外国為替及び外国貿易法』に該当しますので外国に輸出する場合には同法に基づく許可を必要とします。

00
01
02
03
04
05
06
07
08
09
10
11
12
13
14
15
16
17
18
19
20
21
22
23


MACHINE SIDE



AP13
REMOTE I/O UNIT (OP.)

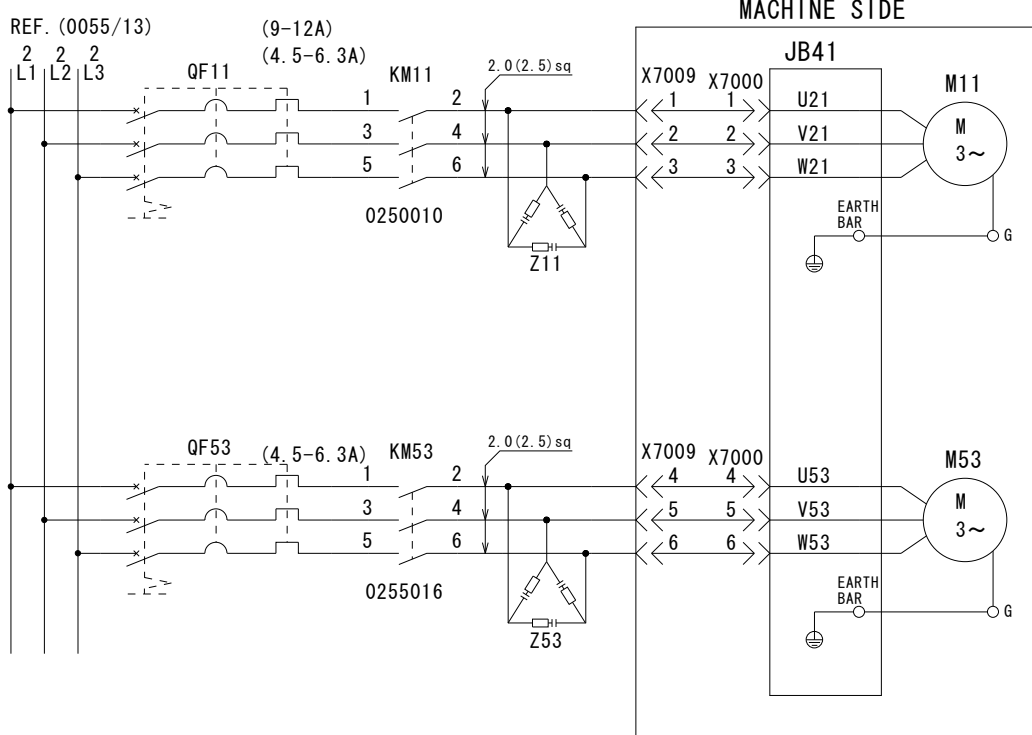


LINE FILTER
(HIGH PRESSURE THROUGH
PRESSURE DOWN)

△		 YAMAZAKI MAZAK CORPORATION	APR'D BY	CHK'D BY	DRWN BY	TITLE
△			12/12/2007	12/12/2007	12/12/2007	LINE FILTER (OP)
△			R. HULL	H. ISHIHARA	A. KAWASAKI	
△						DRWN NO. 587002402520

This product is subject to all the applicable Japanese Foreign Exchange and Foreign Trade Law.
 本品は『外国為替及び外国貿易法』に該当しますので外国に輸出する場合には同法に基づく許可を必要とします。

00
01
02
03
04
05
06
07
08
09
10
11
12
13
14
15
16
17
18
19
20
21
22
23

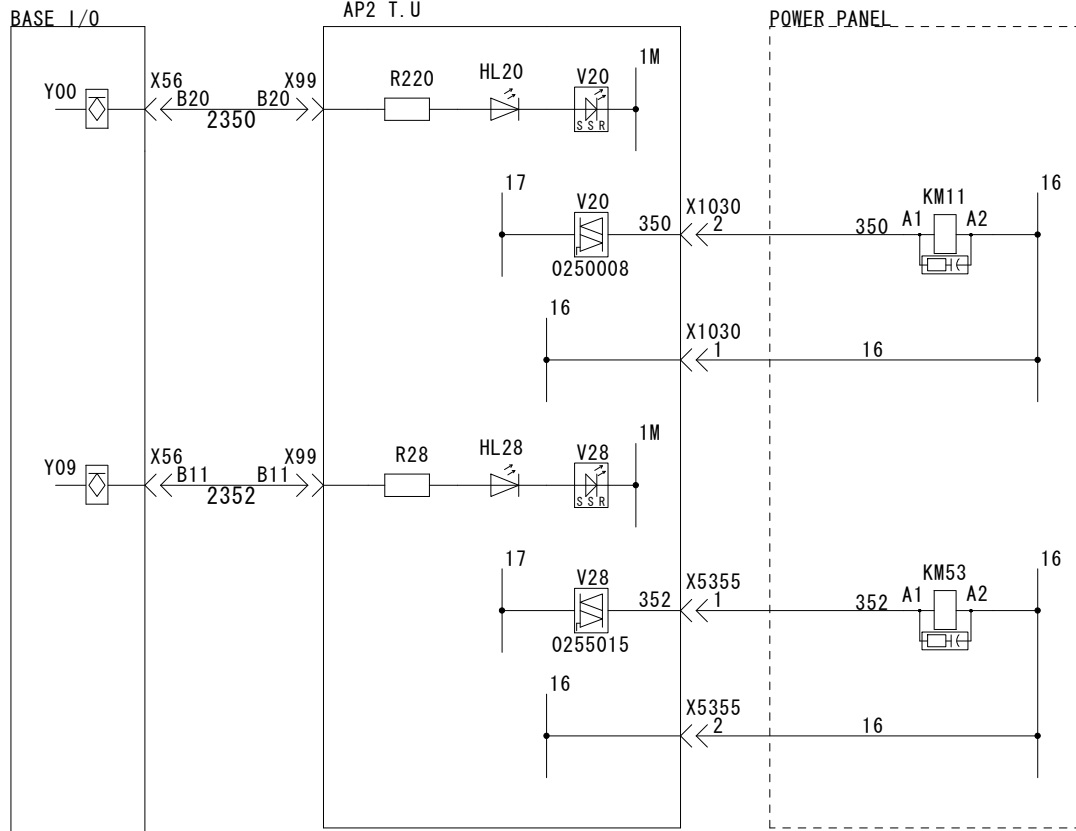


THROUGH COOLANT PUMP MOTOR (5kgf)
 0.635KW/1.04KW 50Hz/60Hz
 (MTH2-60/6)
 200V 50Hz 5.8A
 200V 60Hz 6.0A

HIGH PRESSURE THROUGH COOLANT PUMP MOTOR (15kgf)
 <GRUNDFOS>
 2.2KW/3.0KW 50Hz/60Hz
 (50Hz:CRK2-180AMA)
 (60Hz:CRK2-130AMA)
 200V 50Hz 9.05A
 200V 60Hz 11.6A

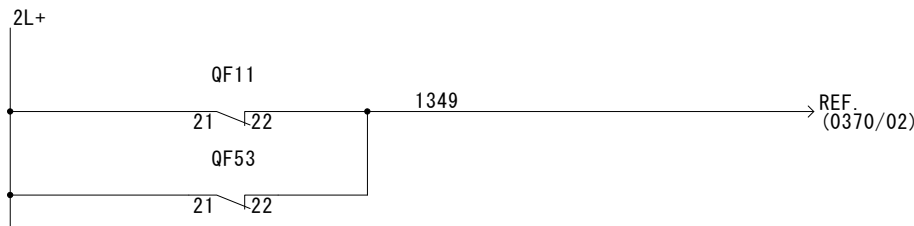
<VOGEL>
 2.2kw 50Hz 9.4A

FLOOD COOLANT PUMP MOTOR
 0.635KW/1.04KW 50Hz/60Hz
 (MTH2-60/6)
 200V 50Hz 5.8A
 200V 60Hz 6.0A




SPINDLE THROUGH COOLANT PUMP MOTOR STARTER
 a | 0255016
 b |

FLOOD COOLANT PUMP MOTOR STARTER
 a | 0255005
 b |

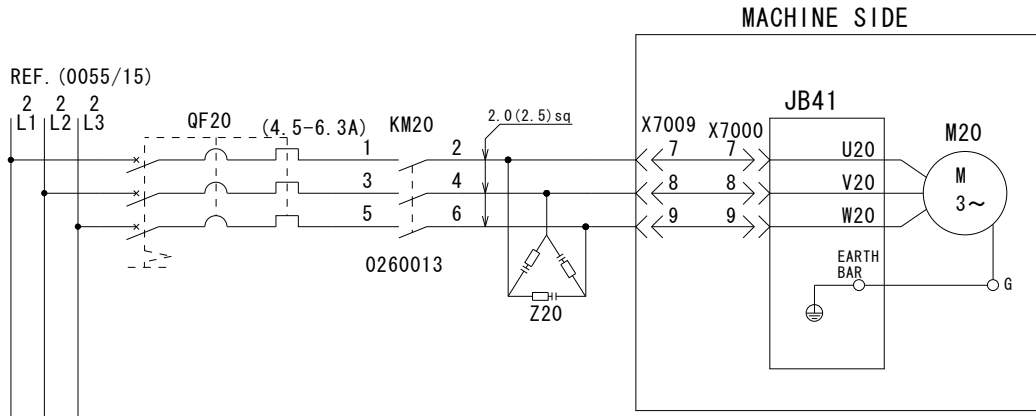


THERMAL TRIP ALARM

				APR'D BY	CHK'D BY	DRWN BY	TITLE	
				12/12/2007	12/12/2007	12/12/2007	FLOOD & THRU COOL SEP. PUMPS (OP)	
				R. HULL	H. ISHIHARA	A. KAWASAKI	DRWN NO. 587002402550	
 YAMAZAKI MAZAK CORPORATION								

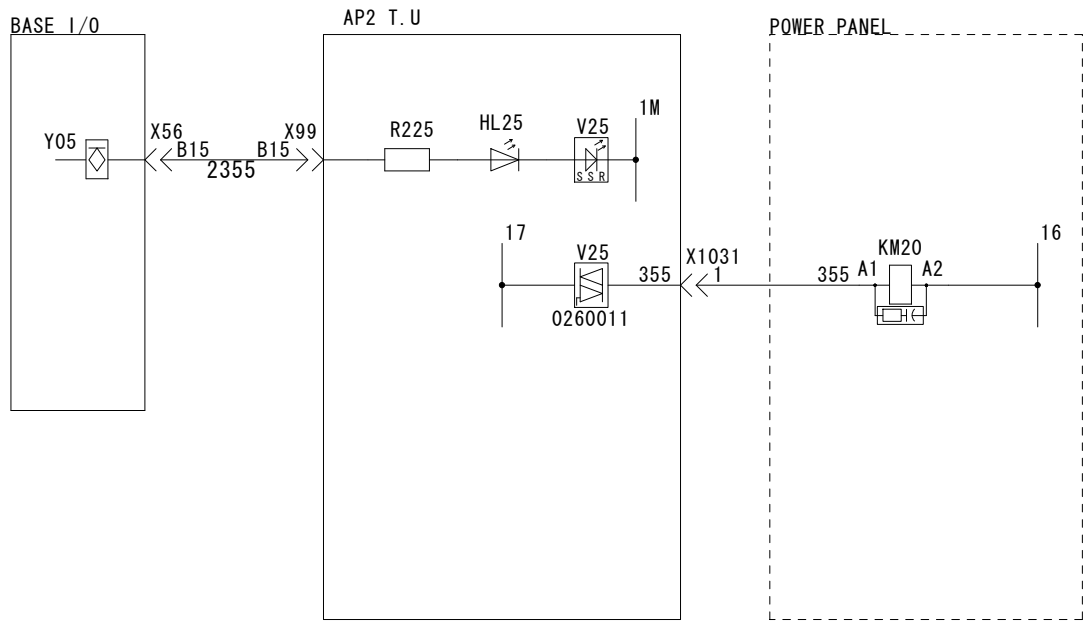
This product is subject to all the applicable Japanese Foreign Exchange and Foreign Trade Law.
 本品は『外国為替及び外国貿易法』に該当しますので外国に輸出する場合には同法に基づく許可を必要とします。

00
01
02
03
04
05
06
07
08
09
10
11
12
13
14
15
16
17
18
19
20
21
22
23



BEDWASH COOLANT PUMP MOTOR 1
 VTC800/30SR (STD)
 VTC820 (3X5X) (OP.)


(MTH4-40/4)
 0.96kw/1.5kw 50Hz/60Hz
 200V 50Hz 5.8A
 200V 60Hz 6.0A



a | 0260013 0261013
 b |

BEDWASH COOLANT PUMP MOTOR STARTER

a | 0260002 0261002
 b |

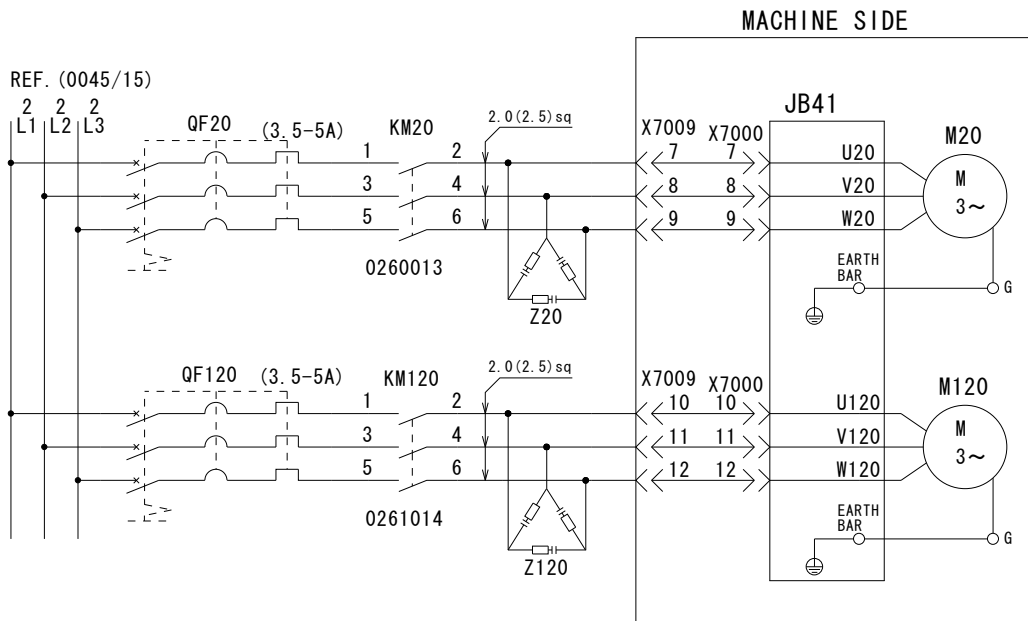


THERMAL TRIP ALARM

△		Mazak YAMAZAKI MAZAK CORPORATION	APR'D BY	CHK'D BY	DRWN BY	TITLE
△			12/12/2007	12/12/2007	12/12/2007	BEDWASH COOLANT PUMP 1
△			R. HULL	H. ISHIHARA	A. KAWASAKI	DRWN NO. 587002402600
△						

This product is subject to all the applicable Japanese Foreign Exchange and Foreign Trade Law.
 本品は『外国為替及び外国貿易法』に該当しますので外国に輸出する場合には同法に基づく許可を必要とします。

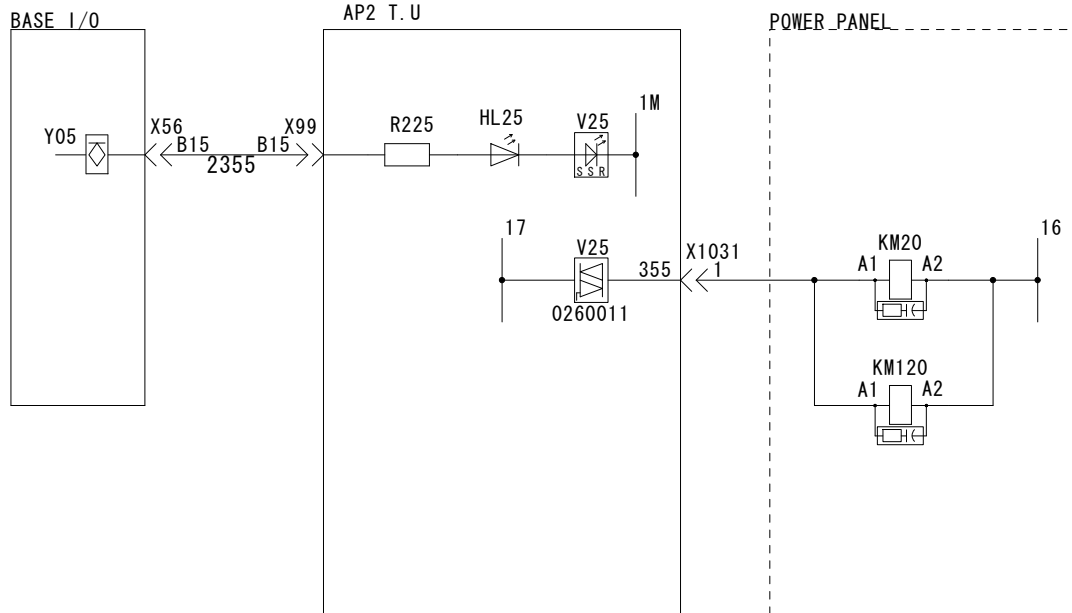
00
01
02
03
04
05
06
07
08
09
10
11
12
13
14
15
16
17
18
19
20
21
22
23



BEDWASH COOLANT PUMP MOTORS

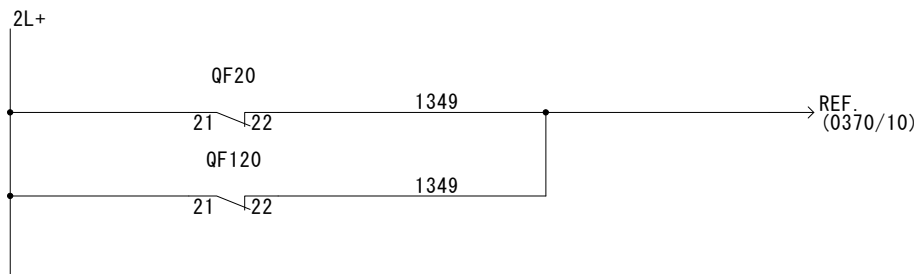
0.555kw/0.885kw 50Hz/60Hz
(MTH4-40/3)
200V 50Hz 3.7A(4.5A)
200V 60Hz 3.9A(4.5A)
(**): THERMAL SETTING

0.555kw/0.885kw 50Hz/60Hz
(MTH4-40/3)
200V 50Hz 3.7A(4.5A)
200V 60Hz 3.9A(4.5A)
(**): THERMAL SETTING



BEDWASH COOLANT PUMP MOTOR STARTER

a | 0261005
b |

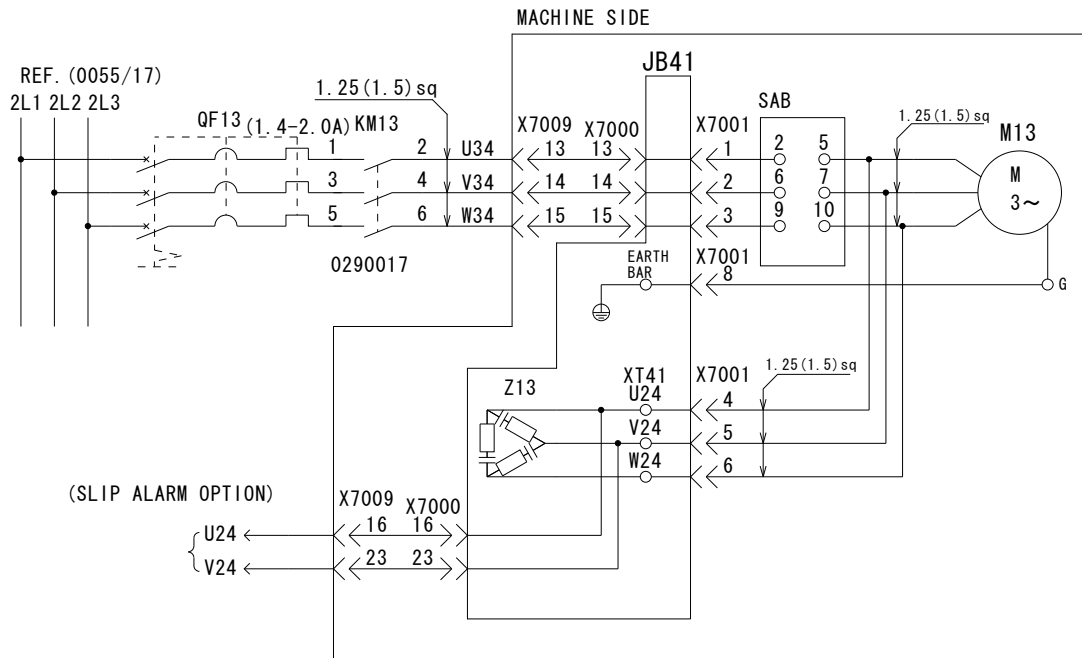


THERMAL TRIP ALARM

△		<p>YAMAZAKI MAZAK CORPORATION</p>	APR'D BY	CHK'D BY	DRWN BY	TITLE
△			12/12/2007	12/12/2007	12/12/2007	BEDWASH COOLANT 2 PUMPS (OP)
△			R. HULL	H. ISHIHARA	A. KAWASAKI	DRWN NO.
△						587002402610

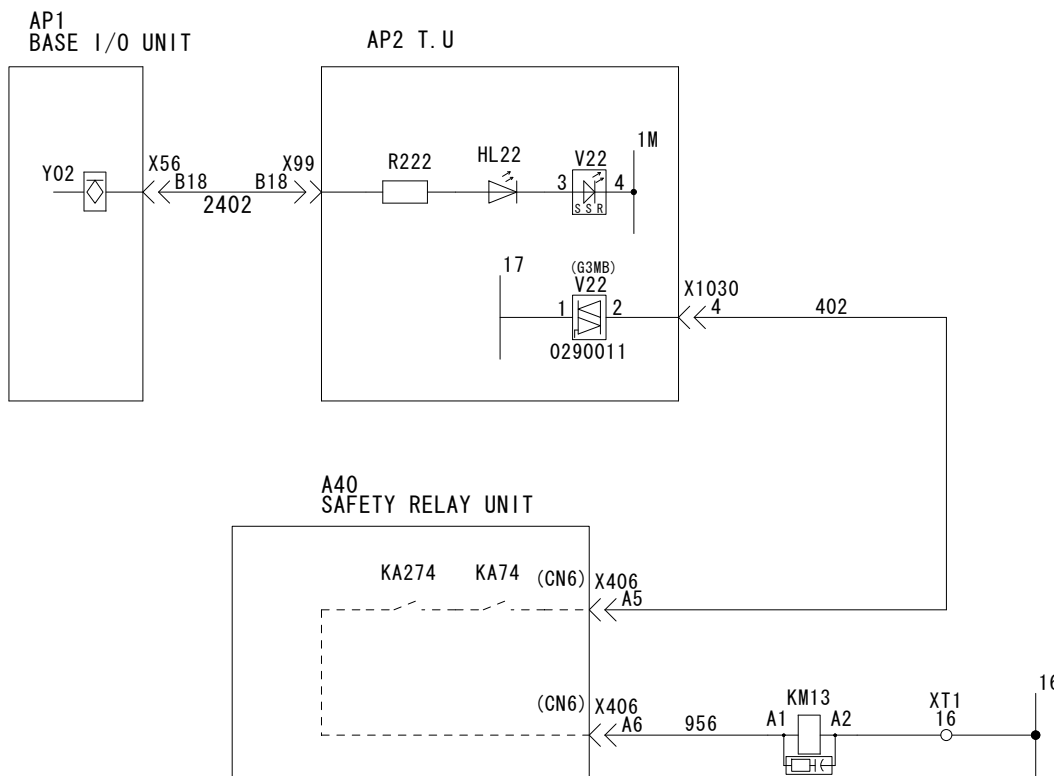
This product is subject to all the applicable Japanese Foreign Exchange and Foreign Trade Law.
 本品は『外国為替及び外国貿易法』に該当しますので外国に輸出する場合には同法に基づく許可を必要とします。

00
01
02
03
04
05
06
07
08
09
10
11
12
13
14
15
16
17
18
19
20
21
22
23



CHIP CONVEYOR
MOTOR (OPTION)


0.12/0.25 KW
200V 50Hz 1.7A



a | 0290012 0291016
b |

CHIP CONVEYOR
STARTER

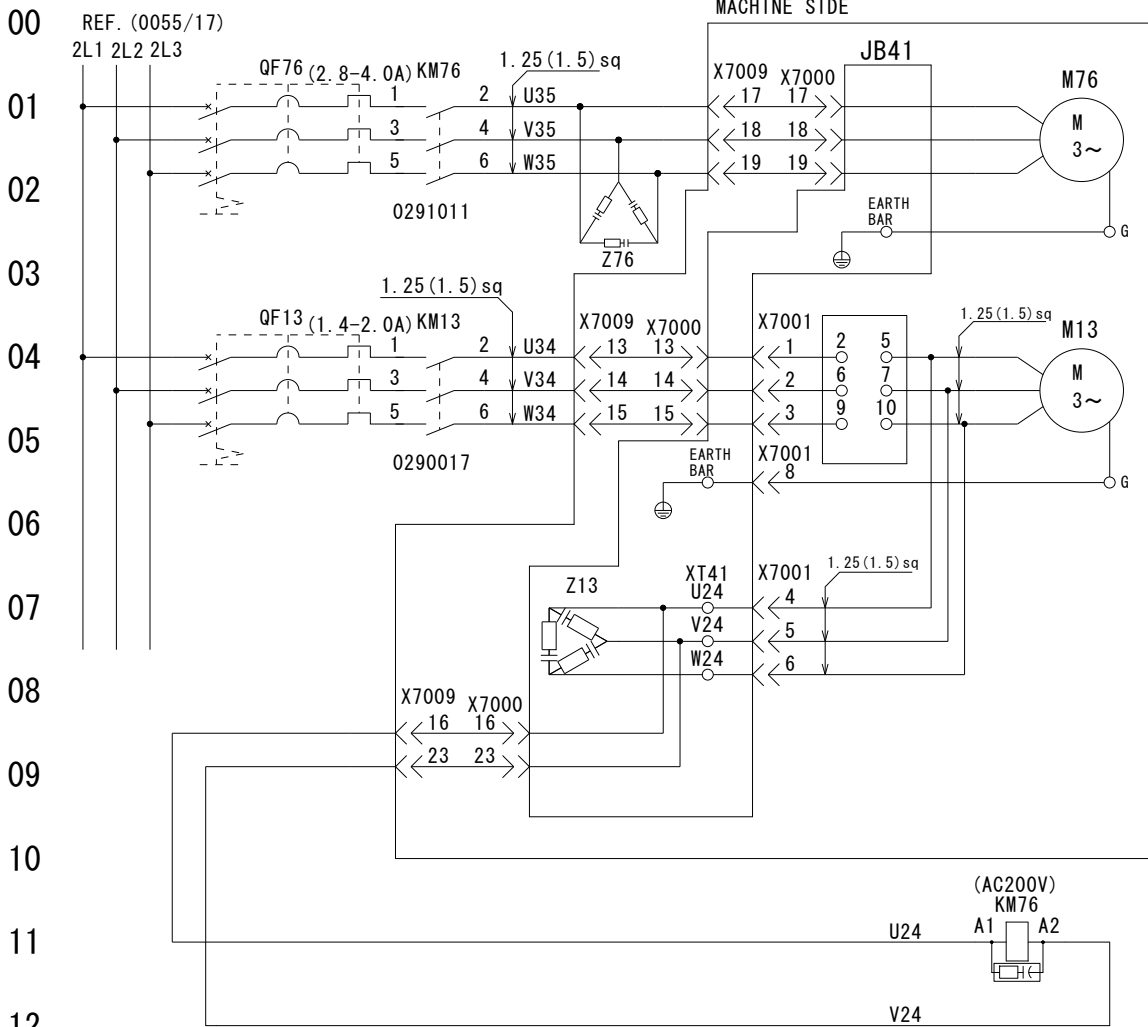
a | 0290001 0291004
b |



THERMAL TRIP ALARM

△		 YAMAZAKI MAZAK CORPORATION	APR'D BY	CHK'D BY	DRWN BY	TITLE
△			12/12/2007	12/12/2007	12/12/2007	CHIP CONVEYOR (OPTION)
△			R. HULL	H. ISHIHARA	GH	DRWN NO.
△						587002402900

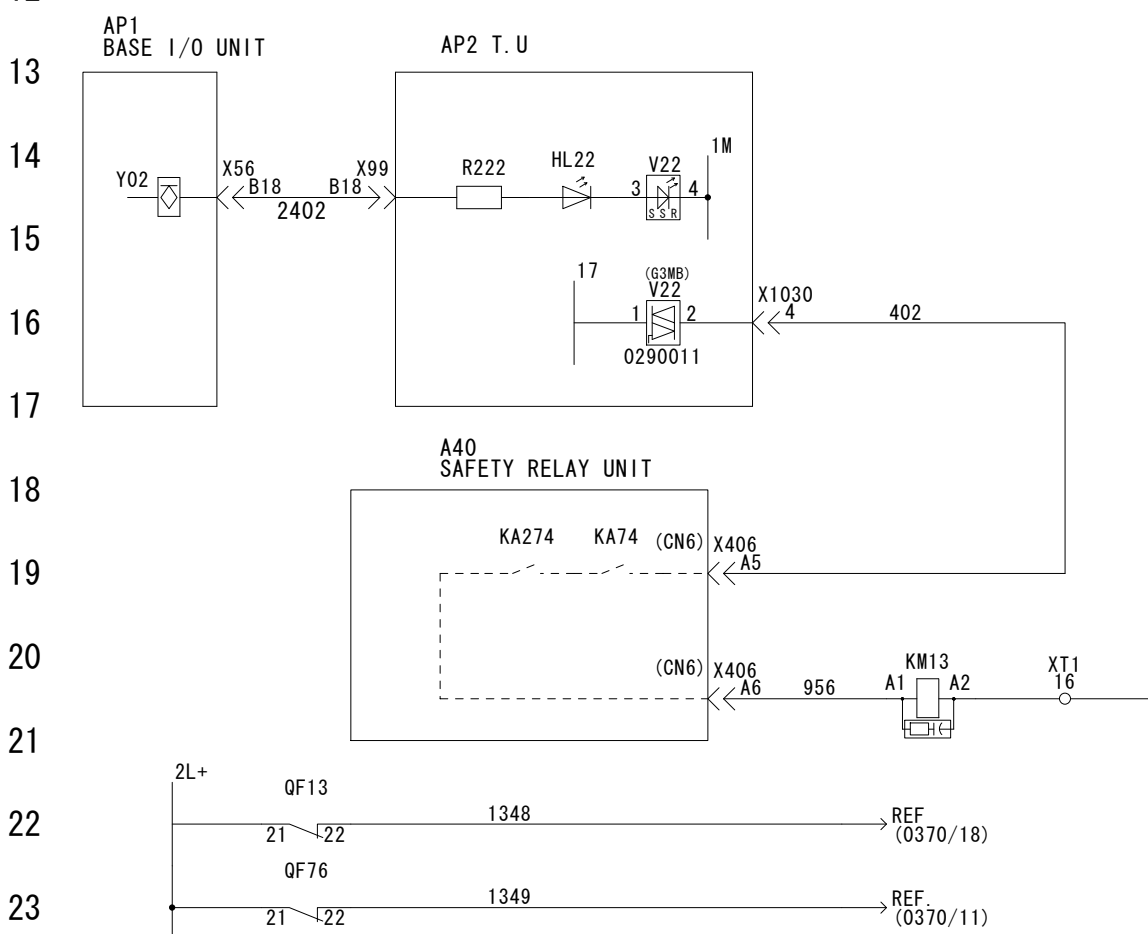
This product is subject to all the applicable Japanese Foreign Exchange and Foreign Trade Law.
 本品は『外国為替及び外国貿易法』に該当しますので外国に輸出する場合には同法に基づく許可を必要とします。



BACKWASH PUMP MOTOR (OPTION)
 (MTH2-60/2)
 200V 50Hz 0.325KW 3.5A
 200V 60Hz 0.520KW 3.5A


CHIP CONVEYOR MOTOR (OPTION)
 0.12/0.25 KW
 200V 50Hz 1.7A

CHIP CONVEYER COOLANT STARTER
 a | 0291001
 b |



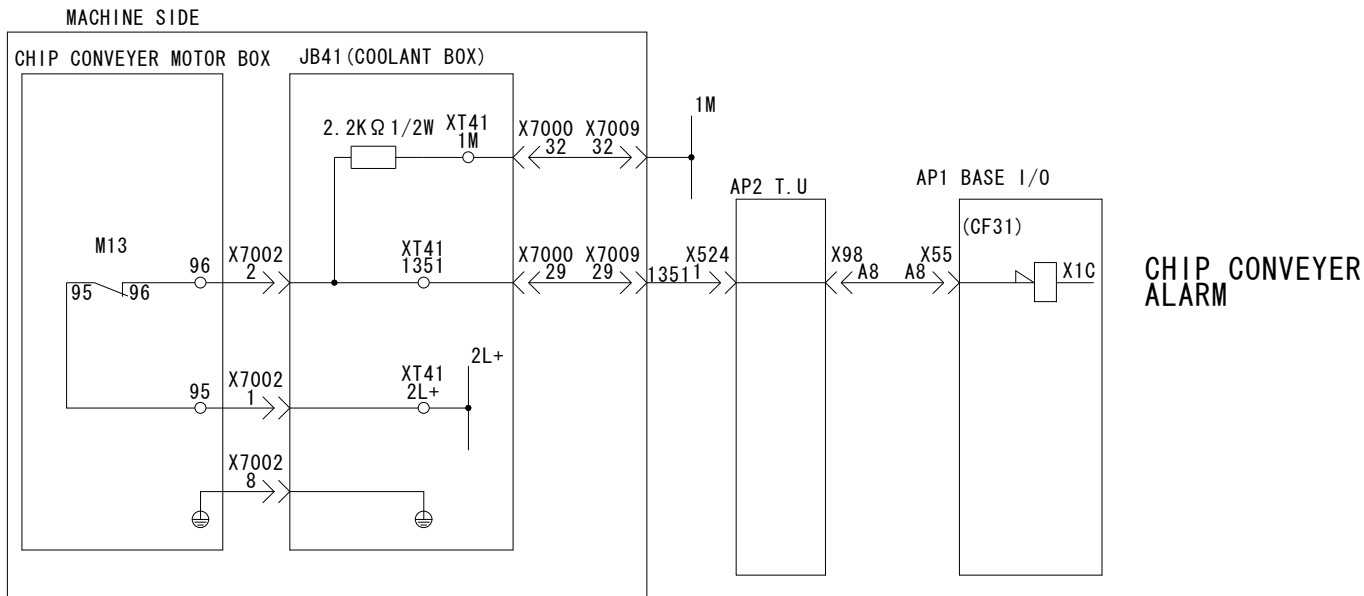
CHIP CONVEYOR STARTER


THERMAL TRIP ALARM

△		APR'D BY	CHK'D BY	DRWN BY	TITLE
△		12/12/2007	12/12/2007	12/12/2007	CHIP CONVEYOR CONSEP 2000 (OP)
△		R. HULL	H. ISHIHARA	GH	DRWN NO. 587002402910
△		 YAMAZAKI MAZAK CORPORATION			
△					

This product is subject to all the applicable Japanese Foreign Exchange and Foreign Trade Law. 本品は『外国為替及び外国貿易法』に該当しますので外国に輸出する場合には同法に基づく許可を必要とします。

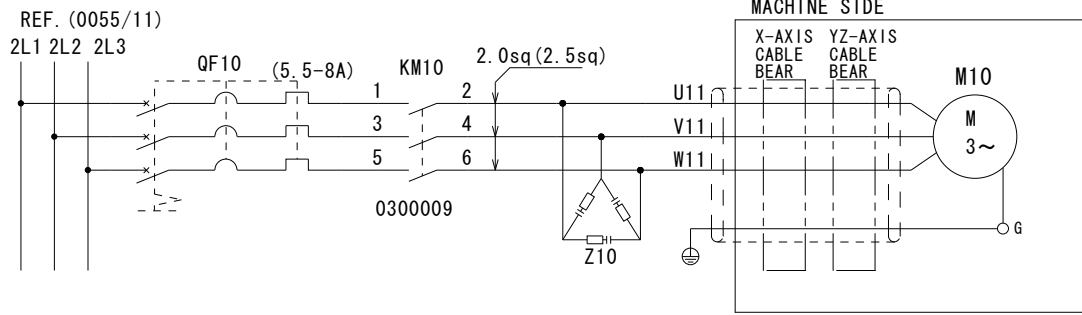
00
01
02
03
04
05
06
07
08
09
10
11
12
13
14
15
16
17
18
19
20
21
22
23



△		 YAMAZAKI MAZAK CORPORATION	APR'D BY	CHK'D BY	DRWN BY	TITLE
△			12/12/2007	12/12/2007	12/12/2007	CHIP CONVEYER SLIP ALARM (OP)
△			R. HULL	H. ISHIHARA	A. KAWASAKI	DRWN NO.
△						587002402920

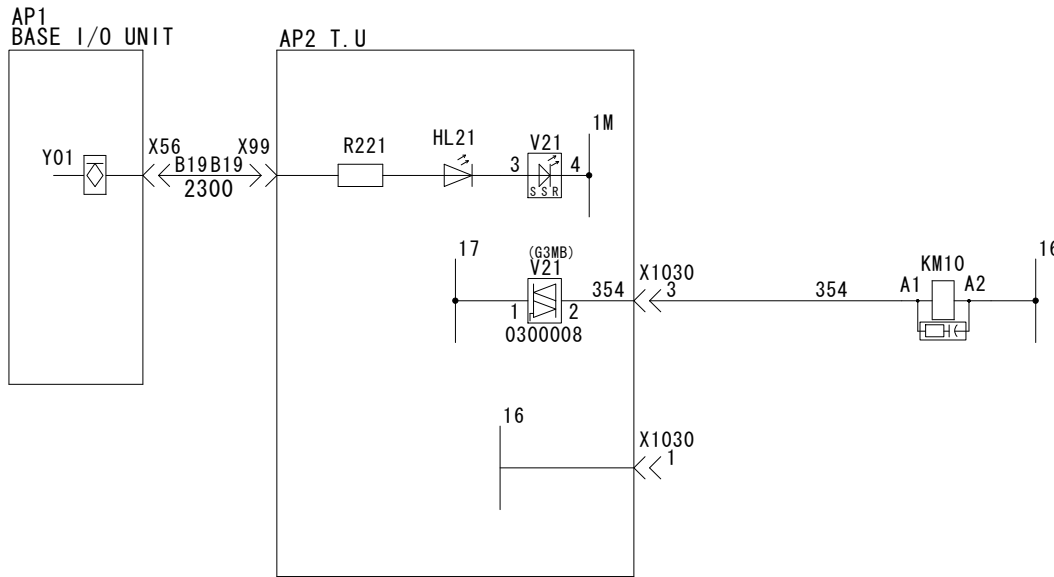
This product is subject to all the applicable Japanese Foreign Exchange and Foreign Trade Law.
 本品は『外国為替及び外国貿易法』に該当しますので外国に輸出する場合には同法に基づく許可を必要とします。

00
01
02
03
04
05
06
07
08
09
10
11
12
13
14
15
16
17
18
19
20
21
22
23



HYDRAULIC PUMP MOTOR (KAYABA)

1.2kW 2P
200V 50Hz 7.8A
200V 60Hz 5.7A



HYDRAULIC PUMP MOTOR STARTER (ATC ONLY)

a | 0300009 0301009
b |

a | 0300001
b |

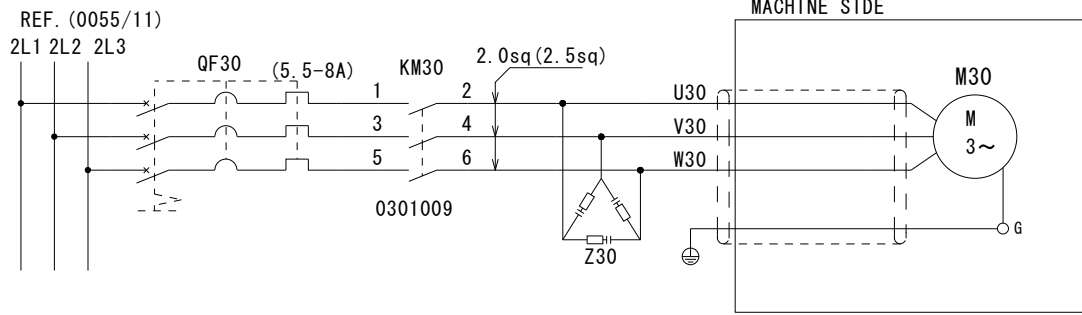


THERMAL TRIP ALARM

△		 YAMAZAKI MAZAK CORPORATION	APR'D BY	CHK'D BY	DRWN BY	TITLE
△			12/12/2007	12/12/2007	12/12/2007	HYDRAULIC PUMP MOTOR (3X, 5X)
△			R. HULL	H. ISHIHARA	A. KAWASAKI	DRWN NO.
△						587002403000

This product is subject to all the applicable Japanese Foreign Exchange and Foreign Trade Law.
 本品は『外国為替及び外国貿易法』に該当しますので外国に輸出する場合には同法に基づく許可を必要とします。

00



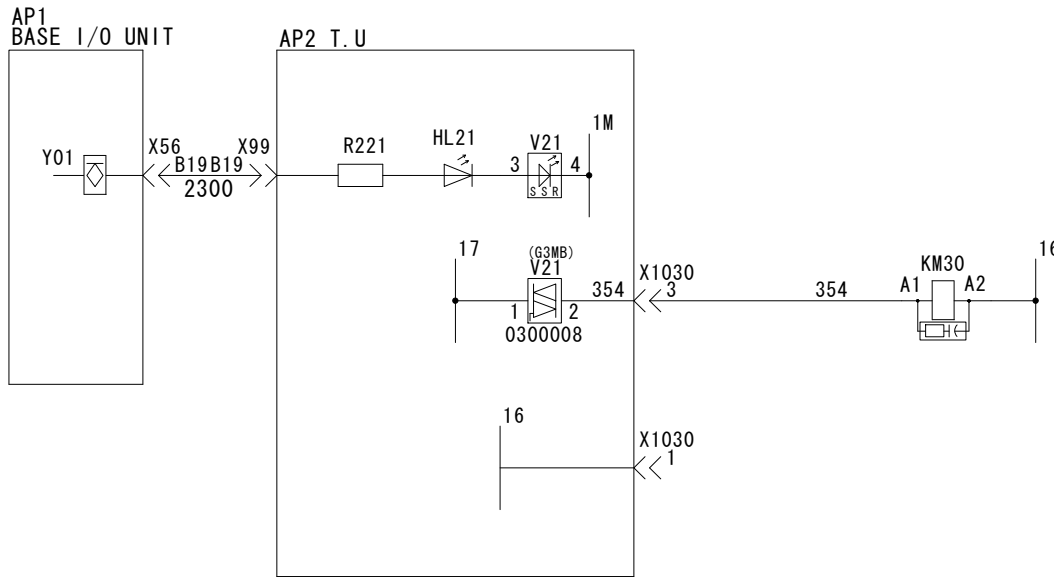
HYDRAULIC PUMP MOTOR (NACHI)

1.5kW
200V 50Hz 7.1A
200V 60Hz 6.6A

04

05

06



HYDRAULIC PUMP MOTOR STARTER (MACHINE READY ON)

a| 0301001
b|

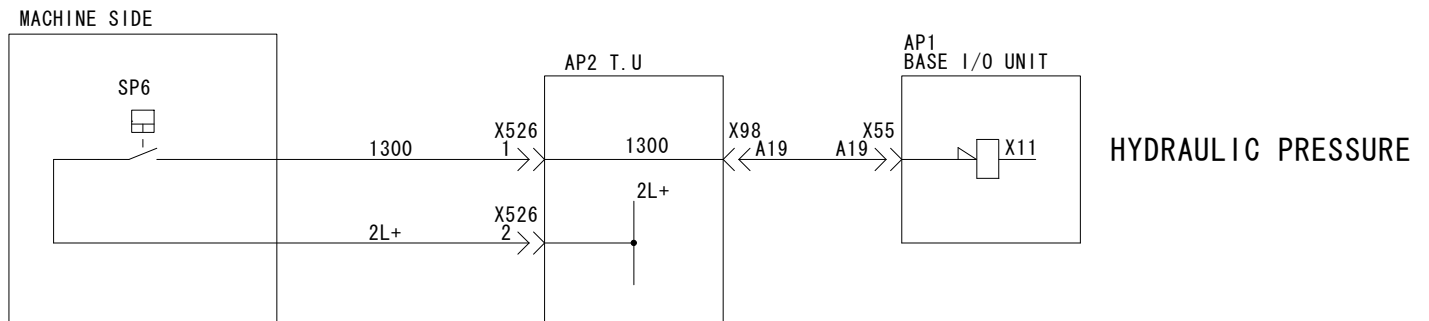
14



THERMAL TRIP ALARM

16

17



HYDRAULIC PRESSURE

22

23

△		 YAMAZAKI MAZAK CORPORATION	APR'D BY	CHK'D BY	DRWN BY	TITLE
△			12/12/2007	12/12/2007	12/12/2007	HYDRAULIC PUMP MOTOR (SR)
△			R. HULL	H. ISHIHARA	A. KAWASAKI	
△						DRWN NO. 587002403010

This product is subject to all the applicable Japanese Foreign Exchange and Foreign Trade Law. 本品は『外国為替及び外国貿易法』に該当しますので外国に輸出する場合には同法に基づく許可を必要とします。

00
01
02
03
04
05
06
07
08
09
10
11
12
13
14
15
16
17
18
19
20
21
22
23

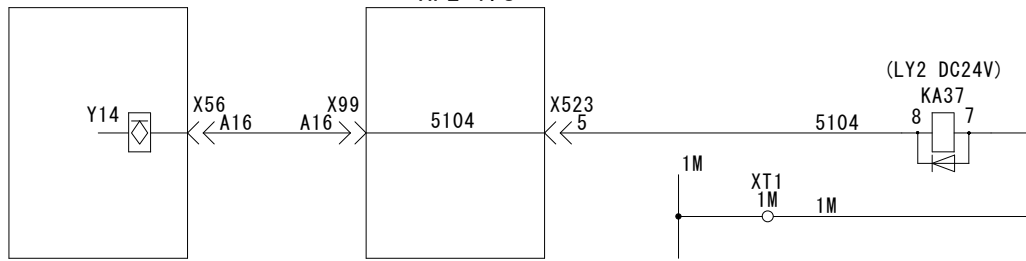
AP1 BASE I/O UNIT

AP2 T. U

(LY2 DC24V)

CHILLER UNIT ON

a | 0320010
b |



MACHINE SIDE

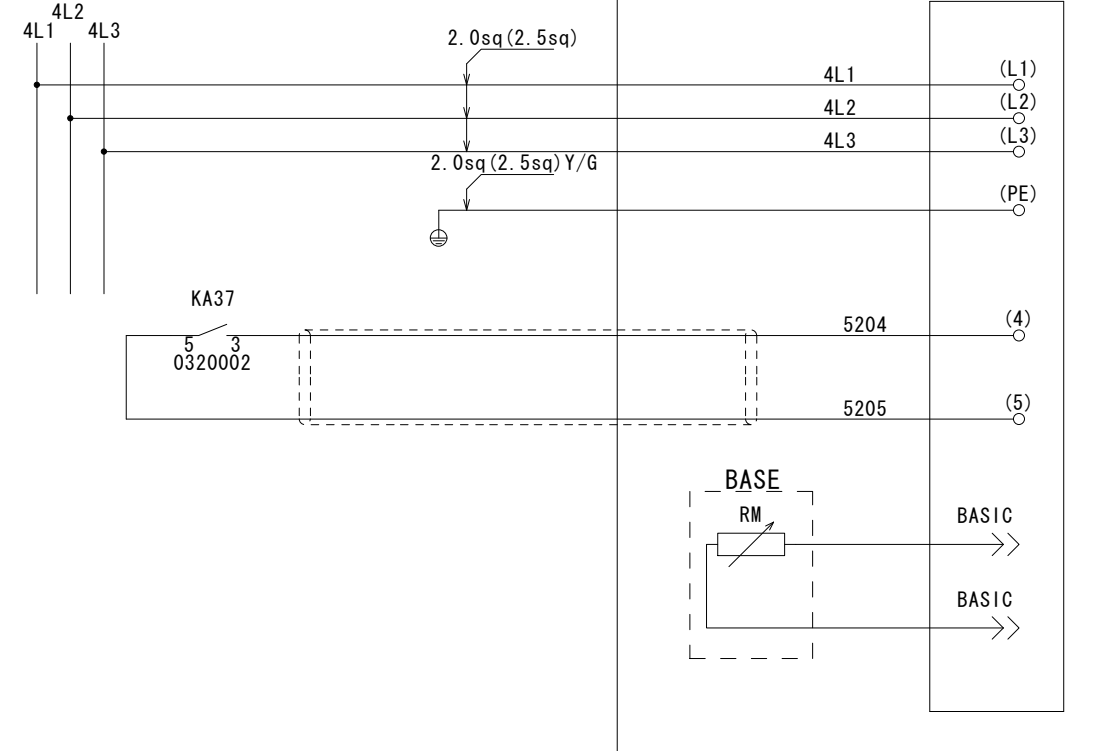
CHILLER UNIT

CHILLER UNIT (KOUWA)

REMOTE ON

BASE TEMPERATURE
DETECTING SENSOR
(THERMISTOR)

REF. (0055/01)

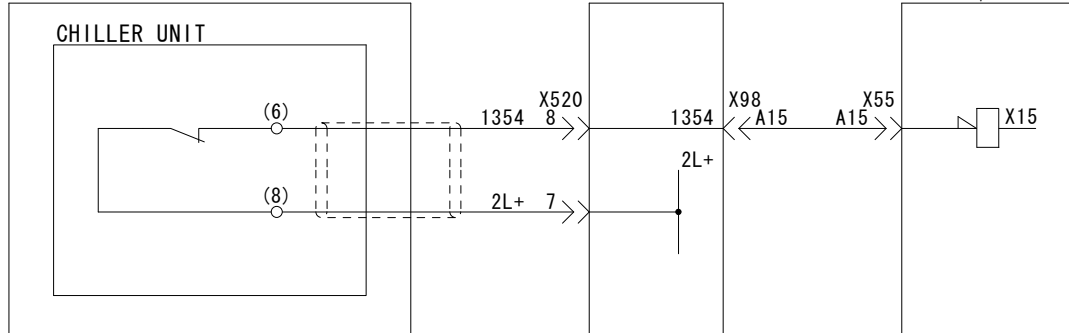


MACHINE SIDE

AP2 T. U

AP1
BASE I/O UNIT

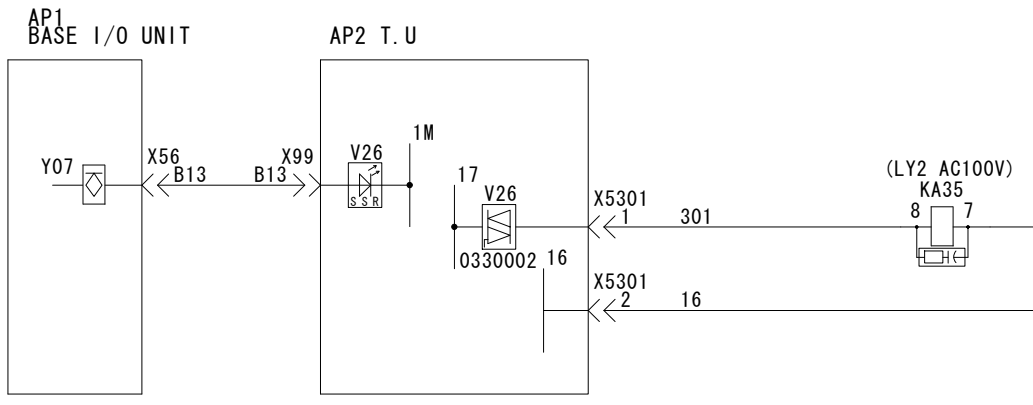
CHILLER UNIT ALARM



△		 YAMAZAKI MAZAK CORPORATION	APR'D BY	CHK'D BY	DRWN BY	TITLE
△			12/12/2007	12/12/2007	12/12/2007	CHILLER UNIT
△			R. HULL	H. ISHIHARA	A. KAWASAKI	
△						DRWN NO. 587002403200

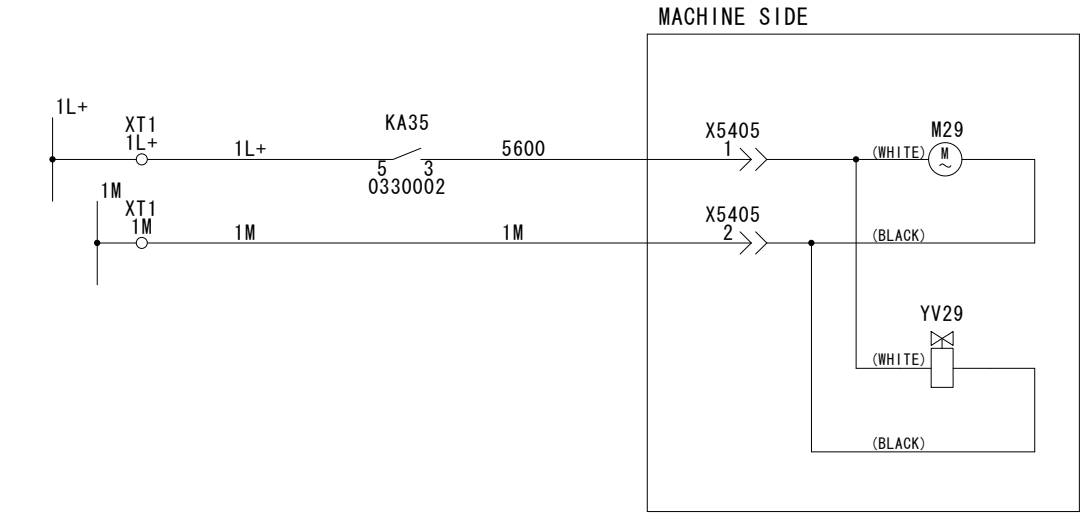
This product is subject to all the applicable Japanese Foreign Exchange and Foreign Trade Law.
 本品は『外国為替及び外国貿易法』に該当しますので外国に輸出する場合には同法に基づく許可を必要とします。

00
01
02
03
04
05
06
07
08
09
10
11
12
13
14
15
16
17
18
19
20
21
22
23



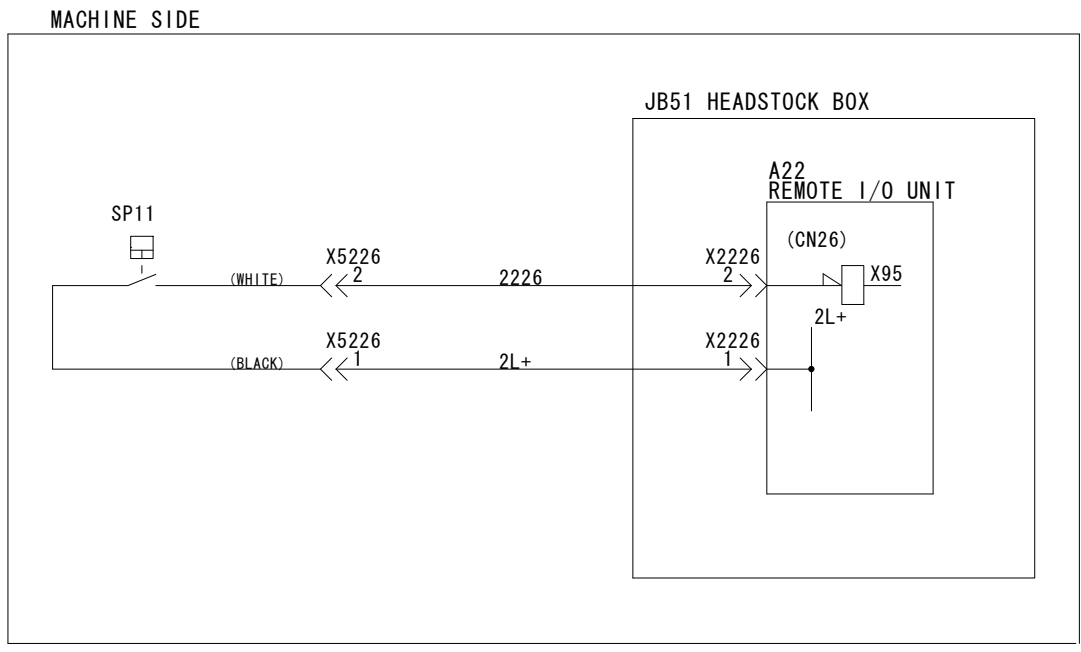
GREASE PUMP MOTOR START

a	0330002
b	
a	0330008
b	



GREASE PUMP MOTOR
3.0A (START)
0.8A (NOMAL)

GREASE PRESSURE DOWN VALVE
1.1A (NOMINAL)

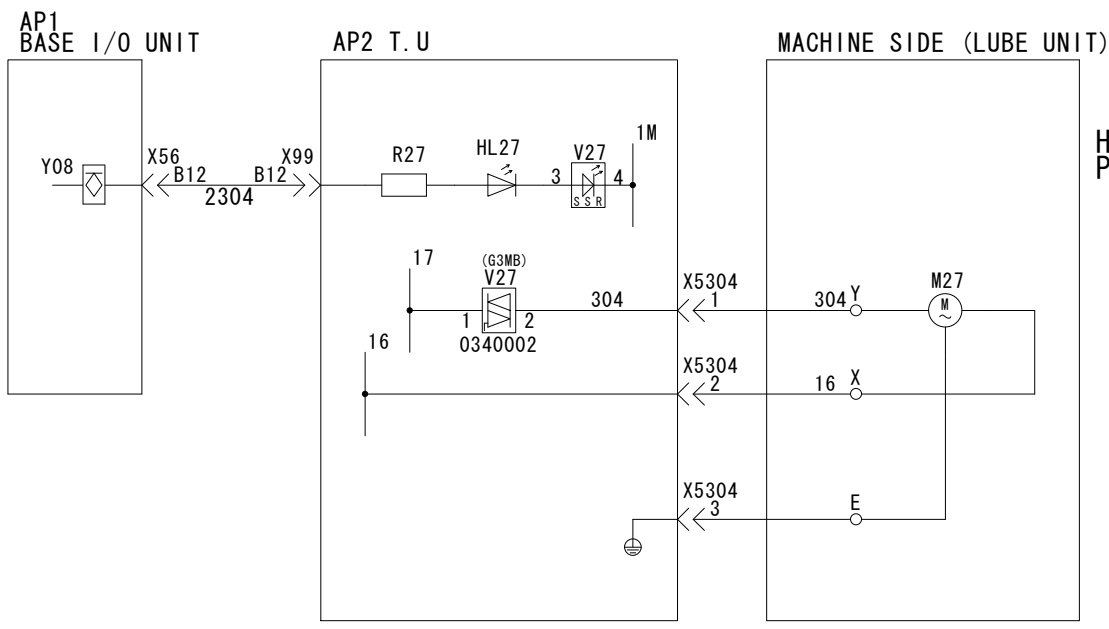


GREASE PRESSURE SWITCH

△		 YAMAZAKI MAZAK CORPORATION	APR'D BY	CHK'D BY	DRWN BY	TITLE
△			12/12/2007	12/12/2007	12/12/2007	GREASE PUMP
△			R. HULL	H. ISHIHARA	A. KAWASAKI	
△						DRWN NO. 587002403300

This product is subject to all the applicable Japanese Foreign Exchange and Foreign Trade Law.
 本品は『外国為替及び外国貿易法』に該当しますので外国に輸出する場合には同法に基づく許可を必要とします。

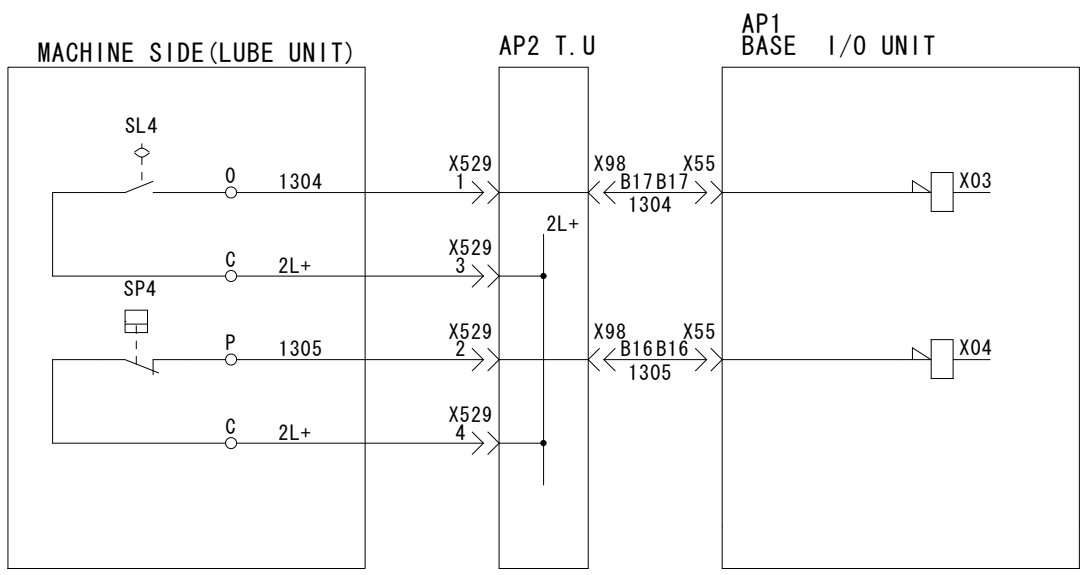
00
01
02
03
04
05
06
07
08
09
10
11
12
13
14
15
16
17
18
19
20
21
22
23



HEAD LUBE PUMP MOTOR

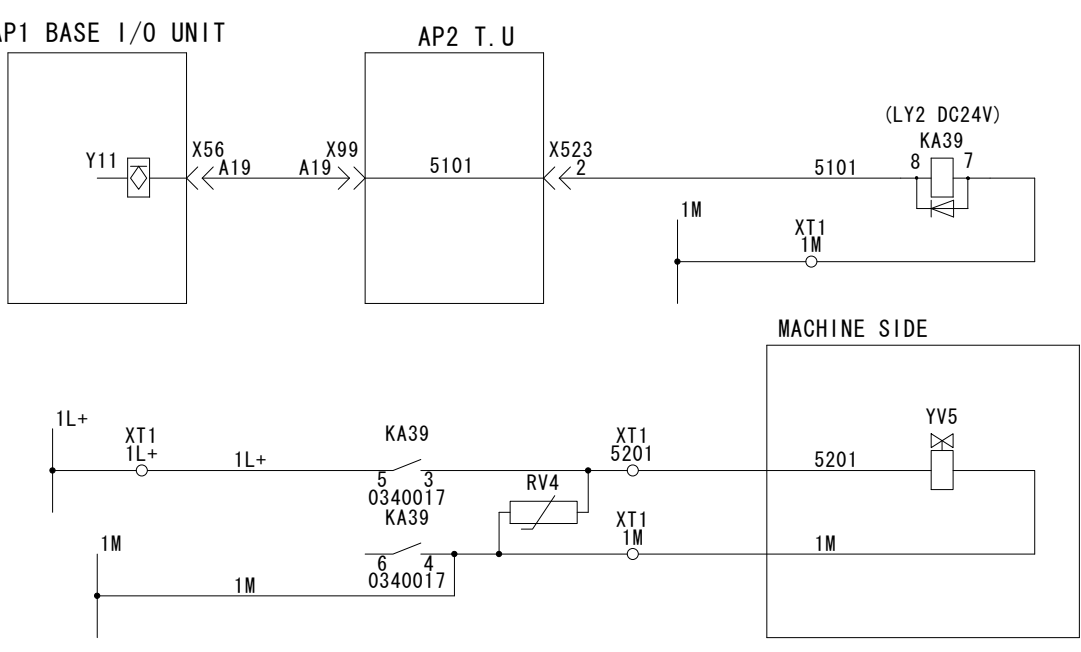
a | 0340003
b | _____

19W/18W 50Hz/60Hz
100V 50Hz 1.5A
100V 60Hz 1.3A



HEAD LUBE ALARM OIL LEVEL LOW


HEAD LUBE ALARM OIL PRESSURE DOWN



OIL & AIR ON

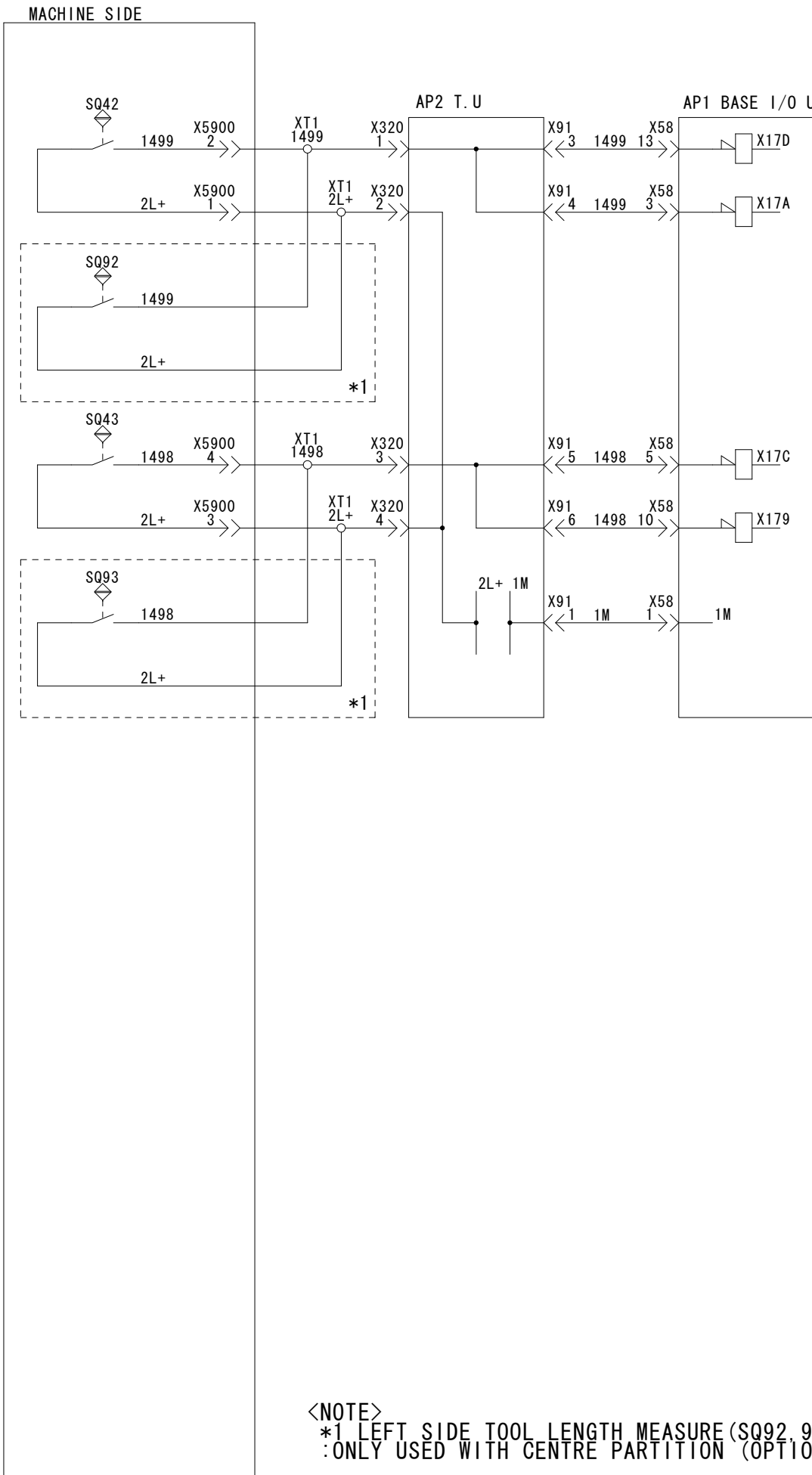
a | 0340021 0340022
b | _____

OIL & AIR SOL.

△		 YAMAZAKI MAZAK CORPORATION	APR'D BY	CHK'D BY	DRWN BY	TITLE
△			12/12/2007	12/12/2007	12/12/2007	HEAD LUBE PUMP
△			R. HULL	H. ISHIHARA	A. KAWASAKI	
△						DRWN NO. 587002403400

This product is subject to all the applicable Japanese Foreign Exchange and Foreign Trade Law.
 本品は『外国為替及び外国貿易法』に該当しますので外国に輸出する場合には同法に基づく許可を必要とします。

00
01
02
03
04
05
06
07
08
09
10
11
12
13
14
15
16
17
18
19
20
21
22
23




TOOL LENGTH
MEASURE SKIP

SKIP 3

TOOL LENGTH
MEASURE DEC.

SKIP 2

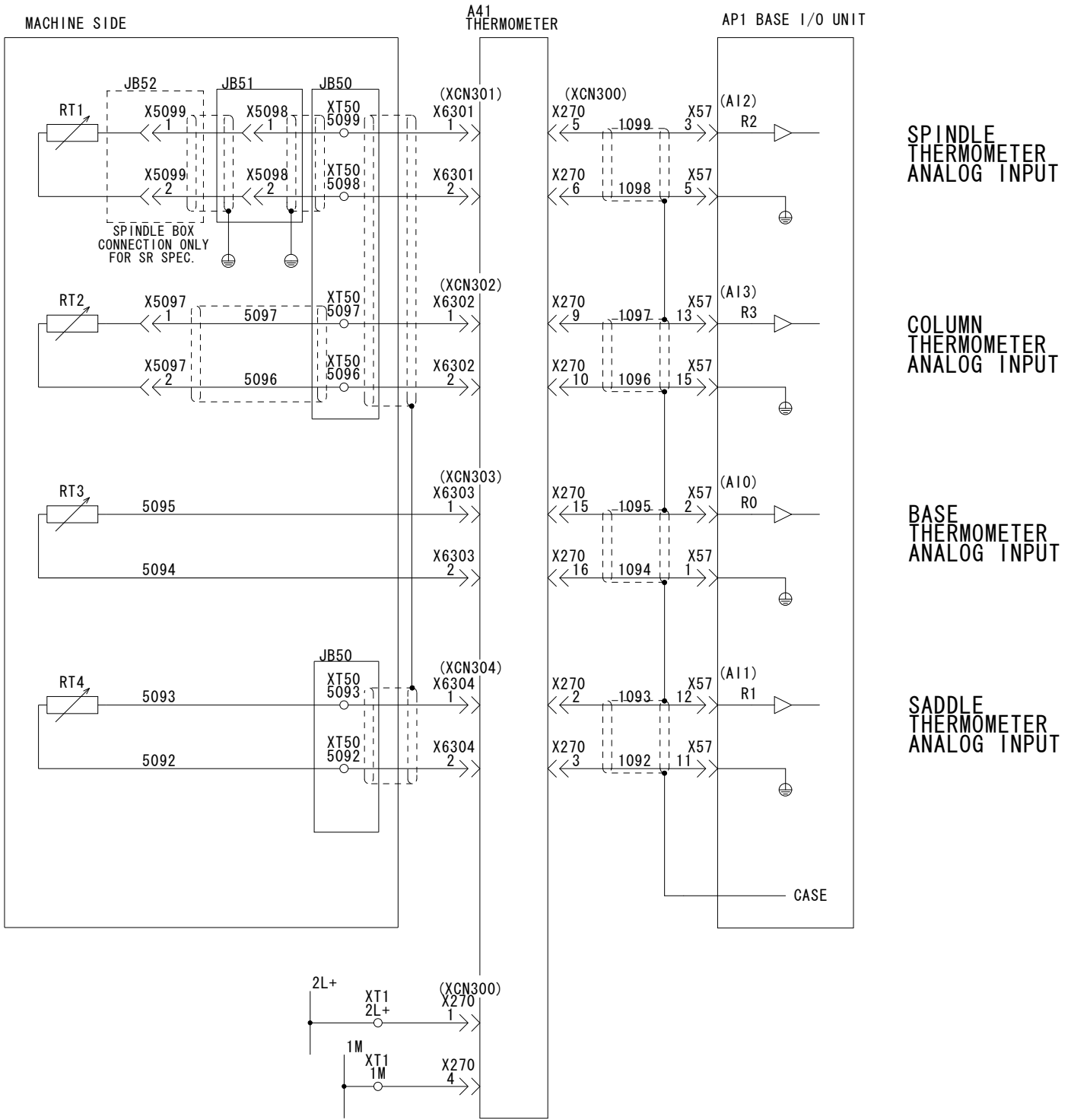
<NOTE>
*1 LEFT SIDE TOOL LENGTH MEASURE (SQ92, 93)
: ONLY USED WITH CENTRE PARTITION (OPTION)


△		 YAMAZAKI MAZAK CORPORATION	APR'D BY	CHK'D BY	DRWN BY	TITLE
△			12/12/2007	12/12/2007	12/12/2007	TOOL LENGTH MEASURE
△			R. HULL	H. ISHIHARA	A. KAWASAKI	
△						DRWN NO. 587002403500

This product is subject to all the applicable Japanese Foreign Exchange and Foreign Trade Law.
 本品は『外国為替及び外国貿易法』に該当しますので外国に輸出する場合には同法に基づく許可を必要とします。


00
01
02
03
04
05
06
07
08
09
10
11
12
13
14
15
16
17
18
19
20
21
22
23

4 CHANNEL TYPE



△		 YAMAZAKI MAZAK CORPORATION	APR'D BY	CHK'D BY	DRWN BY	TITLE
△			12/12/2007	12/12/2007	12/12/2007	THERMOMETER ANALOG INPUT
△			R. HULL	H. ISHIHARA	A. KAWASAKI	DRWN NO. 587002403600
△						

This product is subject to all the applicable Japanese Foreign Exchange and Foreign Trade Law.
 本品は『外国為替及び外国貿易法』に該当しますので外国に輸出する場合には同法に基づく許可を必要とします。



△	
△	
△	
△	EH587HA017E00 - TEXT CHANGED 15/10/08 GH
△	EH587HA011E00 - 06/06/08 GH



APR'D BY	CHK'D BY	DRWN BY
12/12/2007	12/12/2007	12/12/2007
R. HULL	H. ISHIHARA	A. KAWASAKI

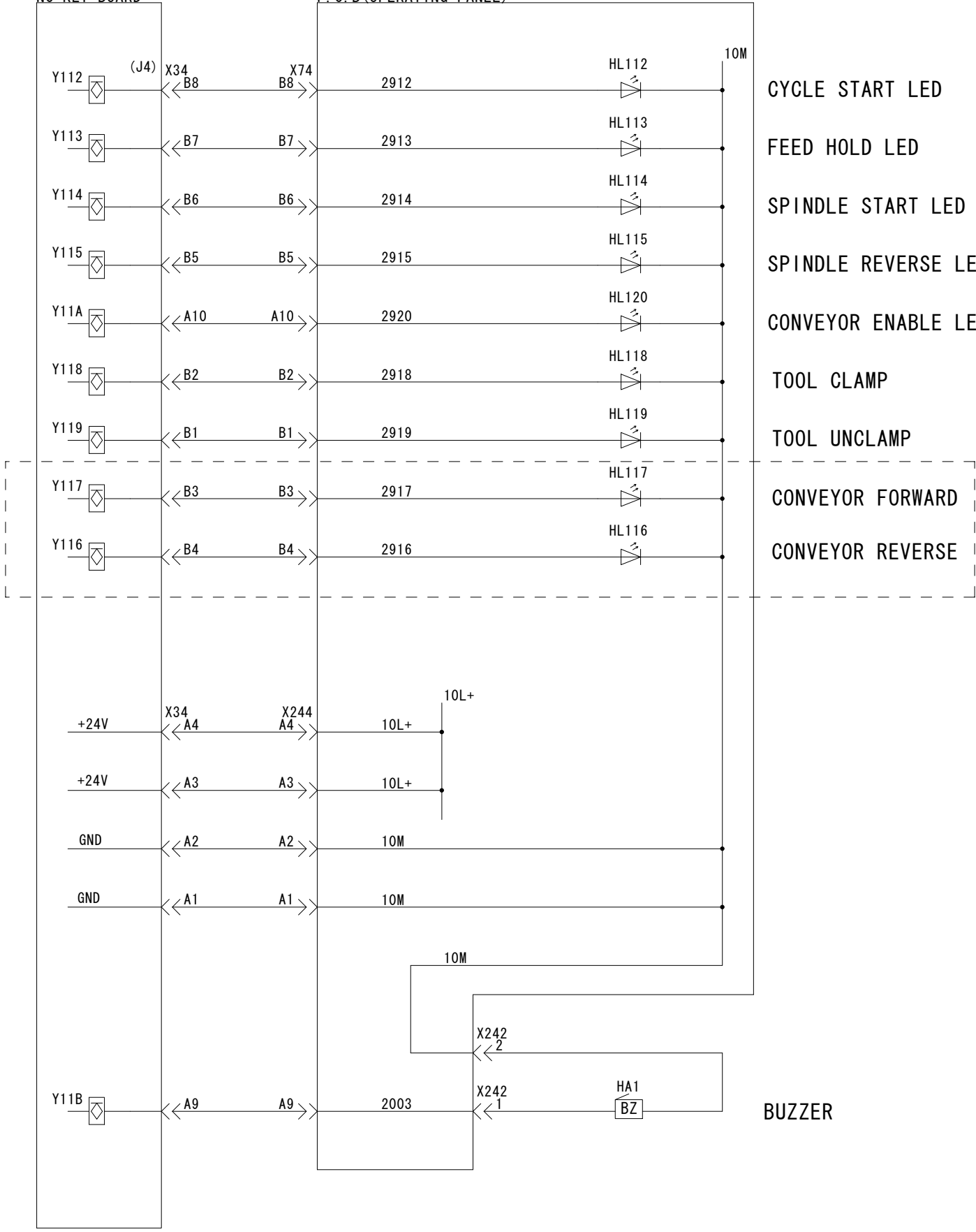
TITLE
THERMAL TRIP
DRWN NO. 587002403702

This product is subject to all the applicable Japanese Foreign Exchange and Foreign Trade Law. 本品は『外国為替及び外国貿易法』に該当しますので外国に輸出する場合には同法に基づく許可を必要とします。

00
01
02
03
04
05
06
07
08
09
10
11
12
13
14
15
16
17
18
19
20
21
22
23


NC KEY BOARD

P. C. B (OPERATING PANEL)



CYCLE START LED
FEED HOLD LED
SPINDLE START LED
SPINDLE REVERSE LED
CONVEYOR ENABLE LED
TOOL CLAMP
TOOL UNCLAMP
CONVEYOR FORWARD
CONVEYOR REVERSE

BUZZER

△		 YAMAZAKI MAZAK CORPORATION	APR'D BY	CHK'D BY	DRWN BY	TITLE
△			12/12/2007	12/12/2007	12/12/2007	OPERATING PANEL (1)
△			R. HULL	H. ISHIHARA	A. KAWASAKI	
△						DRWN NO. 587002404000

This product is subject to all the applicable Japanese Foreign Exchange and Foreign Trade Law.
 本品は『外国為替及び外国貿易法』に該当しますので外国に輸出する場合には同法に基づく許可を必要とします。

00

P. C. B (OPERATING PANEL)

NC KEY BOARD

01

02

03

04

05

06

07

08

09

10

11

12

13

14

15

16

17

18

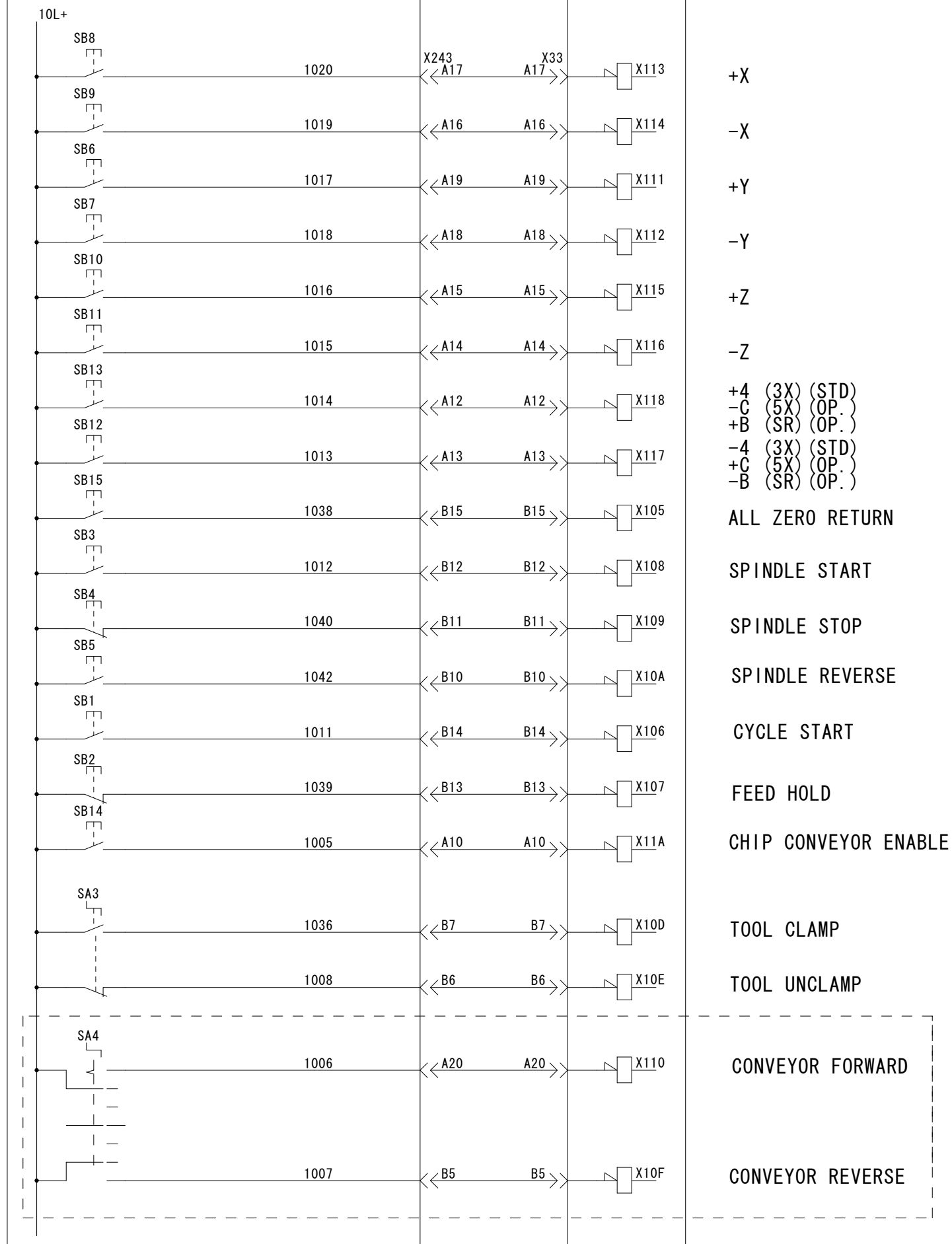
19

20

21

22

23



+X

-X

+Y

-Y

+Z

-Z

+4 (3X) (STD)

-C (5X) (OP.)

+B (SR) (OP.)

-4 (3X) (STD)

+C (5X) (OP.)

-B (SR) (OP.)

ALL ZERO RETURN

SPINDLE START

SPINDLE STOP

SPINDLE REVERSE

CYCLE START

FEED HOLD

CHIP CONVEYOR ENABLE

TOOL CLAMP

TOOL UNCLAMP

CONVEYOR FORWARD

CONVEYOR REVERSE

△			APR'D BY	CHK'D BY	DRWN BY	TITLE
△			12/12/2007	12/12/2007	12/12/2007	OPERATING PANEL (2)
△			R. HULL	H. ISHIHARA	A. KAWASAKI	DRWN NO.
△						587002404010

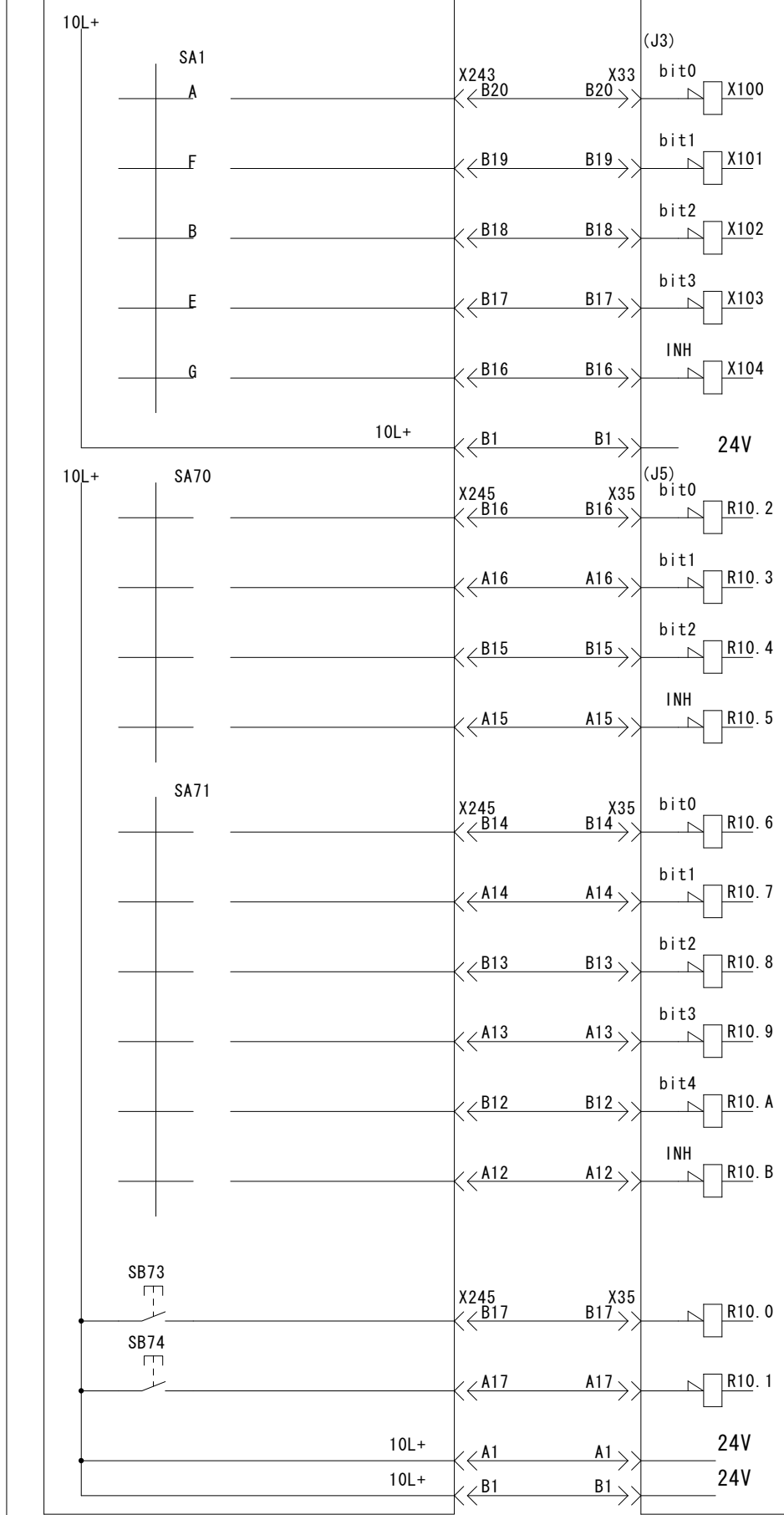
Mazak
YAMAZAKI MAZAK CORPORATION

This product is subject to all the applicable Japanese Foreign Exchange and Foreign Trade Law.
 本品は『外国為替及び外国貿易法』に該当しますので外国に輸出する場合には同法に基づく許可を必要とします。

00 MACHINE SIDE (OPERATING BOX)

01 P. C. B. (OPERATING PANEL)

AP



AXIS SELECT (3X, 5X)
OFF, X, Y, Z, 4 (A), 5 (C)

	bit0	bit1	bit2	bit3	inh.
OFF					<input type="radio"/>
X	<input type="radio"/>				<input type="radio"/>
Y		<input type="radio"/>			<input type="radio"/>
Z		<input type="radio"/>	<input type="radio"/>		<input type="radio"/>
4 (A)			<input type="radio"/>		<input type="radio"/> (OP.)
5 (C)	<input type="radio"/>		<input type="radio"/>		<input type="radio"/> (OP.)

AXIS SELECT (SR)
OFF, X, Y, Z, B, C, Tz, Tx

	bit0	bit1	bit2	bit3	inh.
OFF					<input type="radio"/>
X	<input type="radio"/>				<input type="radio"/>
Y		<input type="radio"/>			<input type="radio"/>
Z	<input type="radio"/>	<input type="radio"/>			<input type="radio"/>
B			<input type="radio"/>		<input type="radio"/>
C	<input type="radio"/>		<input type="radio"/>		<input type="radio"/> (OP.)
Tz		<input type="radio"/>	<input type="radio"/>		<input type="radio"/>
Tx	<input type="radio"/>	<input type="radio"/>	<input type="radio"/>		<input type="radio"/>

RAPID

	bit0	bit1	bit2	bit3	inh.
R0					<input type="radio"/>
R1	<input type="radio"/>				<input type="radio"/>
R2		<input type="radio"/>			<input type="radio"/>
10	<input type="radio"/>	<input type="radio"/>			<input type="radio"/>
25			<input type="radio"/>		<input type="radio"/>
50	<input type="radio"/>		<input type="radio"/>		<input type="radio"/>
100		<input type="radio"/>	<input type="radio"/>		<input type="radio"/>

FEED

	bit0	bit1	bit2	bit3	bit4	inh.
0						<input type="radio"/>
10	<input type="radio"/>					<input type="radio"/>
20		<input type="radio"/>				<input type="radio"/>
30	<input type="radio"/>	<input type="radio"/>				<input type="radio"/>
40			<input type="radio"/>			<input type="radio"/>
50	<input type="radio"/>		<input type="radio"/>			<input type="radio"/>
60		<input type="radio"/>	<input type="radio"/>			<input type="radio"/>
70	<input type="radio"/>	<input type="radio"/>	<input type="radio"/>			<input type="radio"/>
80				<input type="radio"/>		<input type="radio"/>
90	<input type="radio"/>			<input type="radio"/>		<input type="radio"/>
100		<input type="radio"/>		<input type="radio"/>		<input type="radio"/>
110	<input type="radio"/>	<input type="radio"/>		<input type="radio"/>		<input type="radio"/>
120			<input type="radio"/>	<input type="radio"/>		<input type="radio"/>
130	<input type="radio"/>			<input type="radio"/>		<input type="radio"/>
140		<input type="radio"/>	<input type="radio"/>			<input type="radio"/>
150	<input type="radio"/>	<input type="radio"/>	<input type="radio"/>			<input type="radio"/>
160					<input type="radio"/>	<input type="radio"/>
170	<input type="radio"/>				<input type="radio"/>	<input type="radio"/>
180		<input type="radio"/>			<input type="radio"/>	<input type="radio"/>
190	<input type="radio"/>	<input type="radio"/>			<input type="radio"/>	<input type="radio"/>
200			<input type="radio"/>		<input type="radio"/>	<input type="radio"/>

SPINDLE
OVER RIDE UP

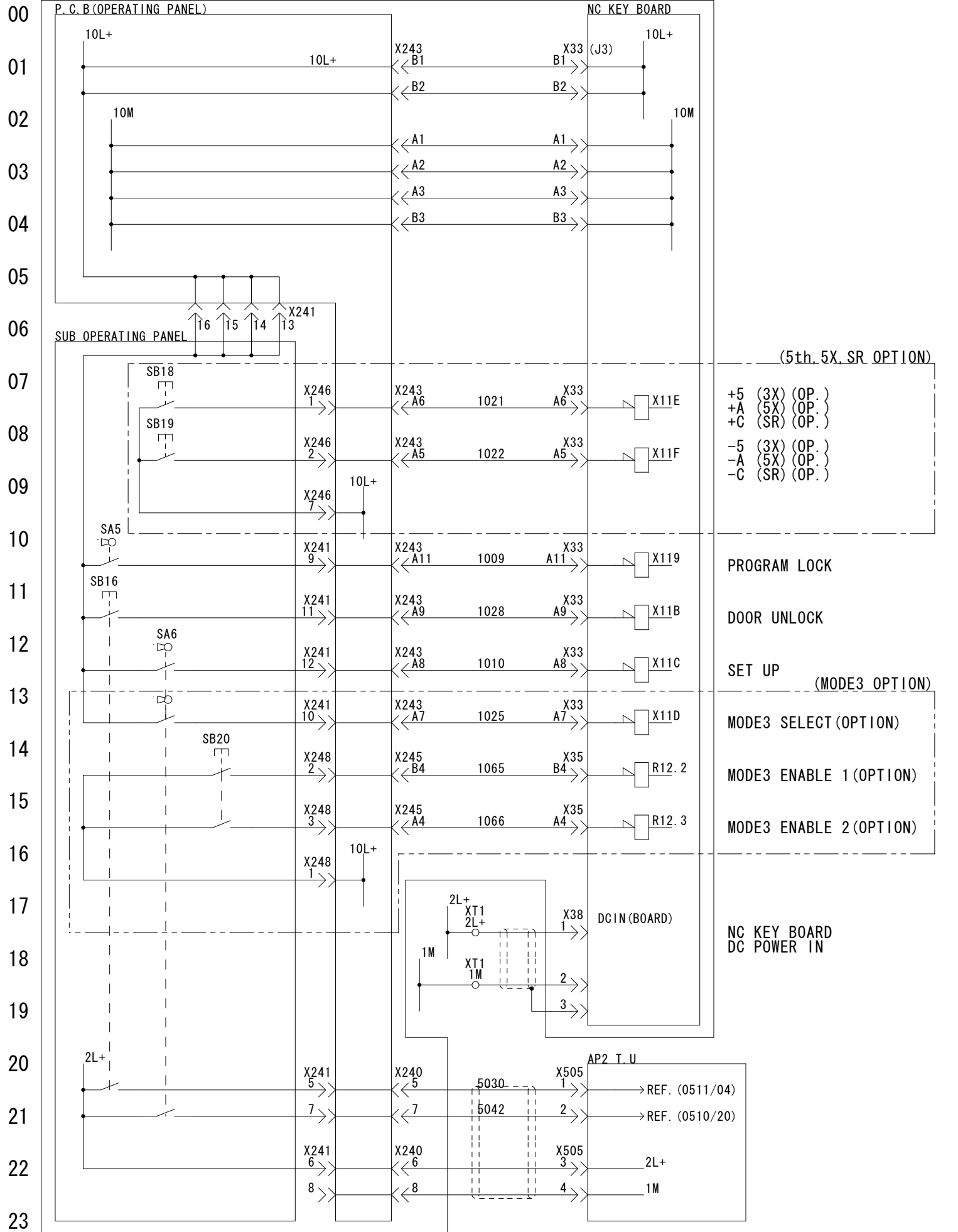
SPINDLE
OVER RIDE DOWN

△			APR'D BY	CHK'D BY	DRWN BY	TITLE
△			12/12/2007	12/12/2007	12/12/2007	OPERATING PANEL (3)
△			R. HULL	H. ISHIHARA	A. KAWASAKI	DRWN NO.
△						587002404020



This product is subject to all the applicable Japanese Foreign Exchange and Foreign Trade Law.
 本品は『外国為替及び外国貿易法』に該当しますので外国に輸出する場合には同法に基づく許可を必要とします。

OPERATING BOX



(5th. 5X. SR. OPTION)


- +5 (3X) (OP.)
- +A (5X) (OP.)
- +C (SR) (OP.)
- 5 (3X) (OP.)
- A (5X) (OP.)
- C (SR) (OP.)

- PROGRAM LOCK
- DOOR UNLOCK
- SET UP

(MODE3 OPTION)

- MODE3 SELECT (OPTION)
- MODE3 ENABLE 1 (OPTION)
- MODE3 ENABLE 2 (OPTION)

NC KEY BOARD
DC POWER IN

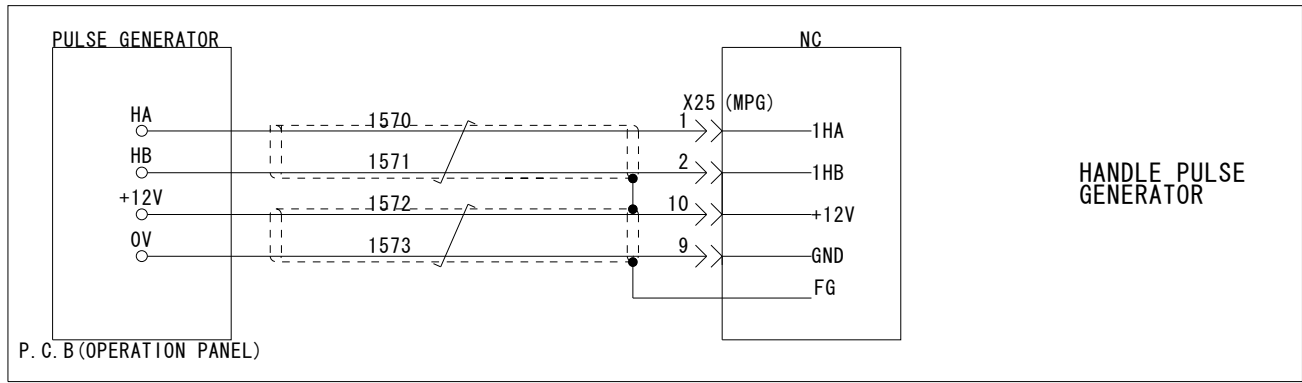
△		 YAMAZAKI MAZAK CORPORATION	APR'D BY	CHK'D BY	DRWN BY	TITLE
△			12/12/2007	12/12/2007	12/12/2007	OPERATING PANEL (4)
△			R. HULL	H. ISHIHARA	A. KAWASAKI	
△						DRWN NO.
△						587002404030

This product is subject to all the applicable Japanese Foreign Exchange and Foreign Trade Law.
 本品は『外国為替及び外国貿易法』に該当しますので外国に輸出する場合には同法に基づく許可を必要とします。

00

01

MACHINE OPERATING PANEL



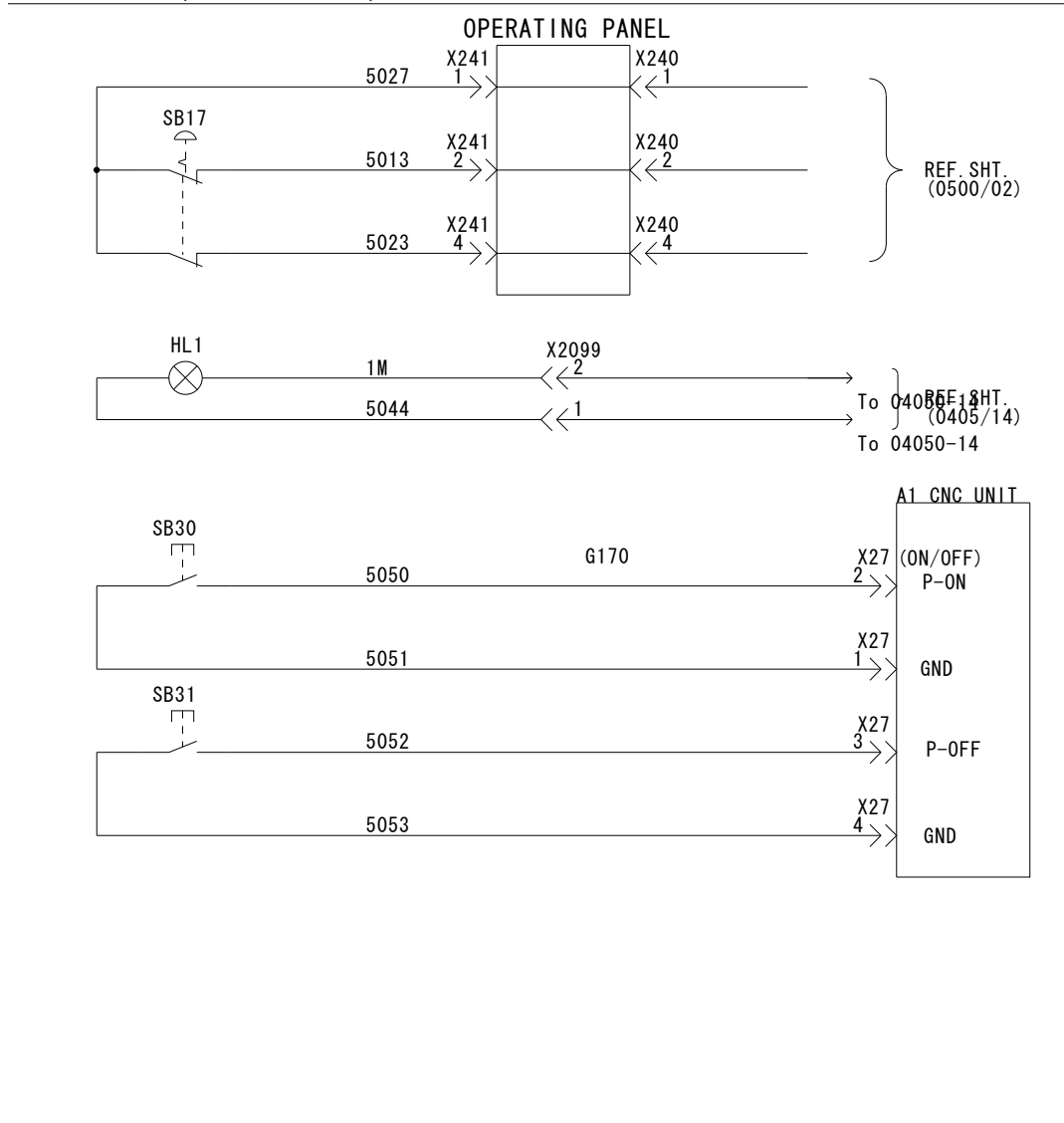
06

07

08

09

MACHINE SIDE (OPERATING BOX)



23

△		 YAMAZAKI MAZAK CORPORATION	APR'D BY	CHK'D BY	DRWN BY	TITLE
△			12/12/2007	12/12/2007	12/12/2007	OPERATING PANEL (5)
△			R. HULL	H. ISHIHARA	A. KAWASAKI	
△						DRWN NO. 587002404040

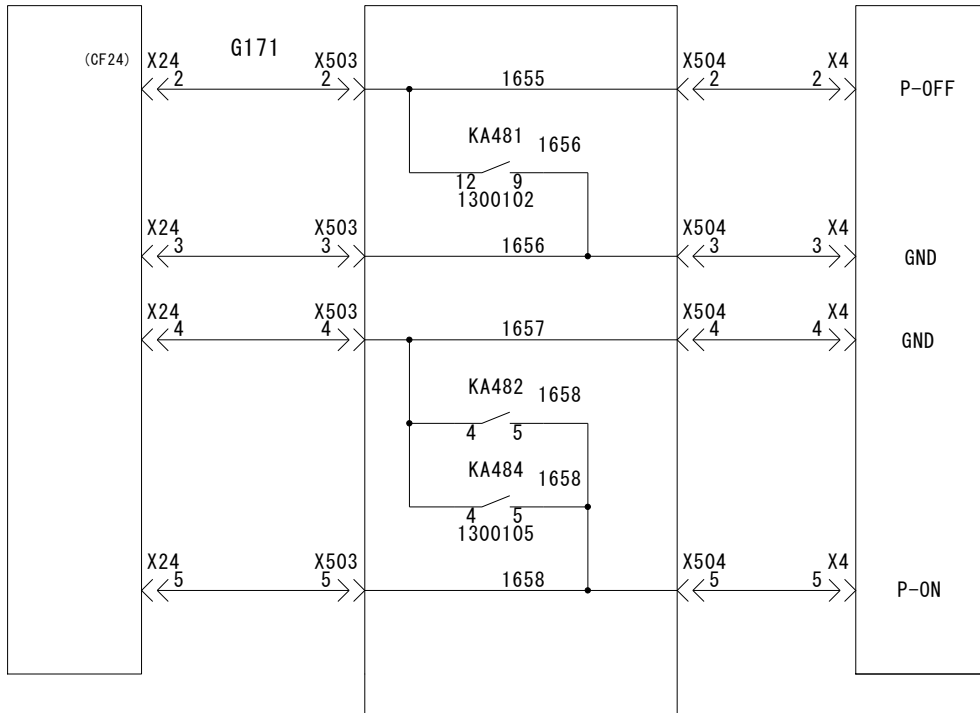
This product is subject to all the applicable Japanese Foreign Exchange and Foreign Trade Law.
 本品は『外国為替及び外国貿易法』に該当しますので外国に輸出する場合には同法に基づく許可を必要とします。

00
01
02
03
04
05
06
07
08
09
10
11
12
13
14
15
16
17
18
19
20
21
22
23

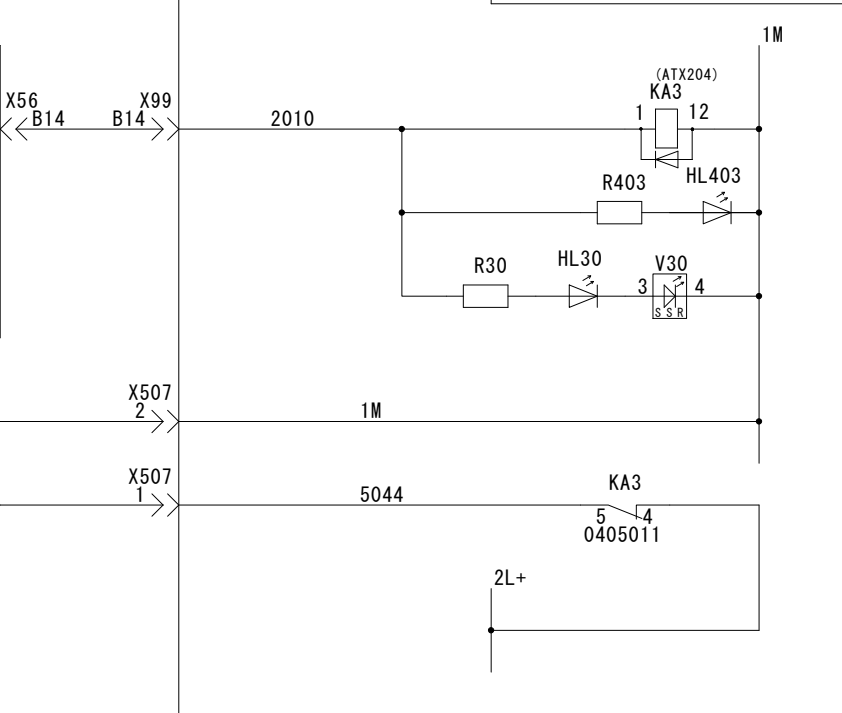
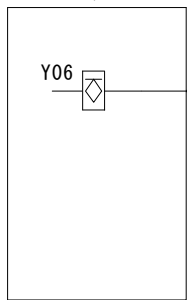
NC KEY BOARD
A2

AP2 T. U

AO NC POWER SUPPLY



BASE I/O UNIT



POWER ON LED

a | 0062003
b | 0405015

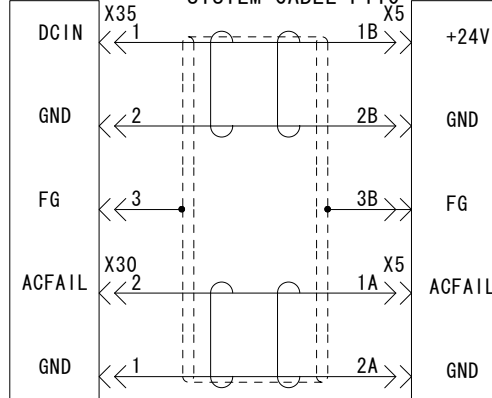
NC POWER ON

a |
b |

NC KEY BOARD A2

SYSTEM CABLE F110

NC POWER SUPPLY



△				APR'D BY	CHK'D BY	DRWN BY	TITLE
△				12/12/2007	12/12/2007	12/12/2007	OPERATING PANEL (6)
△				R. HULL	H. ISHIHARA	A. KAWASAKI	DRWN NO.
△							587002404050

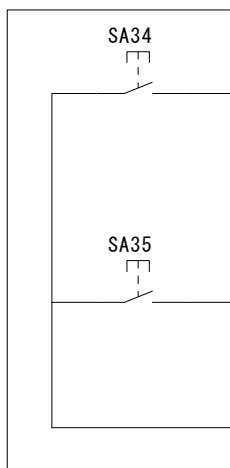


This product is subject to all the applicable Japanese Foreign Exchange and Foreign Trade Law. 本品は『外国為替及び外国貿易法』に該当しますので外国に輸出する場合には同法に基づく許可を必要とします。

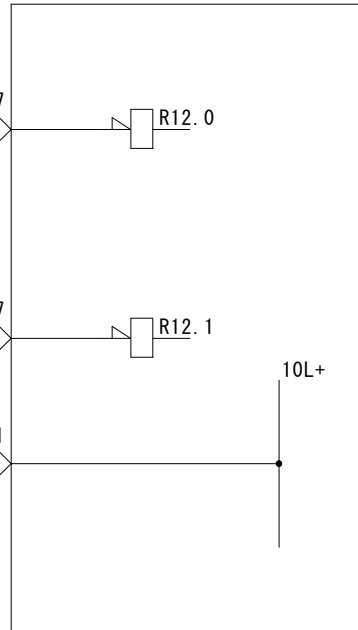
00
01
02
03
04
05
06
07
08
09
10
11
12
13
14
15
16
17
18
19
20
21
22
23

MACHINE SIDE

JB91 OPERATING BOX
(CENTRE PARTITION PANEL)



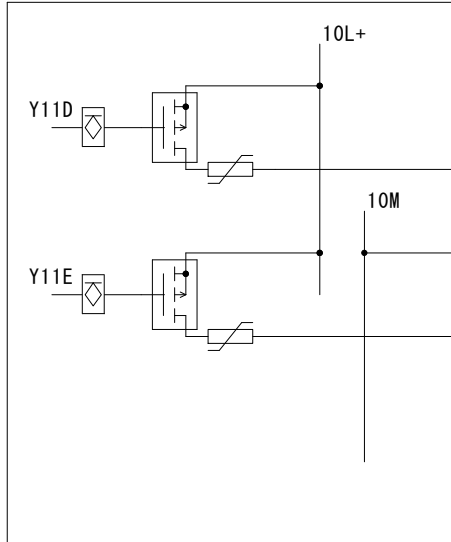
OPERATING BOX



1. CYCLE PB. 1 RH SIDE
(OPTION)

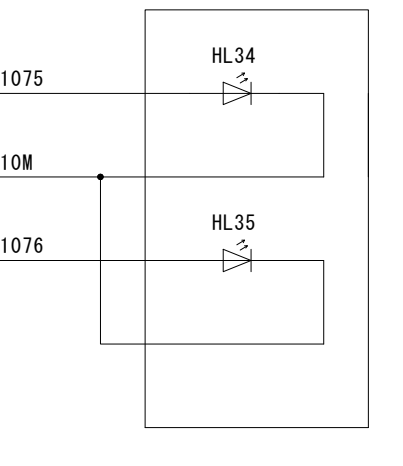
1. CYCLE PB. 2 LH SIDE
(OPTION)

OPERATING BOX




MACHINE SIDE

JB91 OPERATING BOX
(CENTRE PARTITION PANEL)



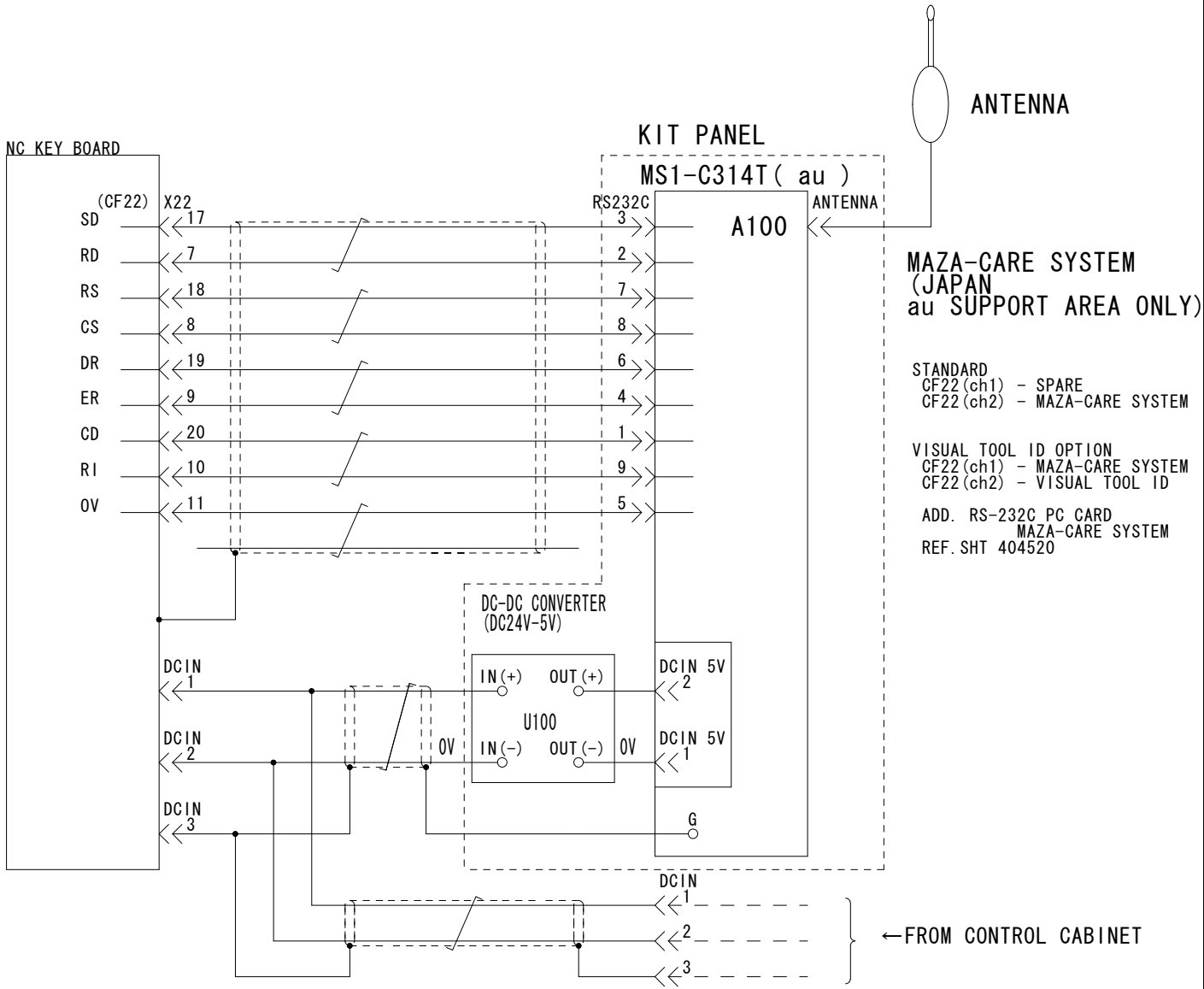
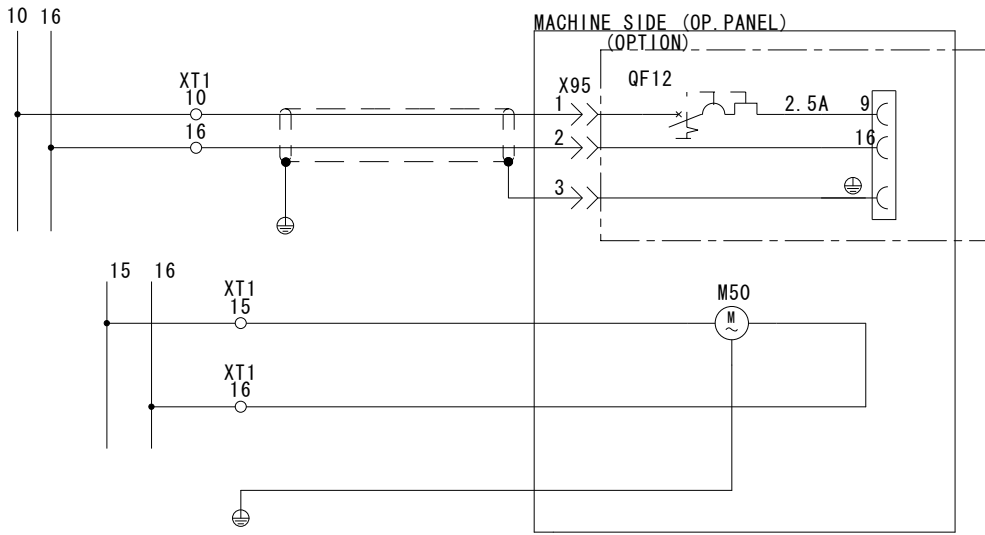
1. CYCLE LED 1 RH SIDE
(OPTION)

1. CYCLE LED 2 LH SIDE
(OPTION)

△		 YAMAZAKI MAZAK CORPORATION	APR'D BY	CHK'D BY	DRWN BY	TITLE	
△			12/12/2007	12/12/2007	12/12/2007	OPERATING PANEL (7) CENTRE PARTITION OP.	
△			R. HULL	H. ISHIHARA	GH		
△							DRWN NO.
△							587002404060

This product is subject to all the applicable Japanese Foreign Exchange and Foreign Trade Law.
 本品は『外国為替及び外国貿易法』に該当しますので外国に輸出する場合には同法に基づく許可を必要とします。

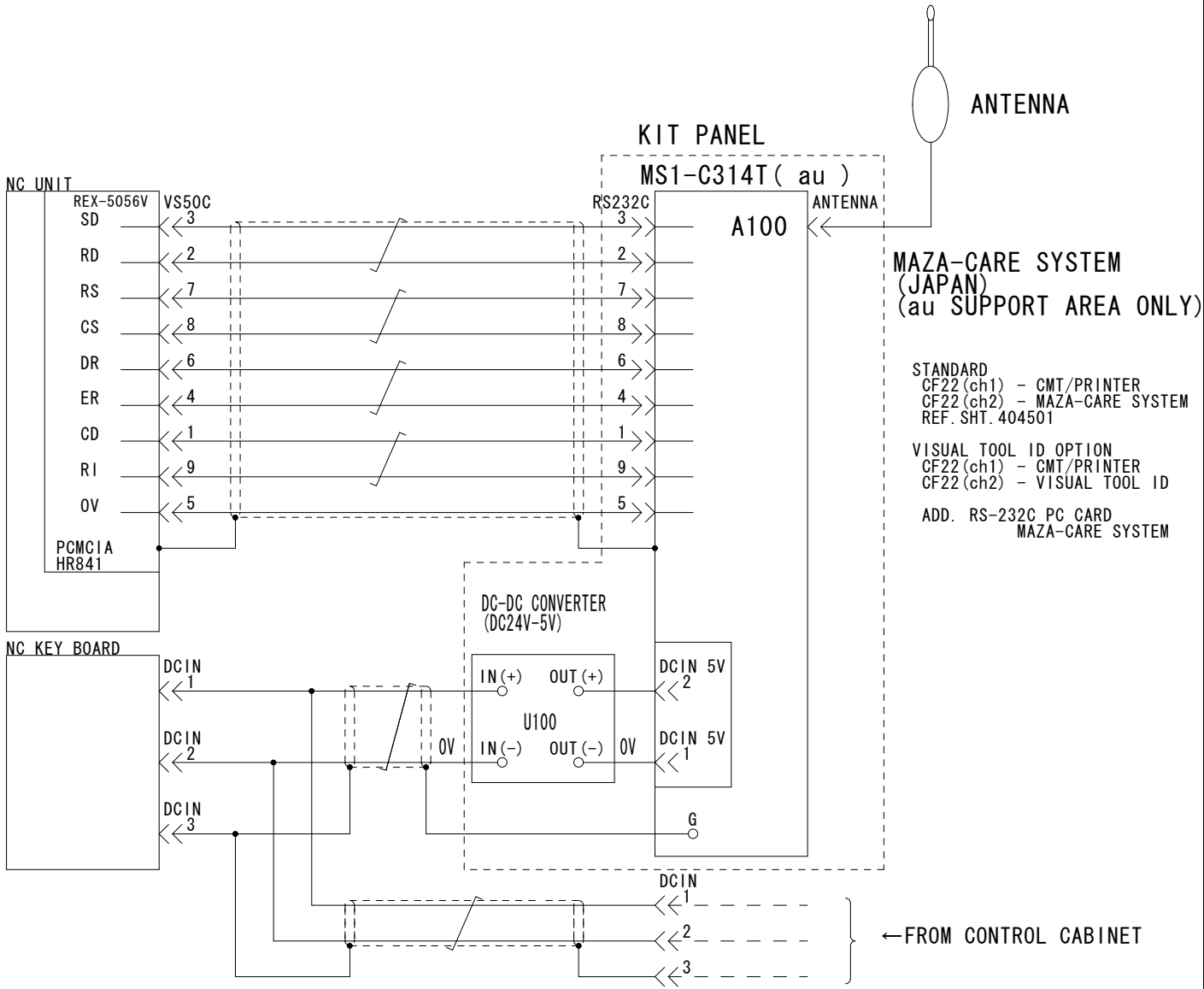
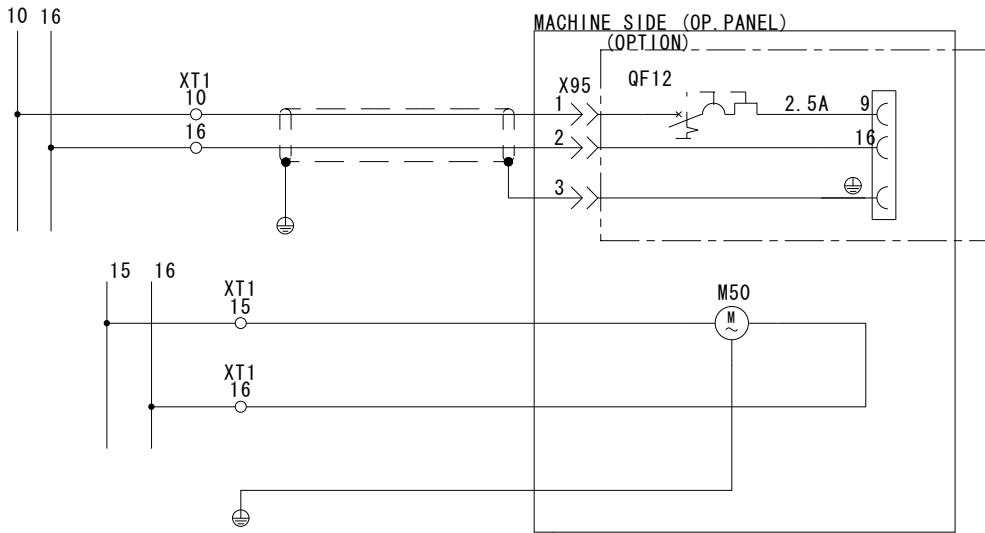
00
01
02
03
04
05
06
07
08
09
10
11
12
13
14
15
16
17
18
19
20
21
22
23




△			APR'D BY	CHK'D BY	DRWN BY	TITLE
△			12/12/2007	12/12/2007	12/12/2007	OPERATING PANEL (8)
△			R. HULL	H. ISHIHARA	A. KAWASAKI	MAZA-CARE TYPE1 (OP.)
△						DRWN NO. 587002404500

This product is subject to all the applicable Japanese Foreign Exchange and Foreign Trade Law.
 本品は『外国為替及び外国貿易法』に該当しますので外国に輸出する場合には同法に基づく許可を必要とします。

00
01
02
03
04
05
06
07
08
09
10
11
12
13
14
15
16
17
18
19
20
21
22
23



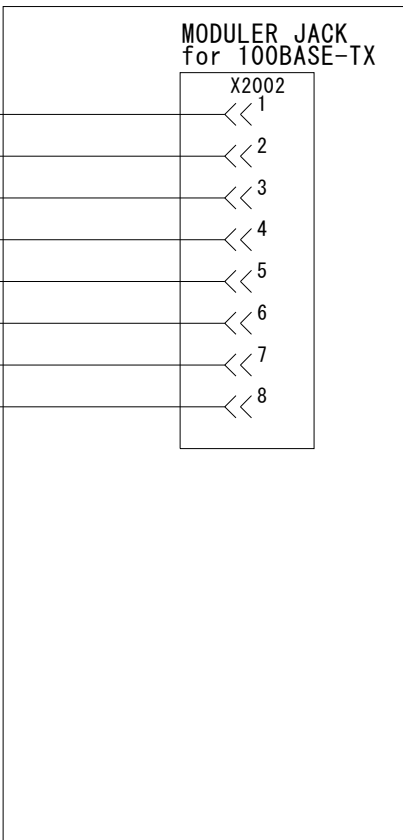

△			APR'D BY	CHK'D BY	DRWN BY	TITLE
△			12/12/2007	12/12/2007	12/12/2007	OPERATING PANEL (9) MAZA-CARE TYPE2 (OP.)
△			R. HULL	H. ISHIHARA	A. KAWASAKI	DRWN NO. 587002404510
△			 YAMAZAKI MAZAK CORPORATION			

This product is subject to all the applicable Japanese Foreign Exchange and Foreign Trade Law.
 本品は『外国為替及び外国貿易法』に該当しますので外国に輸出する場合には同法に基づく許可を必要とします。

00
01
02
03
04
05
06
07
08
09
10
11
12
13
14
15
16
17
18
19
20
21
22
23

OPERATING PANEL

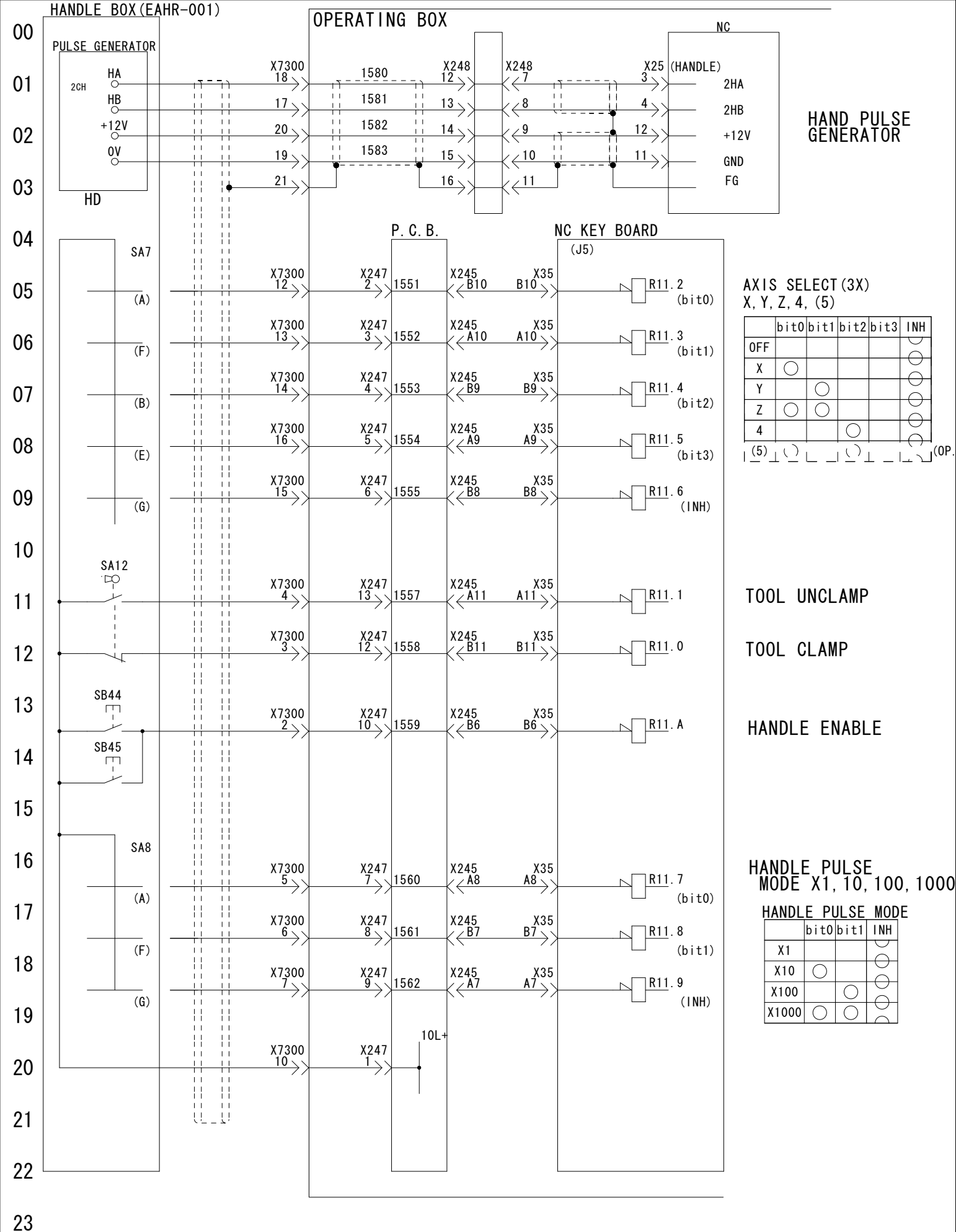
ELECTRICAL CABINET



100BASE-TX I/F

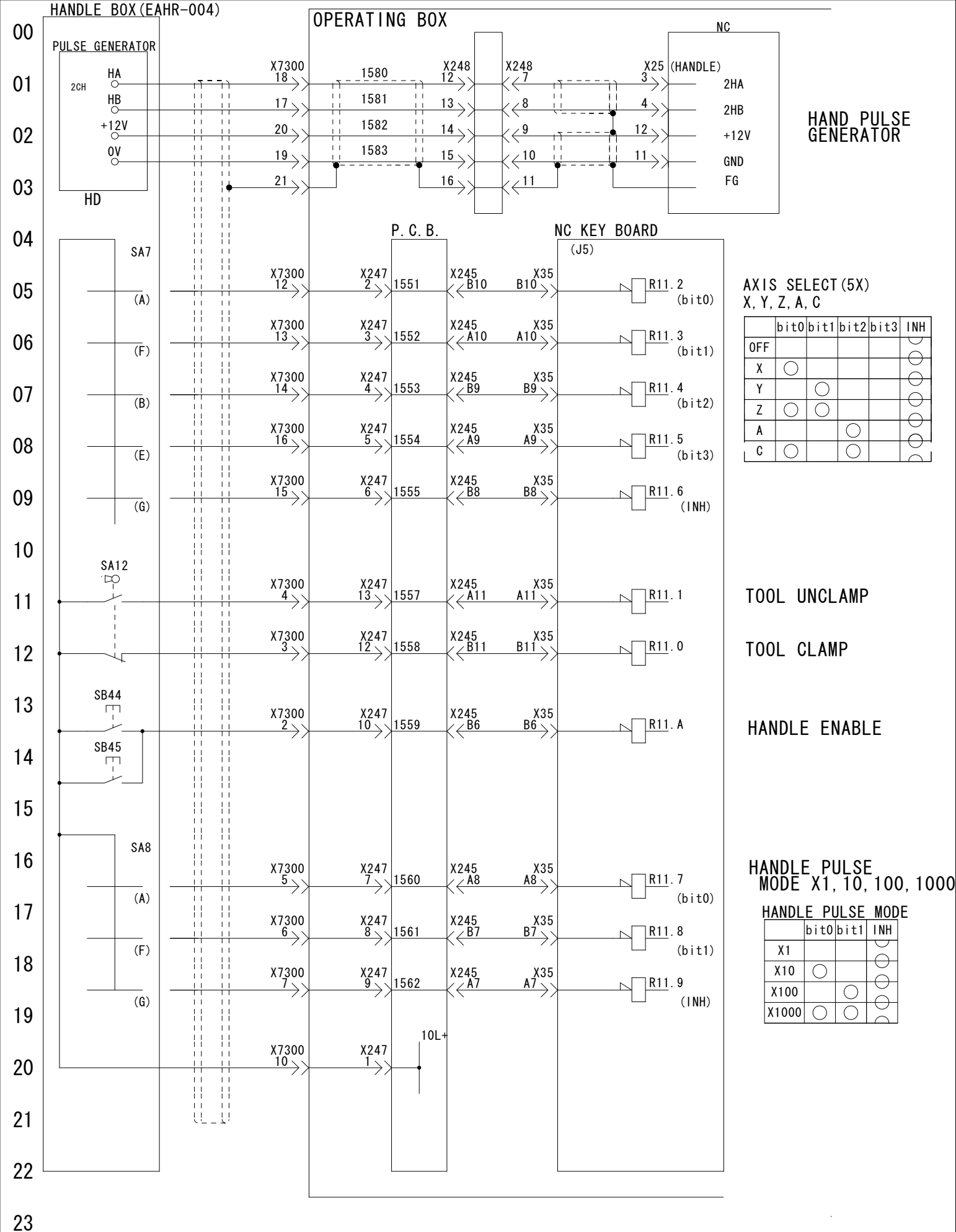
△		 YAMAZAKI MAZAK CORPORATION	APR'D BY	CHK'D BY	DRWN BY	TITLE
△			12/12/2007	12/12/2007	12/12/2007	NETWORK I/F
△			R. HULL	H. ISHIHARA	A. KAWASAKI	
△						DRWN NO. 587002404520

This product is subject to all the applicable Japanese Foreign Exchange and Foreign Trade Law.
 本品は『外国為替及び外国貿易法』に該当しますので外国に輸出する場合には同法に基づく許可を必要とします。



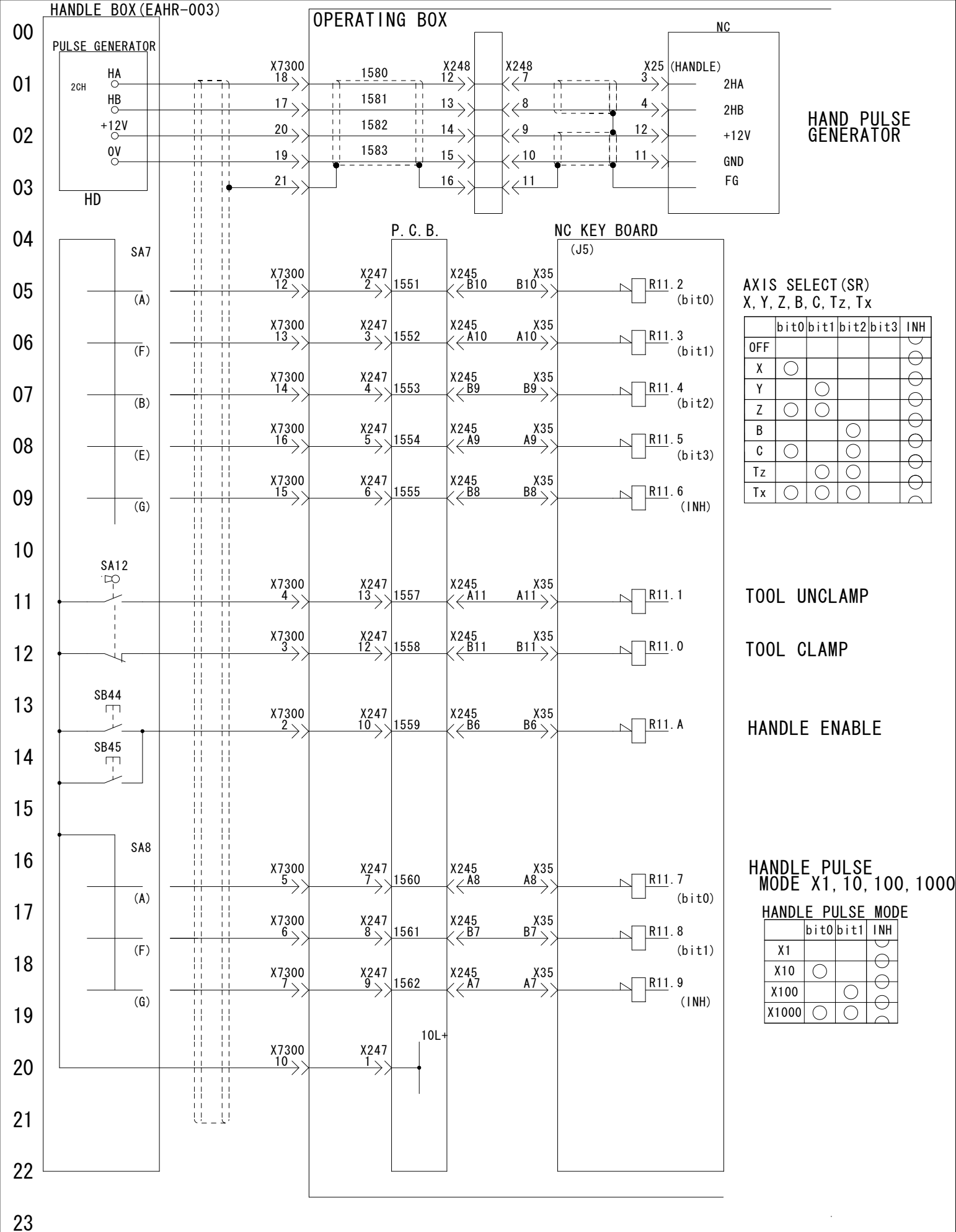
△		 YAMAZAKI MAZAK CORPORATION	APR'D BY	CHK'D BY	DRWN BY	TITLE	
△			12/12/2007	12/12/2007	12/12/2007	HANDLE BOX (1) (3X)	
△			R. HULL	H. ISHIHARA	A. KAWASAKI	VTC820/30 (OP)	
△							DRWN NO. 587002404601
△	EH587HA030E00 - TEXT ADDED 14/10/09 GH						

This product is subject to all the applicable Japanese Foreign Exchange and Foreign Trade Law.
 本品は『外国為替及び外国貿易法』に該当しますので外国に輸出する場合には同法に基づく許可を必要とします。



△		 YAMAZAKI MAZAK CORPORATION	APR'D BY	CHK'D BY	DRWN BY	TITLE
△			12/12/2007	12/12/2007	12/12/2007	HANDLE BOX (1) (5X) (OPTION)
△			R. HULL	H. ISHIHARA	A. KAWASAKI	DRWN NO. 587002404610
△						
△						

This product is subject to all the applicable Japanese Foreign Exchange and Foreign Trade Law.
 本品は『外国為替及び外国貿易法』に該当しますので外国に輸出する場合には同法に基づく許可を必要とします。



△		Mazak YAMAZAKI MAZAK CORPORATION	APR'D BY	CHK'D BY	DRWN BY	TITLE
△			12/12/2007	12/12/2007	12/12/2007	HANDLE BOX (1)
△			R. HULL	H. ISHIHARA	A. KAWASAKI	(SR) (OPTION)
△						DRWN NO. 587002404620
△						

This product is subject to all the applicable Japanese Foreign Exchange and Foreign Trade Law.
 本品は『外国為替及び外国貿易法』に該当しますので外国に輸出する場合には同法に基づく許可を必要とします。

00
01
02
03
04
05
06
07
08
09
10
11
12
13
14
15
16
17
18
19
20
21
22
23

OPERATING BOX

NC KEY BOARD

(J4)

Y11C

X34
A8

X244
A8

P. C. B.

X246
3

10M

X247
16

10M

2011

X2081
1

X7300
1

X7300
11

HANDLE BOX

HL60

HANDLE BOX ON LED

△	
△	
△	
△	
△	EH587HA030E00 - TEXT ADDED 14/10/09 GH



APR'D BY	CHK'D BY	DRWN BY
12/12/2007	12/12/2007	12/12/2007
R. HULL	H. ISHIHARA	A. KAWASAKI

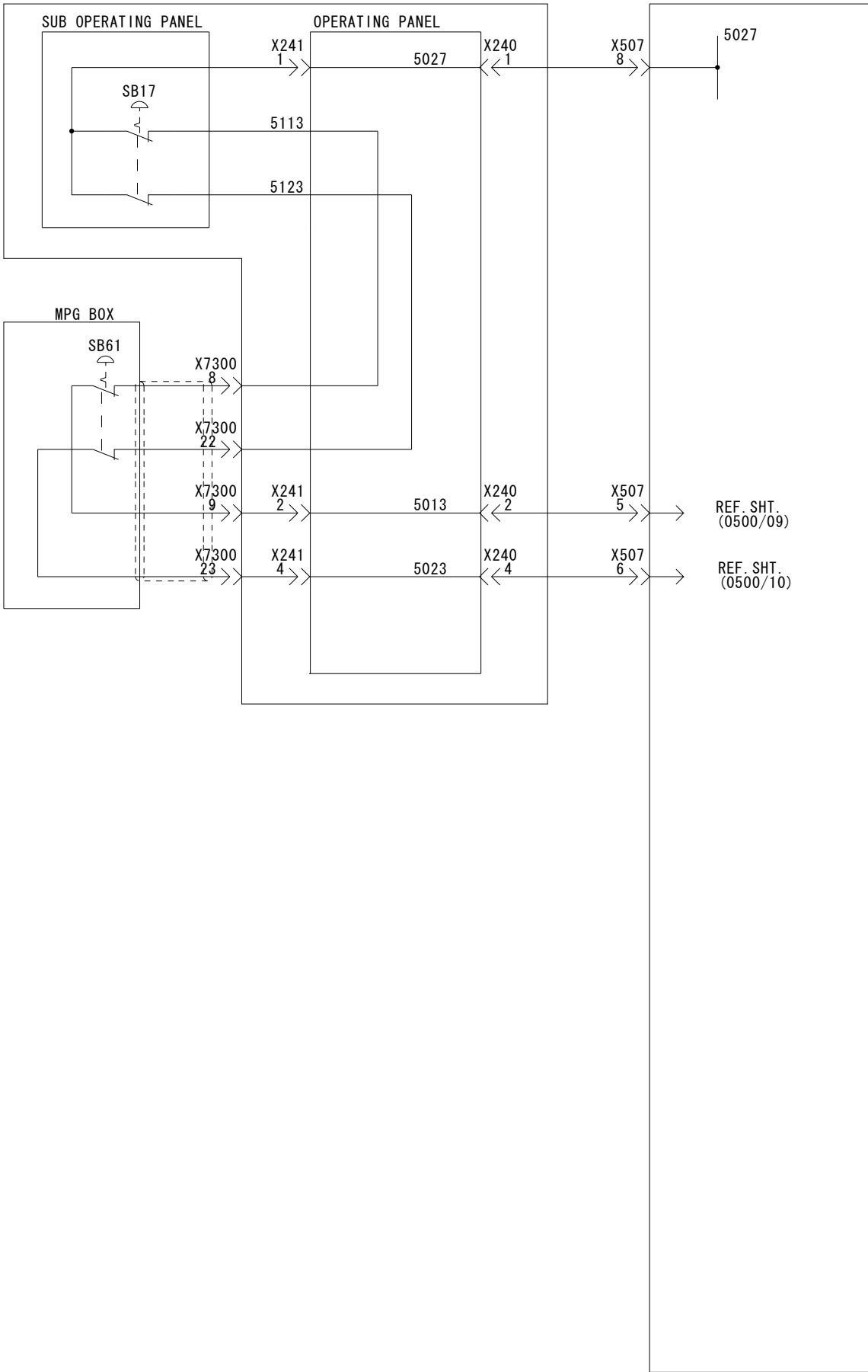
TITLE
HANDLE BOX (2) SR-VTC820/30(OP)
DRWN NO. 587002404631


This product is subject to all the applicable Japanese Foreign Exchange and Foreign Trade Law.
 本品は『外国為替及び外国貿易法』に該当しますので外国に輸出する場合には同法に基づく許可を必要とします。

00
01
02
03
04
05
06
07
08
09
10
11
12
13
14
15
16
17
18
19
20
21
22
23

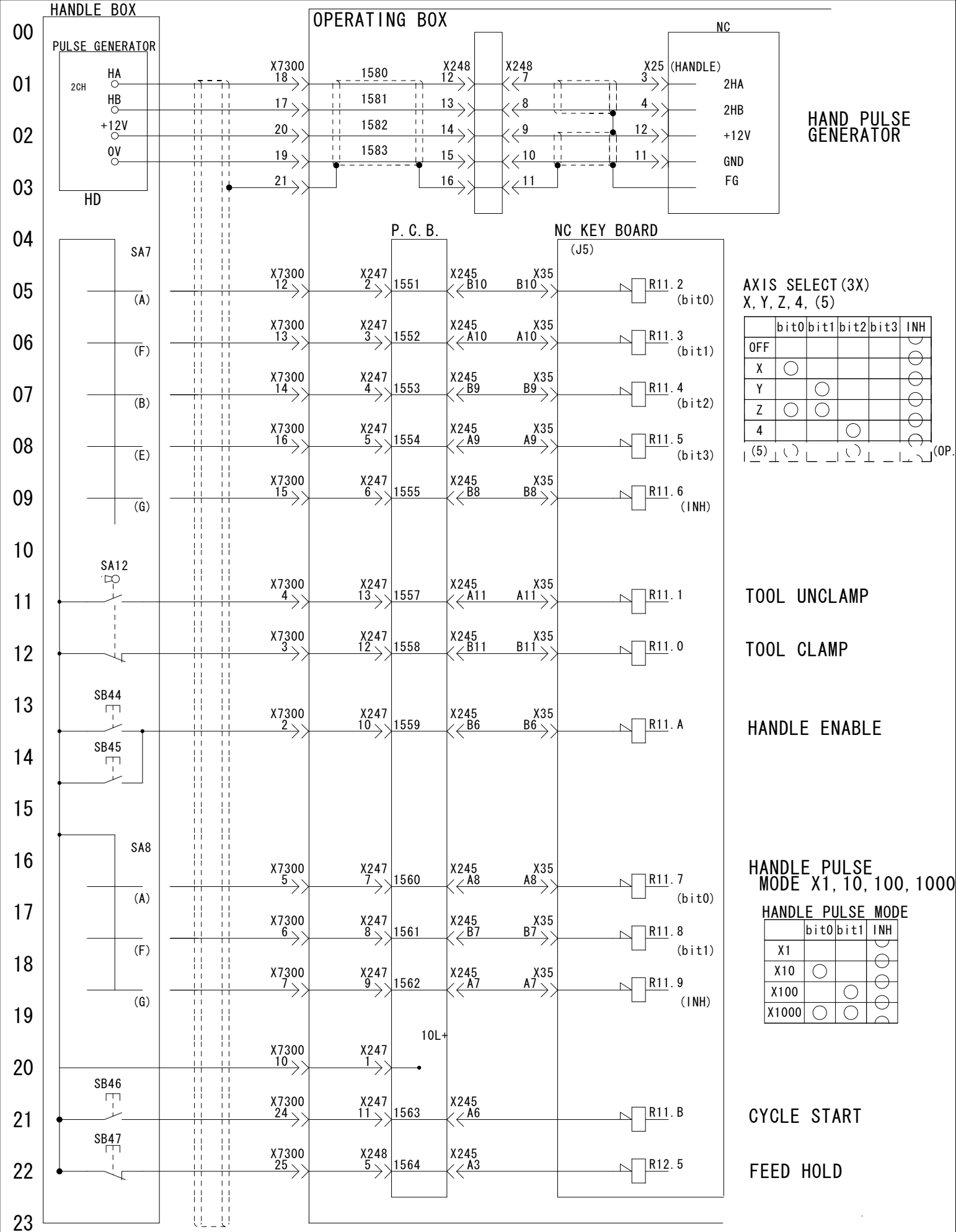
OPERATING BOX

AP2. T. U (POWER PANEL 1)



△		 YAMAZAKI MAZAK CORPORATION	APR'D BY	CHK'D BY	DRWN BY	TITLE
△			12/12/2007	12/12/2007	12/12/2007	EMERGENCY STOP HANDLE BOX (OP)
△			R. HULL	H. ISHIHARA	A. KAWASAKI	DRWN NO.
△						587002404640

This product is subject to all the applicable Japanese Foreign Exchange and Foreign Trade Law.
 本品は『外国為替及び外国貿易法』に該当しますので外国に輸出する場合には同法に基づく許可を必要とします。



HAND PULSE GENERATOR

**AXIS SELECT (3X)
X, Y, Z, 4, (5)**

	bit0	bit1	bit2	bit3	INH
OFF					○
X	○				○
Y		○			○
Z	○	○			○
4			○		○

TOOL UNCLAMP

TOOL CLAMP

HANDLE ENABLE

**HANDLE PULSE
MODE X1, 10, 100, 1000**

HANDLE PULSE MODE

	bit0	bit1	INH
X1			○
X10	○		○
X100		○	○
X1000	○	○	○

CYCLE START

FEED HOLD

△		 YAMAZAKI MAZAK CORPORATION	APR'D BY	CHK'D BY	DRWN BY	TITLE
△			14/10/2009	14/10/2009	14/10/2009	HANDLE BOX (1) VTC820/20 (OP)
△			R. HULL	H. ISHIHARA	G. HOWELL	DRWN NO.
△						587002404650
△						

This product is subject to all the applicable Japanese Foreign Exchange and Foreign Trade Law.
 本品は『外国為替及び外国貿易法』に該当しますので外国に輸出する場合には同法に基づく許可を必要とします。

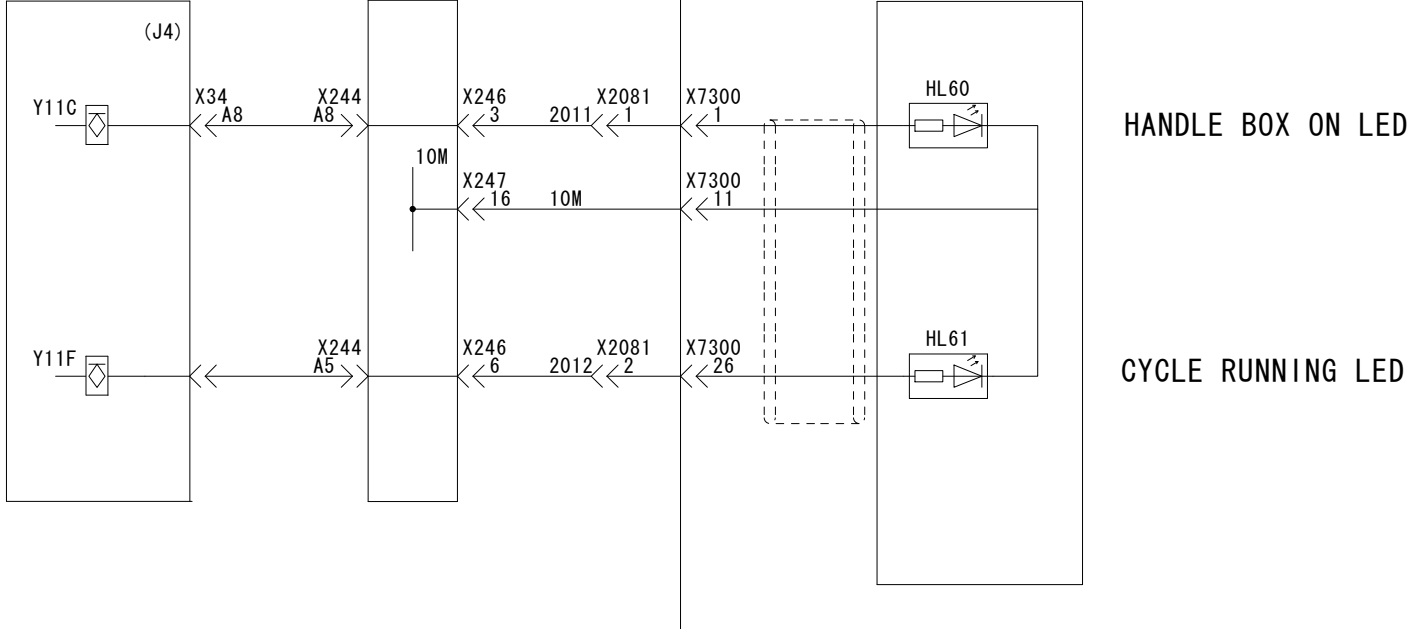
00
01
02
03
04
05
06
07
08
09
10
11
12
13
14
15
16
17
18
19
20
21
22
23

OPERATING BOX

NC KEY BOARD (J4)

P. C. B.

HANDLE BOX



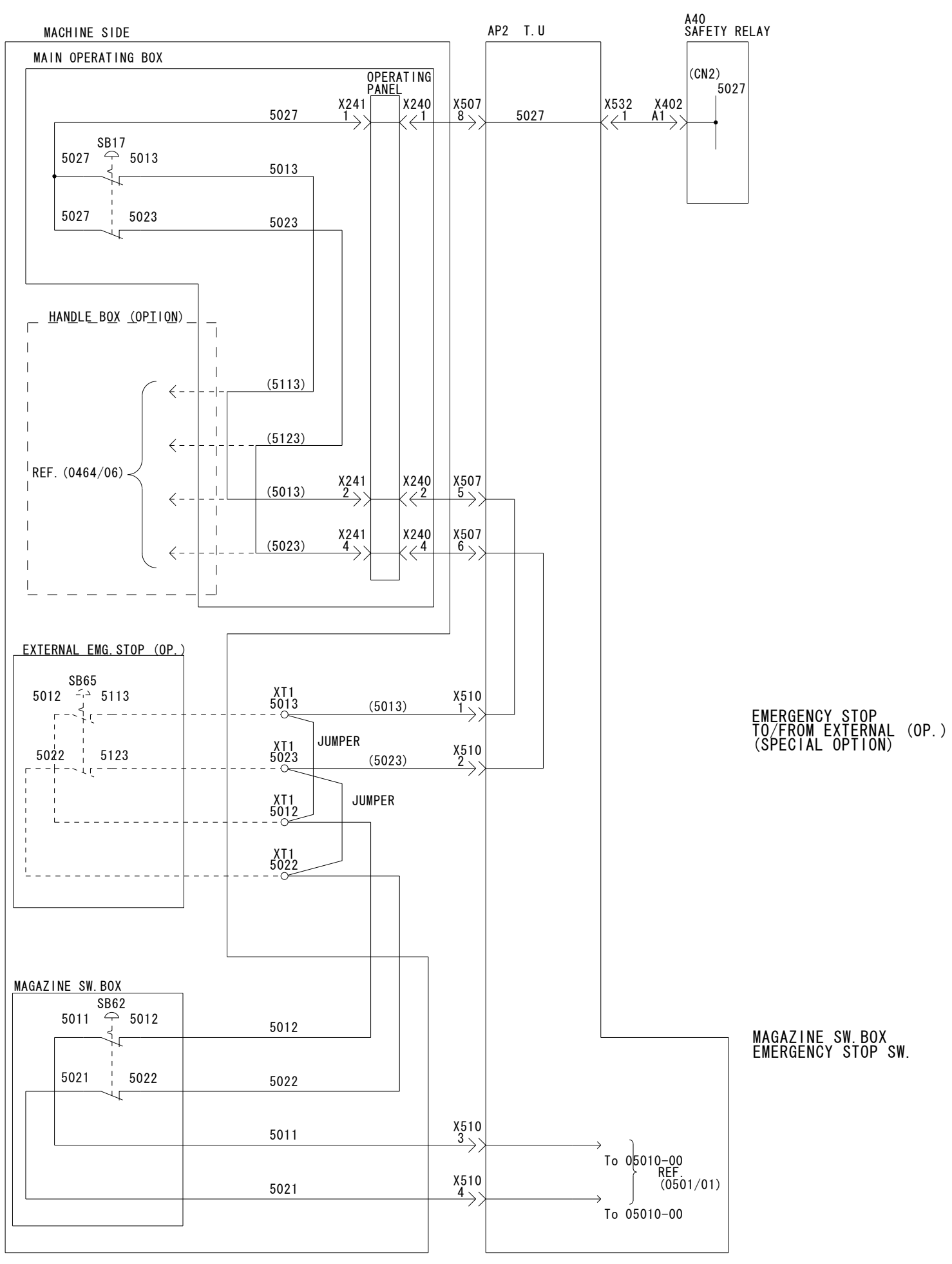
NOTE:- PREPARATION FOR HANDLE BOX IS STANDARD FOR VTC820/20.
HANDLE BOX IS SUPPLIED AS STANDARD OR OPTION DEPENDING
UPON MACHINE CONFIGURATION. (SEE TABLE BELOW).


VTC820/20 WITH:-	CENTRE PARTITION NOT FITTED	CENTRE PARTITION FITTED
FIXED OP. PANEL	HANDLE BOX (OP.)	HANDLE BOX (STD.)
MOVEABLE OP. PANEL	HANDLE BOX (OP.)	HANDLE BOX (OP.)

△		 YAMAZAKI MAZAK CORPORATION	APR'D BY	CHK'D BY	DRWN BY	TITLE
△			14/10/2009	14/10/2009	14/10/2009	HANDLE BOX (2) VTC820/20 (OP)
△			R. HULL	H. ISHIHARA	G. HOWELL	DRWN NO.
△						587002404660

This product is subject to all the applicable Japanese Foreign Exchange and Foreign Trade Law.
 本品は『外国為替及び外国貿易法』に該当しますので外国に輸出する場合には同法に基づく許可を必要とします。

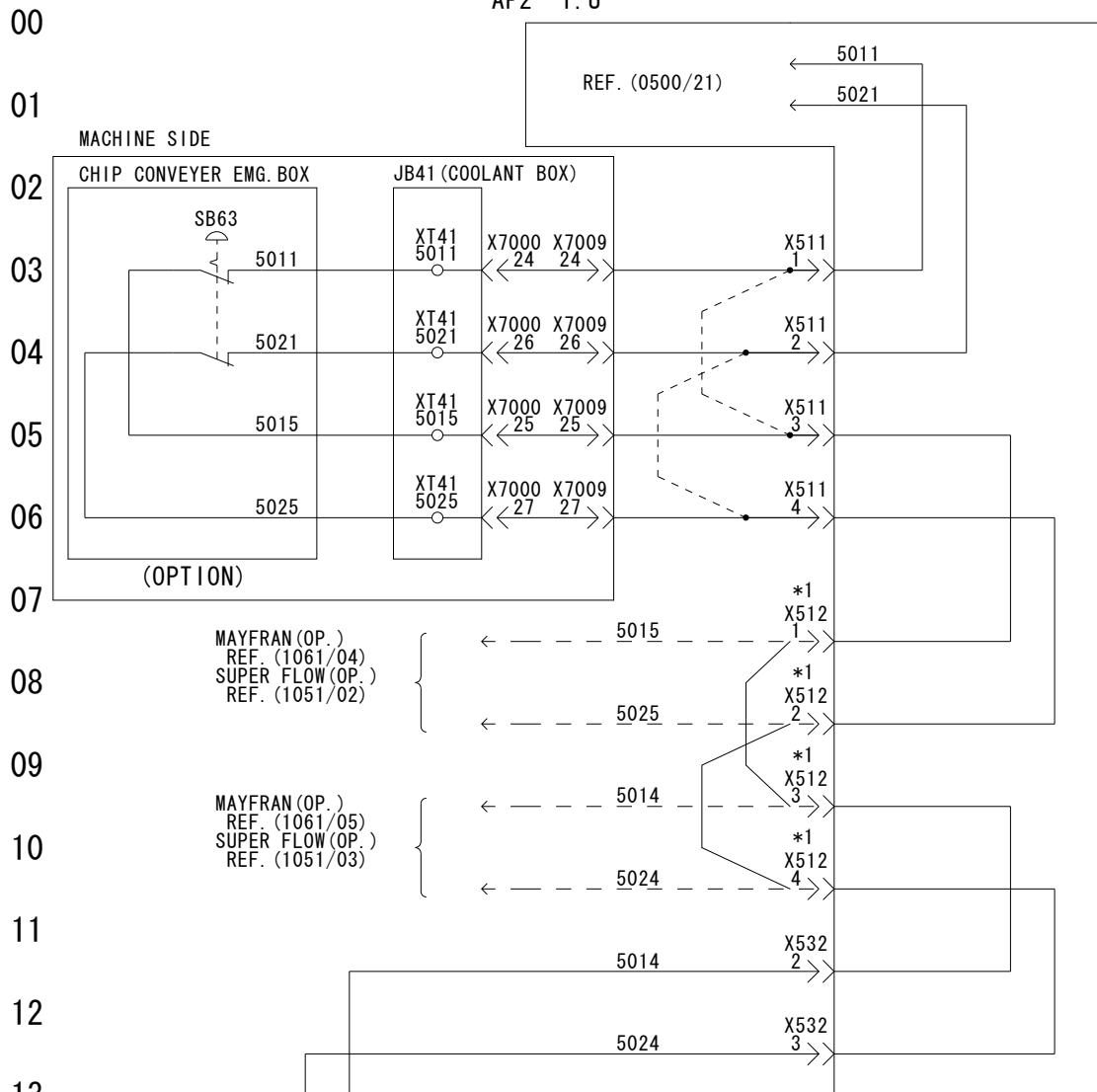
00
01
02
03
04
05
06
07
08
09
10
11
12
13
14
15
16
17
18
19
20
21
22
23



△		 YAMAZAKI MAZAK CORPORATION	APR'D BY	CHK'D BY	DRWN BY	TITLE
△			12/12/2007	12/12/2007	12/12/2007	EMERGENCY STOP (1)
△			R. HULL	H. ISHIHARA	A. KAWASAKI	
△						DRWN NO. 587002405000

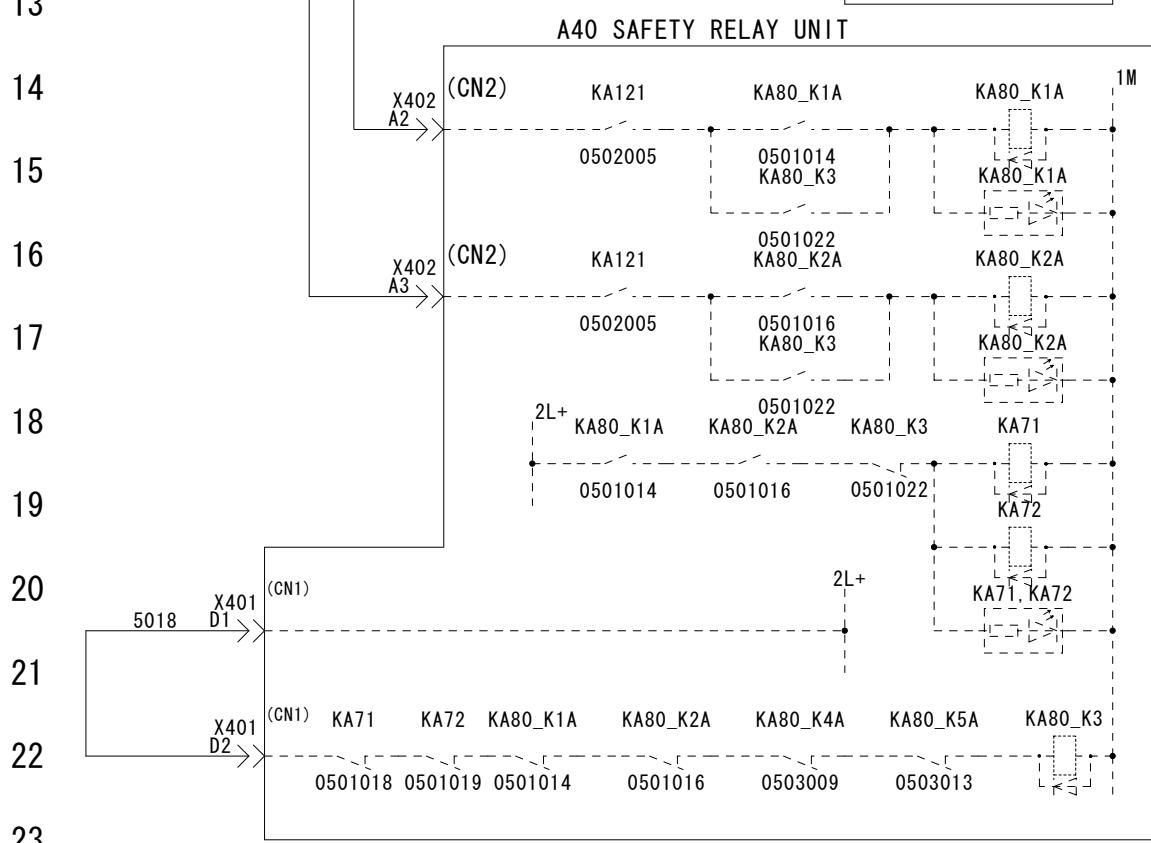
This product is subject to all the applicable Japanese Foreign Exchange and Foreign Trade Law.
 本品は『外国為替及び外国貿易法』に該当しますので外国に輸出する場合には同法に基づく許可を必要とします。

AP2 T.U



CHIP CONVEYOR
EMERGENCY STOP SW.

<NOTE>*1
STD: JUMPER



EMERGENCY STOP

a | 0501014 0501018 0502010
b | 0501022

a | 0501016 0501018 0502010
b | 0501022

a | 0502016
b | 0501022

a | 0502016
b | 0501022

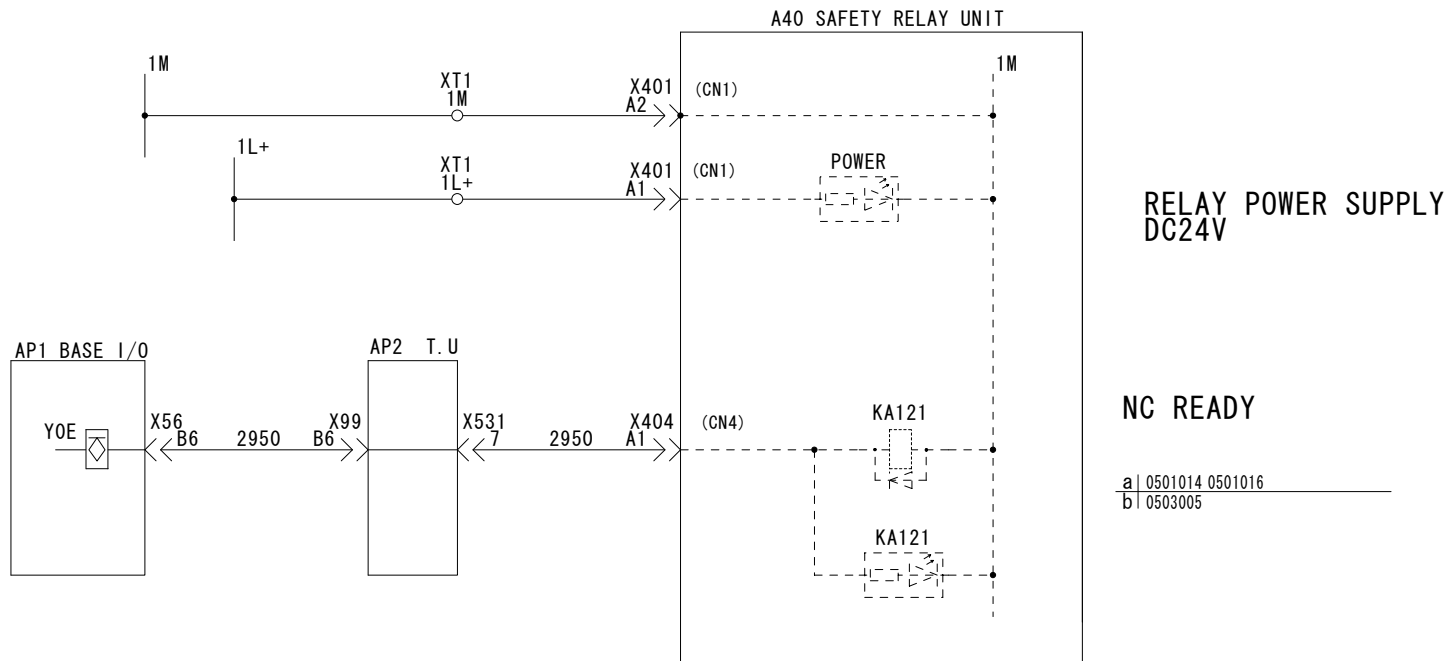
a | 0501015 0501017
b | 0501018 0502010

△		APR'D BY	CHK'D BY	DRWN BY	TITLE
△		12/12/2007	12/12/2007	12/12/2007	EMERGENCY STOP (2)
△		R. HULL	H. ISHIHARA	A. KAWASAKI	DRWN NO.
△		587002405010			



This product is subject to all the applicable Japanese Foreign Exchange and Foreign Trade Law.
 本品は『外国為替及び外国貿易法』に該当しますので外国に輸出する場合には同法に基づく許可を必要とします。

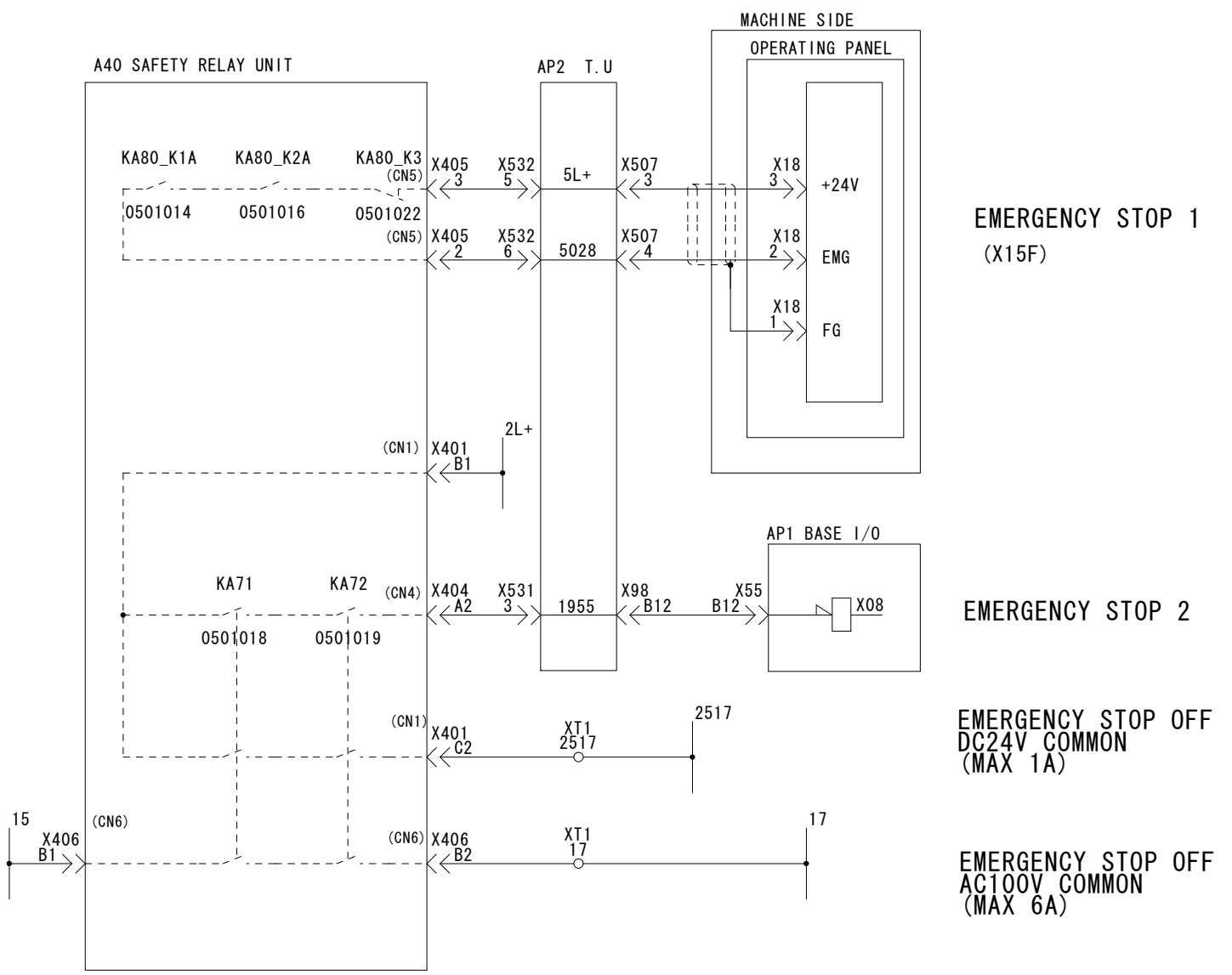
00
01
02
03
04
05
06
07
08
09
10
11
12
13
14
15
16
17
18
19
20
21
22
23



RELAY POWER SUPPLY
DC24V

NC READY

a | 0501014 0501016
b | 0503005



EMERGENCY STOP 1
(X15F)

EMERGENCY STOP 2

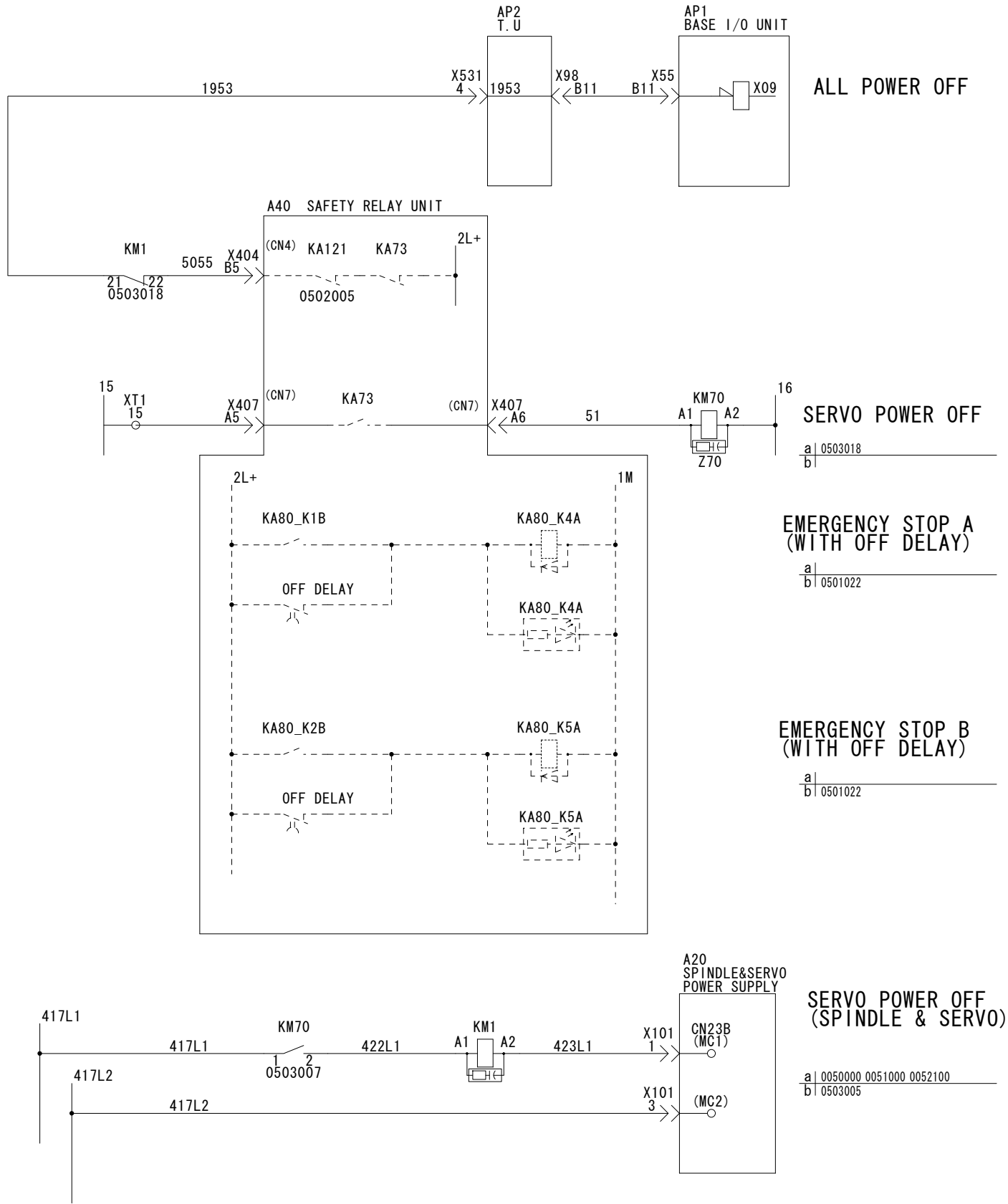
EMERGENCY STOP OFF
DC24V COMMON
(MAX 1A)

EMERGENCY STOP OFF
AC100V COMMON
(MAX 6A)

△		 YAMAZAKI MAZAK CORPORATION	APR'D BY	CHK'D BY	DRWN BY	TITLE
△			12/12/2007	12/12/2007	12/12/2007	EMERGENCY STOP (3)
△			R. HULL	H. ISHIHARA	A. KAWASAKI	
△						DRWN NO. 587002405020

This product is subject to all the applicable Japanese Foreign Exchange and Foreign Trade Law.
 本品は『外国為替及び外国貿易法』に該当しますので外国に輸出する場合には同法に基づく許可を必要とします。

00
01
02
03
04
05
06
07
08
09
10
11
12
13
14
15
16
17
18
19
20
21
22
23



ALL POWER OFF

SERVO POWER OFF

EMERGENCY STOP A
(WITH OFF DELAY)

EMERGENCY STOP B
(WITH OFF DELAY)


SERVO POWER OFF
(SPINDLE & SERVO)

a | 0503018
b |

a |
b | 0501022

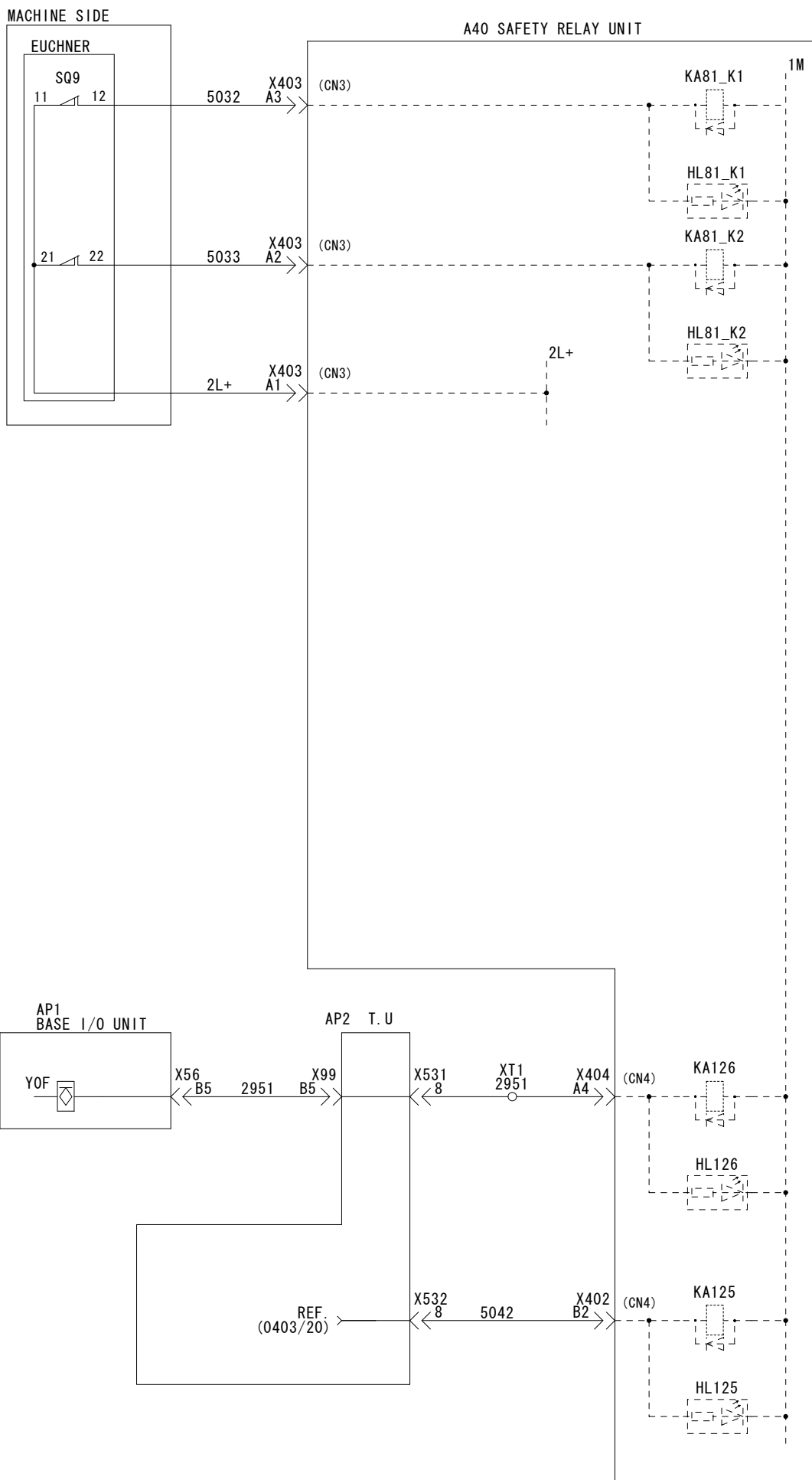
a |
b | 0501022

a | 0050000 0051000 0052100
b | 0503005

△		 YAMAZAKI MAZAK CORPORATION	APR'D BY	CHK'D BY	DRWN BY	TITLE
△			12/12/2007	12/12/2007	12/12/2007	EMERGENCY STOP (4)
△			R. HULL	H. ISHIHARA	A. KAWASAKI	
△						DRWN NO. 587002405030

This product is subject to all the applicable Japanese Foreign Exchange and Foreign Trade Law.
 本品は『外国為替及び外国貿易法』に該当しますので外国に輸出する場合には同法に基づく許可を必要とします。

00
01
02
03
04
05
06
07
08
09
10
11
12
13
14
15
16
17
18
19
20
21
22
23



RH DOOR CLOSE1
AREA 1

a | 0511114 0512114
b |

RH DOOR CLOSE2
AREA 1

a | 0511114 0512114
b |

RH DOOR UNLOCK
ENABLE

a | 0511104 0512104
b |

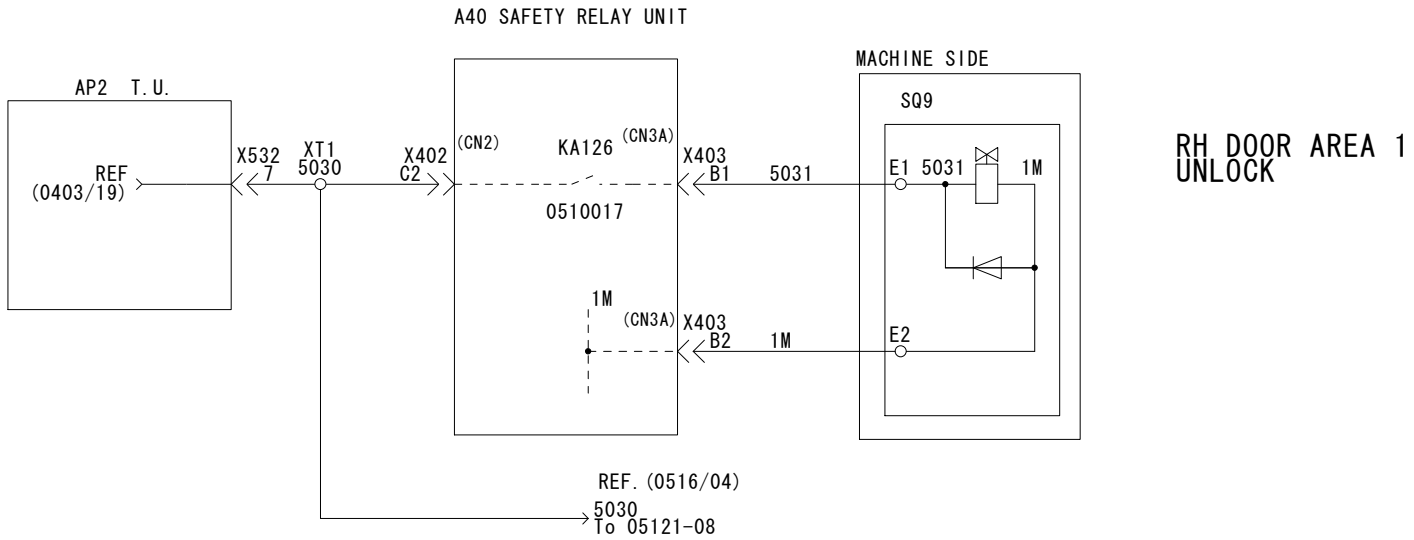
SET UP SW.

a |
b |

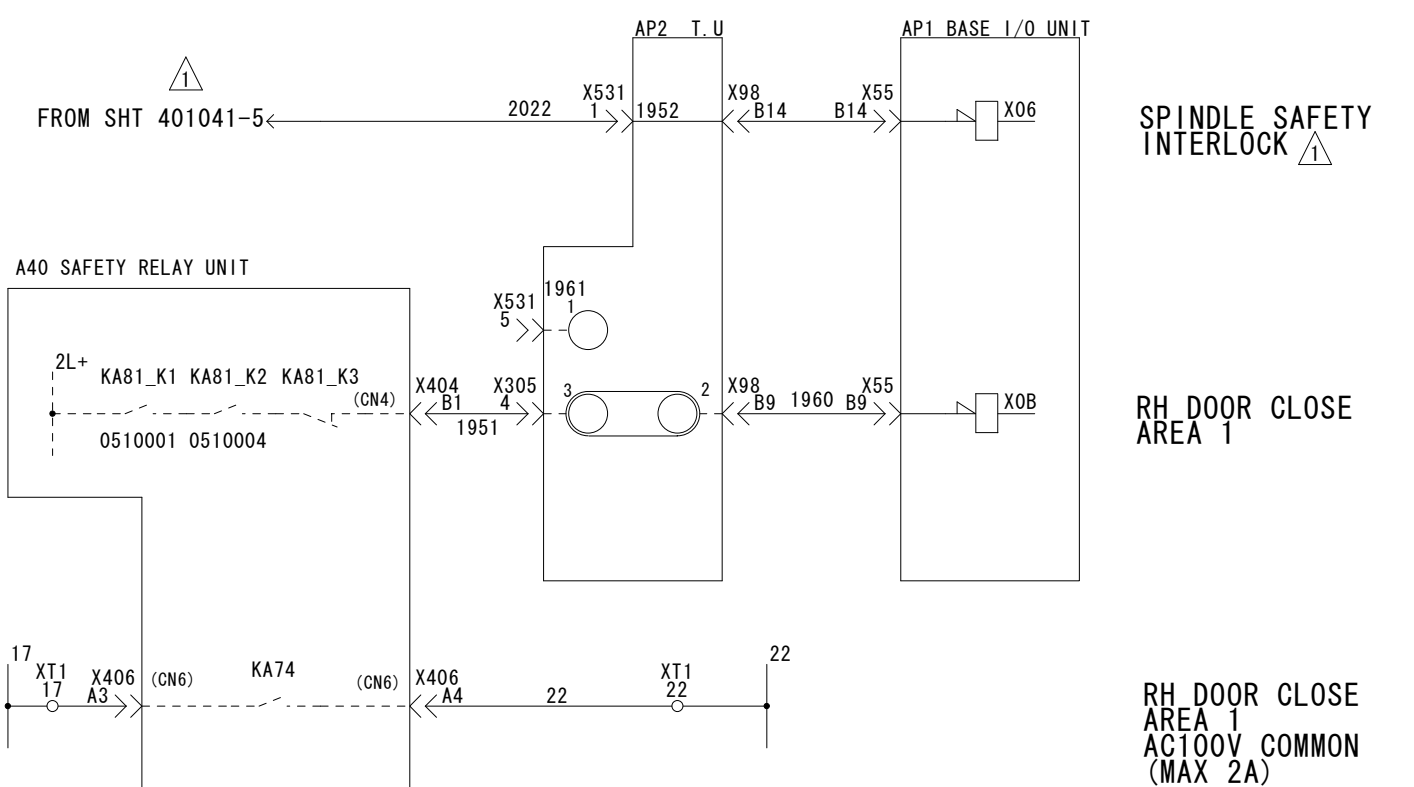
△		<p>YAMAZAKI MAZAK CORPORATION</p>	APR'D BY	CHK'D BY	DRWN BY	TITLE
△			12/12/2007	12/12/2007	12/12/2007	MACHINE RH DOOR SAFETY AREA 1 (1)
△			R. HULL	H. ISHIHARA	A. KAWASAKI	DRWN NO.
△						587002405100

This product is subject to all the applicable Japanese Foreign Exchange and Foreign Trade Law.
 本品は『外国為替及び外国貿易法』に該当しますので外国に輸出する場合には同法に基づく許可を必要とします。

00
01
02
03
04
05
06
07
08
09
10
11
12
13
14
15
16
17
18
19
20
21
22
23



RH DOOR AREA 1
UNLOCK



SPINDLE SAFETY
INTERLOCK ⚠

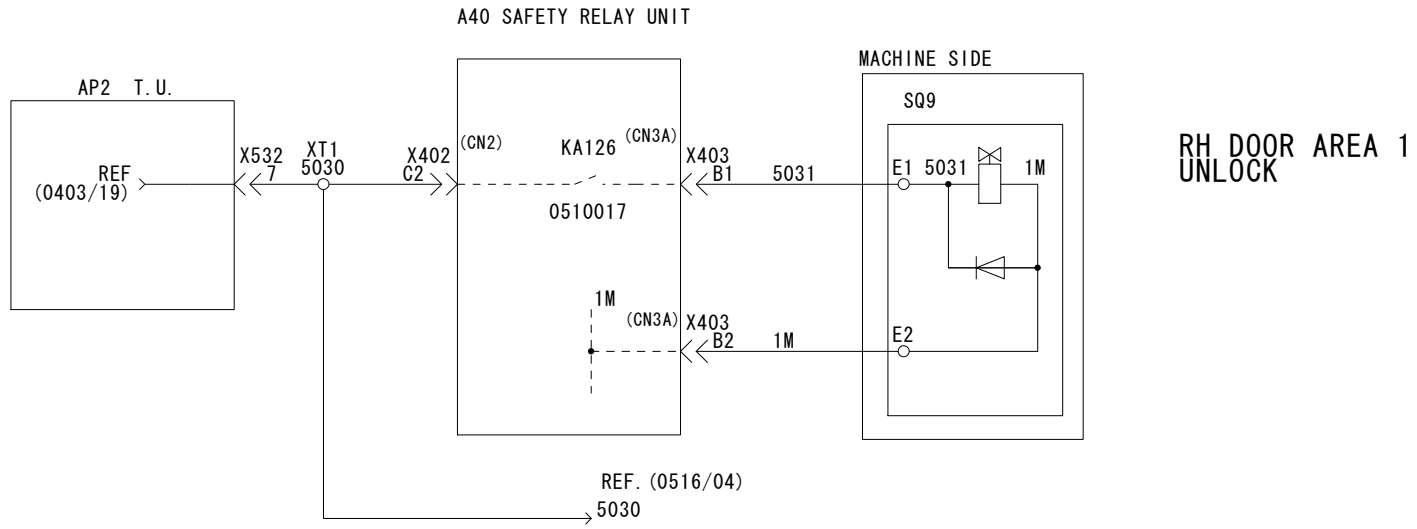
RH DOOR CLOSE
AREA 1

RH DOOR CLOSE
AREA 1
AC100V COMMON
(MAX 2A)

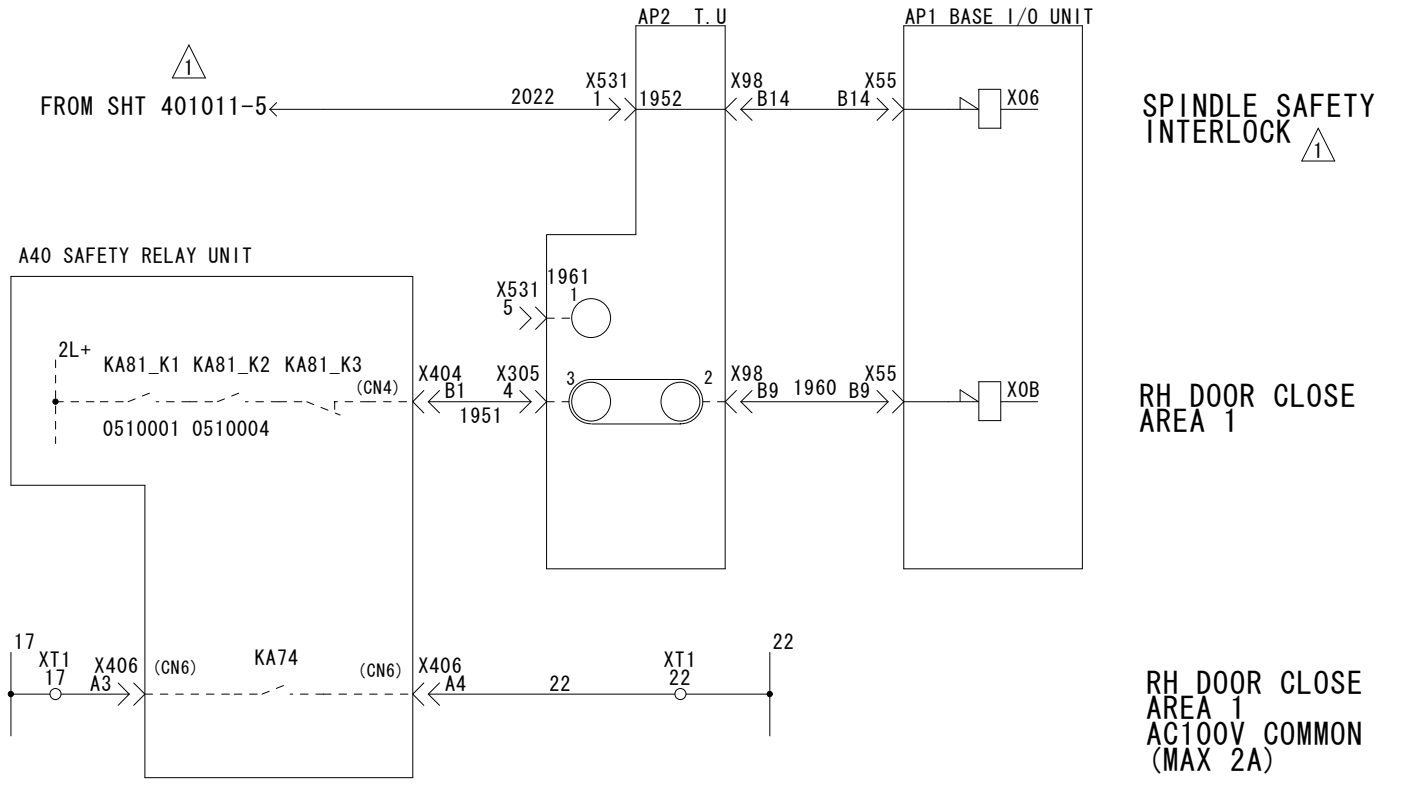
△		 YAMAZAKI MAZAK CORPORATION	APR'D BY	CHK'D BY	DRWN BY	TITLE
△			12/12/2007	12/12/2007	12/12/2007	M/C RH DOOR SAFETY AREA 1 (2) (35KW)
△			R. HULL	H. ISHIHARA	A. KAWASAKI	DRWN NO.
△	EH587HA009E00					587002405111

This product is subject to all the applicable Japanese Foreign Exchange and Foreign Trade Law.
 本品は『外国為替及び外国貿易法』に該当しますので外国に輸出する場合には同法に基づく許可を必要とします。

00
01
02
03
04
05
06
07
08
09
10
11
12
13
14
15
16
17
18
19
20
21
22
23




RH DOOR AREA 1 UNLOCK



SPINDLE SAFETY INTERLOCK

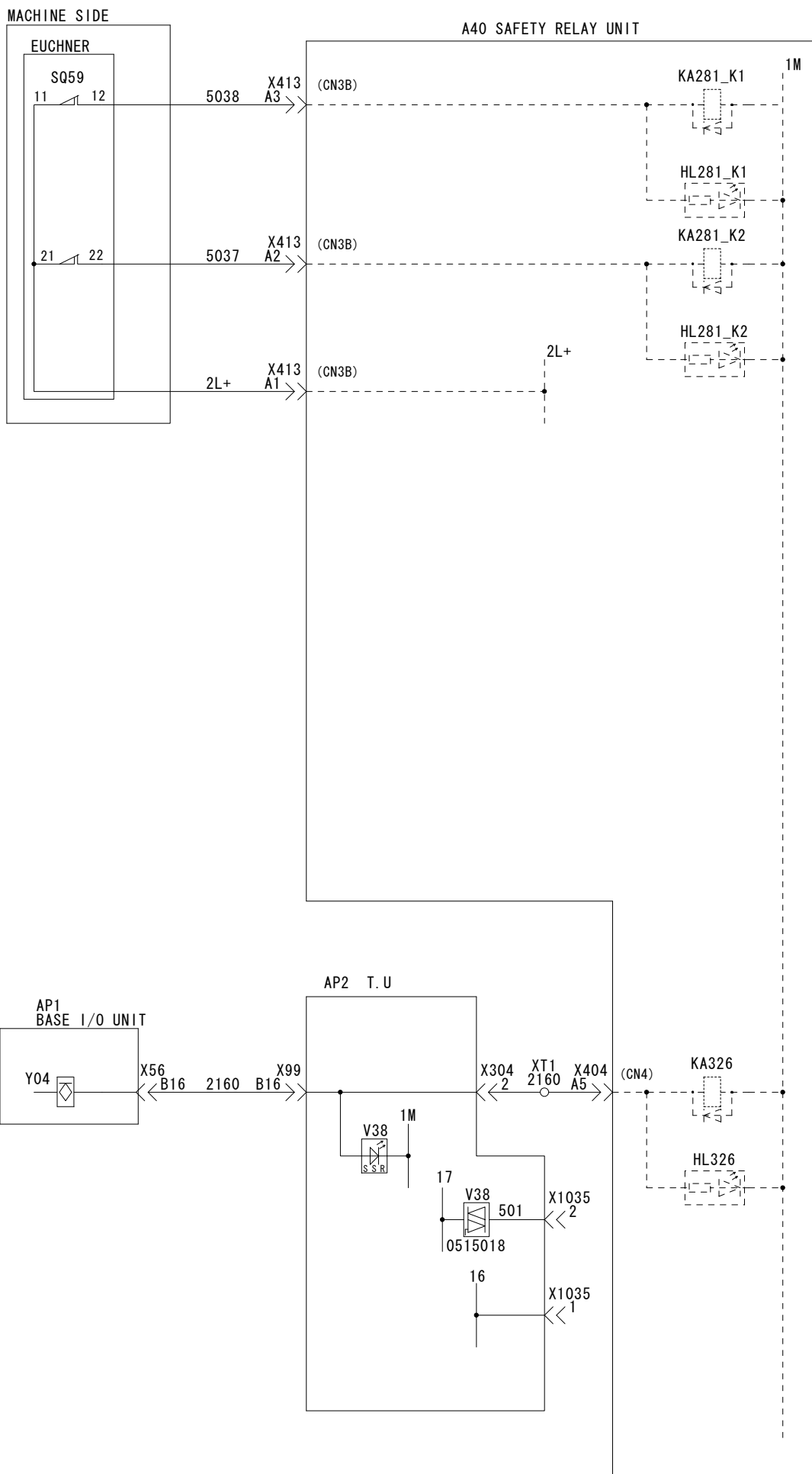
RH DOOR CLOSE AREA 1

RH DOOR CLOSE AREA 1 AC100V COMMON (MAX 2A)

△		 YAMAZAKI MAZAK CORPORATION	APR'D BY	CHK'D BY	DRWN BY	TITLE
△			30/04/2007	30/04/2007	30/04/2007	M/C RH DOOR SAFETY AREA 1 (3) (22KW)
△			R. HULL	H. ISHIHARA	A. KAWASAKI	DRWN NO. 587002405121
△	EH587HA009E00					

This product is subject to all the applicable Japanese Foreign Exchange and Foreign Trade Law. 本品は『外国為替及び外国貿易法』に該当しますので外国に輸出する場合には同法に基づく許可を必要とします。

00
01
02
03
04
05
06
07
08
09
10
11
12
13
14
15
16
17
18
19
20
21
22
23




LH DOOR CLOSE1
AREA 1
a | 0516014
b | _____

LH DOOR CLOSE2
AREA 1
a | _____
b | _____

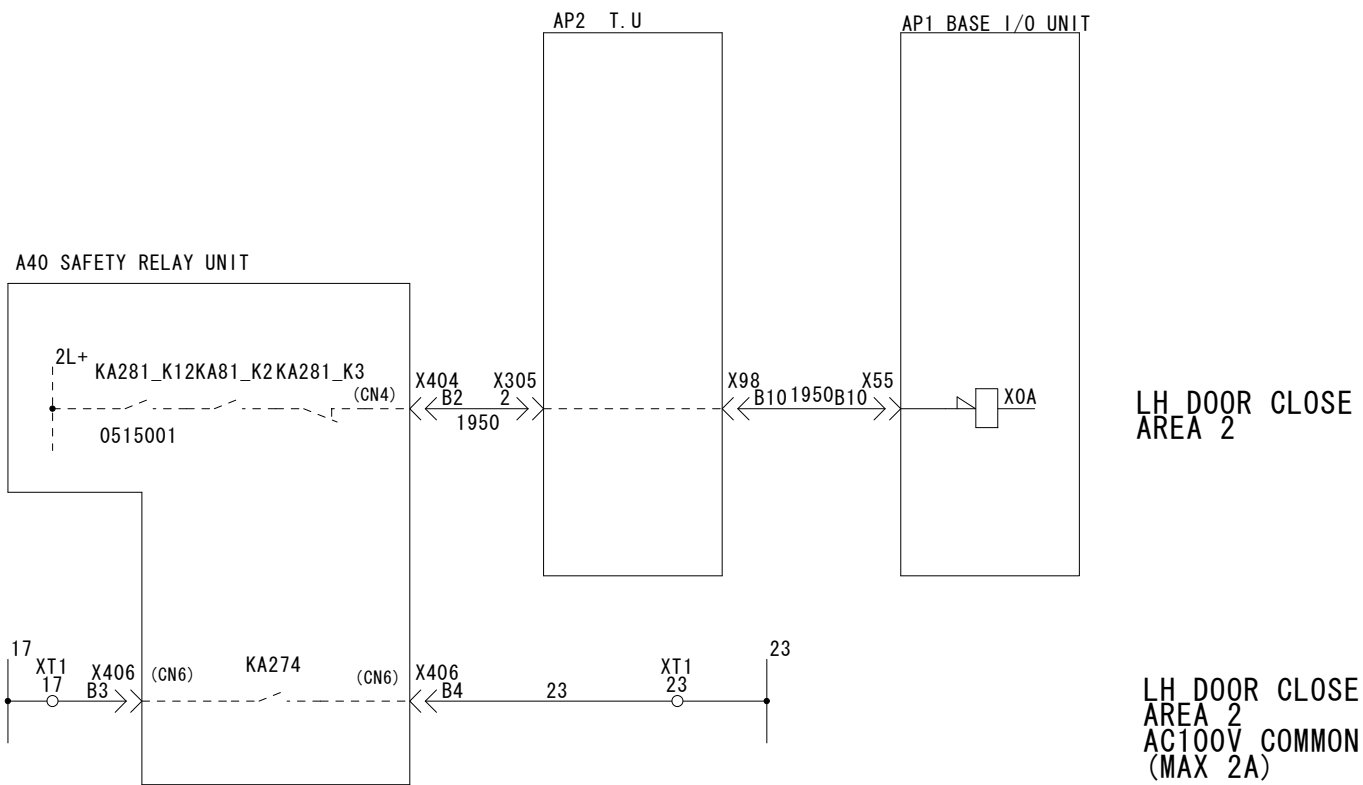
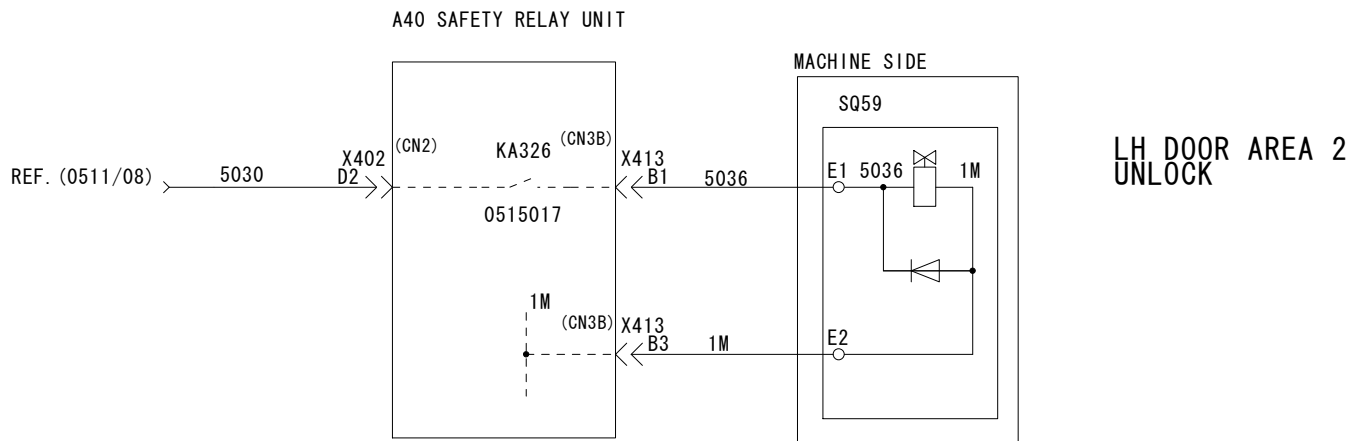
LH DOOR UNLOCK
ENABLE
a | 0516004
b | _____

a | 0515019
b | _____

△		 YAMAZAKI MAZAK CORPORATION	APR'D BY	CHK'D BY	DRWN BY	TITLE
△			12/12/2007	12/12/2007	12/12/2007	MACHINE LH DOOR SAFETY AREA 2 (1)
△			R. HULL	H. ISHIHARA	A. KAWASAKI	DRWN NO. 587002405150
△						
△						

This product is subject to all the applicable Japanese Foreign Exchange and Foreign Trade Law.
 本品は『外国為替及び外国貿易法』に該当しますので外国に輸出する場合には同法に基づく許可を必要とします。

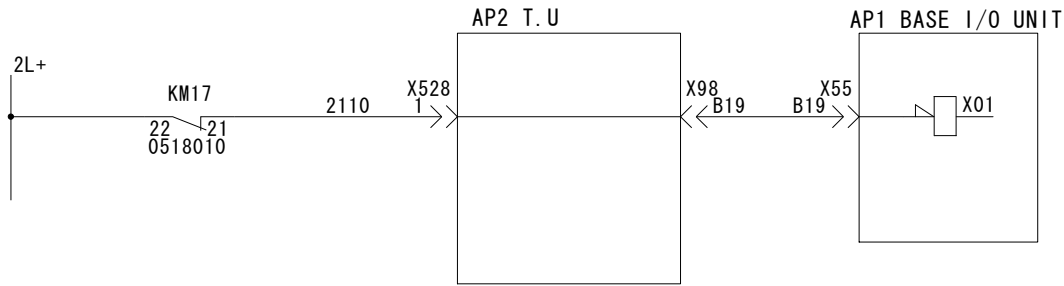
00
01
02
03
04
05
06
07
08
09
10
11
12
13
14
15
16
17
18
19
20
21
22
23



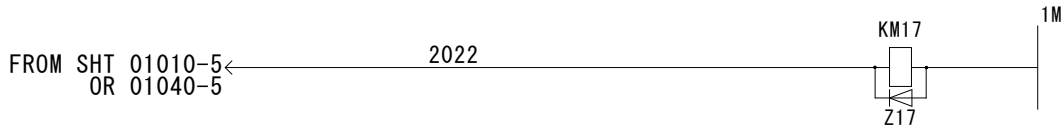
△		 YAMAZAKI MAZAK CORPORATION	APR'D BY	CHK'D BY	DRWN BY	TITLE
△			12/12/2007	12/12/2007	12/12/2007	MACHINE LH DOOR SAFETY AREA 2 (2)
△			R. HULL	H. ISHIHARA	A. KAWASAKI	DRWN NO.
△						587002405160

This product is subject to all the applicable Japanese Foreign Exchange and Foreign Trade Law.
 本品は『外国為替及び外国貿易法』に該当しますので外国に輸出する場合には同法に基づく許可を必要とします。

00
01
02
03
04
05
06
07
08
09
10
11
12
13
14
15
16
17
18
19
20
21
22
23




ATC & SHIFTER
POWER OFF

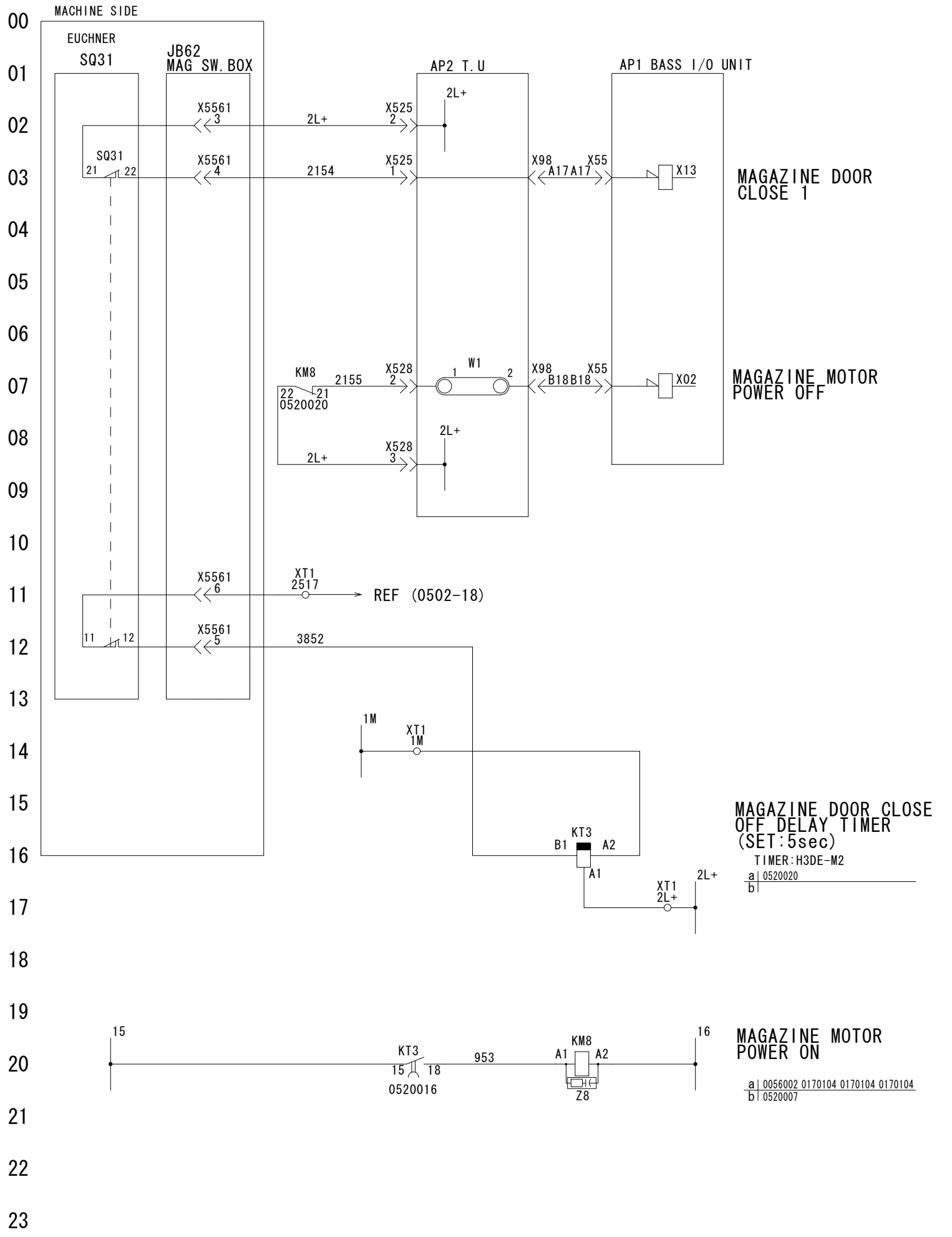



ATC MOTOR &
SHIFTER MOTOR
POWER ON

a | 0056008 0180005 0180005 0180005
b | 0518003
a | 0190106 0190106 0190106
b |

△		 YAMAZAKI MAZAK CORPORATION	APR'D BY	CHK'D BY	DRWN BY	TITLE
△			12/12/2007	12/12/2007	12/12/2007	MACHINE DOOR SAFETY (3)
△			R. HULL	H. ISHIHARA	A. KAWASAKI	DRWN NO.
△						587002405180

This product is subject to all the applicable Japanese Foreign Exchange and Foreign Trade Law.
 本品は『外国為替及び外国貿易法』に該当しますので外国に輸出する場合には同法に基づく許可を必要とします。

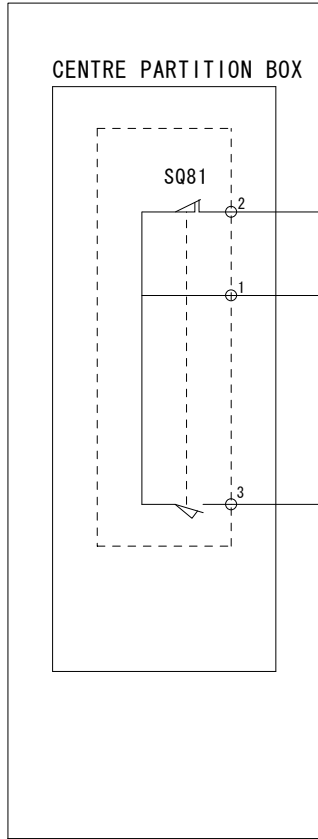


△		 YAMAZAKI MAZAK CORPORATION	APR'D BY	CHK'D BY	DRWN BY	TITLE
△			12/12/2007	12/12/2007	12/12/2007	MAGAZINE DOOR SAFETY
△			R. HULL	H. ISHIHARA	A. KAWASAKI	DRWN NO. 587002405200
△						
△						

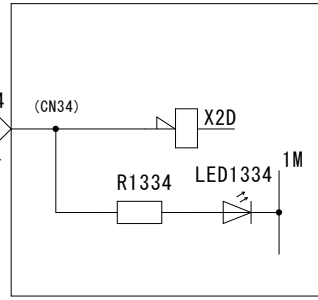
This product is subject to all the applicable Japanese Foreign Exchange and Foreign Trade Law.
 本品は『外国為替及び外国貿易法』に該当しますので外国に輸出する場合には同法に基づく許可を必要とします。

00
01
02
03
04
05
06
07
08
09
10
11
12
13
14
15
16
17
18
19
20
21
22
23

MACHINE SIDE



AP13 REMOTE I/O CARD



CENTRE PARTITION
NEGLECT
(CENTER COVER LS.)

CENTRE PARTITION
EFFECTIVE

a | 0101110 0104110 0541020 0545020
b | 0541015 0541015 0545015 0545015

1334

2L+

5184

X1334

2

XT1

2L+

(CN34)

X2D

R1334

LED1334


1M

KA110

A1

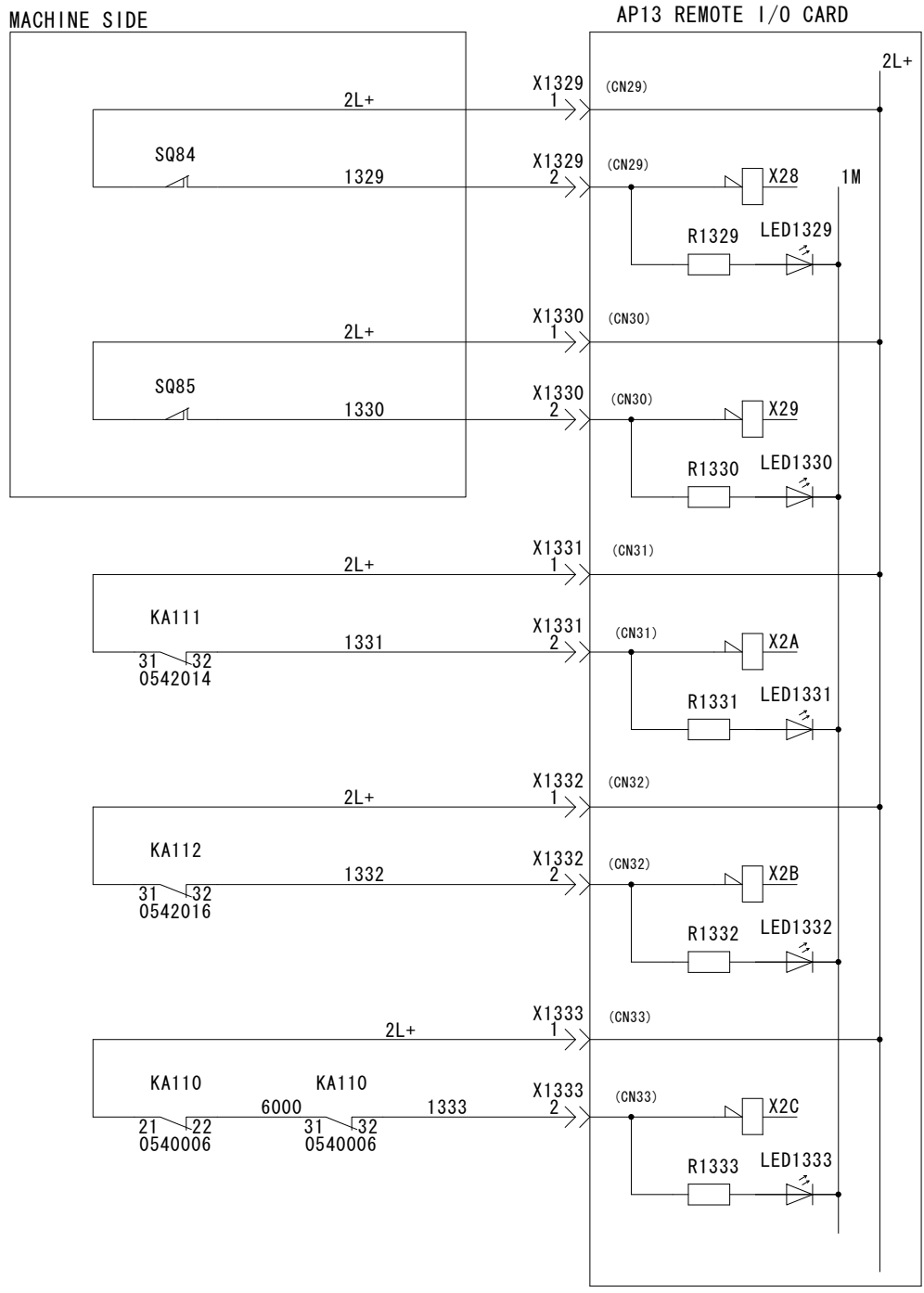
A2

1M

△		 YAMAZAKI MAZAK CORPORATION	APR'D BY	CHK'D BY	DRWN BY	TITLE	
△			12/12/2007	12/12/2007	12/12/2007	CENTRE PARTITION (1) (OPTION)	
△			R. HULL	H. ISHIHARA	A. KAWASAKI		
△							DRWN NO.
△							587002405400

This product is subject to all the applicable Japanese Foreign Exchange and Foreign Trade Law.
 本品は『外国為替及び外国貿易法』に該当しますので外国に輸出する場合には同法に基づく許可を必要とします。

00
01
02
03
04
05
06
07
08
09
10
11
12
13
14
15
16
17
18
19
20
21
22
23



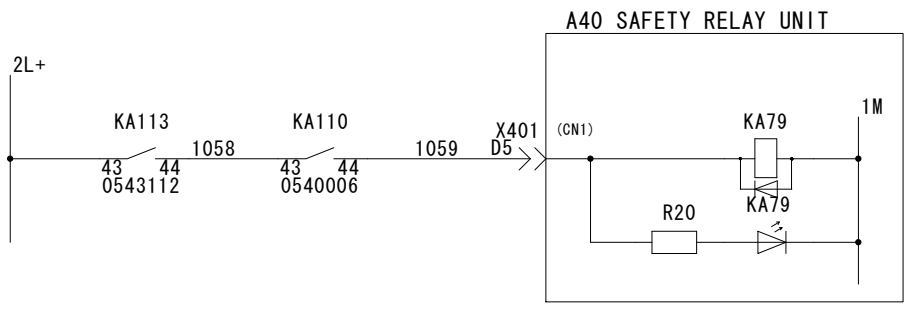
X-AXIS INTERLOCK 1
AREA 1 RH SIDE

X-AXIS INTERLOCK 2
AREA 2 LH SIDE

AREA 1 OUTPUT RELAY
CHECK


AREA 2 OUTPUT RELAY
CHECK

CENTRE PARTITION NOT
EFFECTIVE SIGNAL



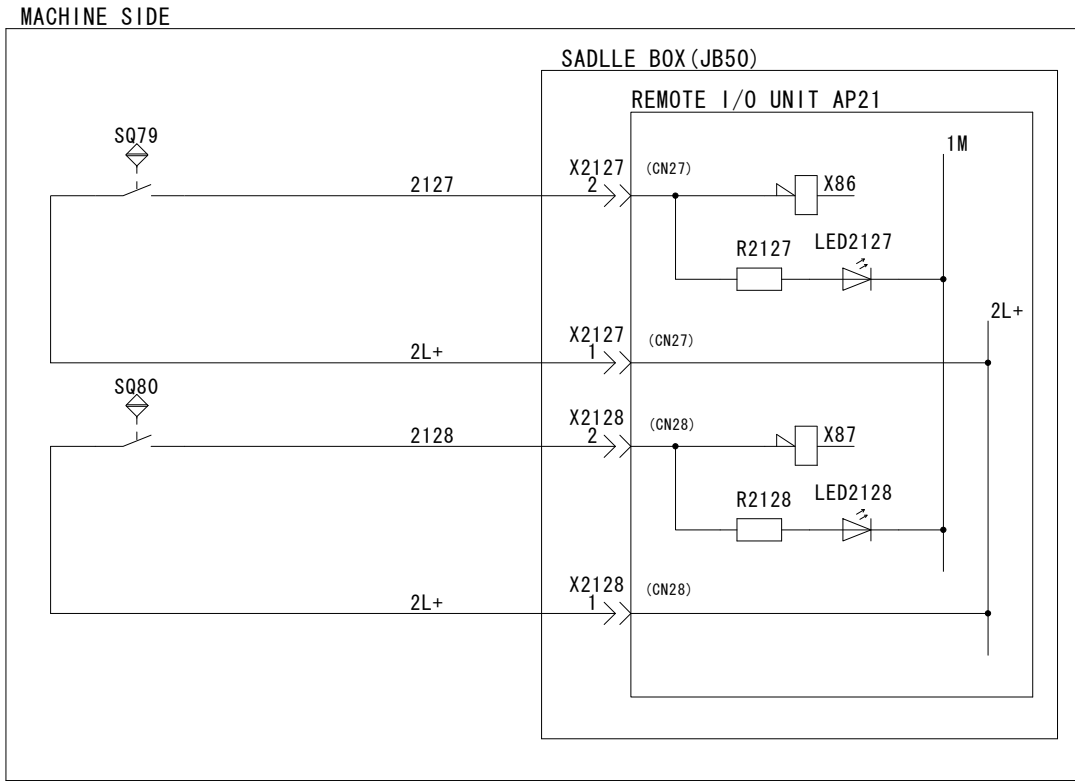
CENTRE PARTITION
EFFECTIVE

a/ _____
b/ _____

△		 YAMAZAKI MAZAK CORPORATION	APR'D BY	CHK'D BY	DRWN BY	TITLE
△			12/12/2007	12/12/2007	12/12/2007	CENTRE PARTITION (2) (OPTION)
△			R. HULL	H. ISHIHARA	A. KAWASAKI	DRWN NO. 587002405410
△						

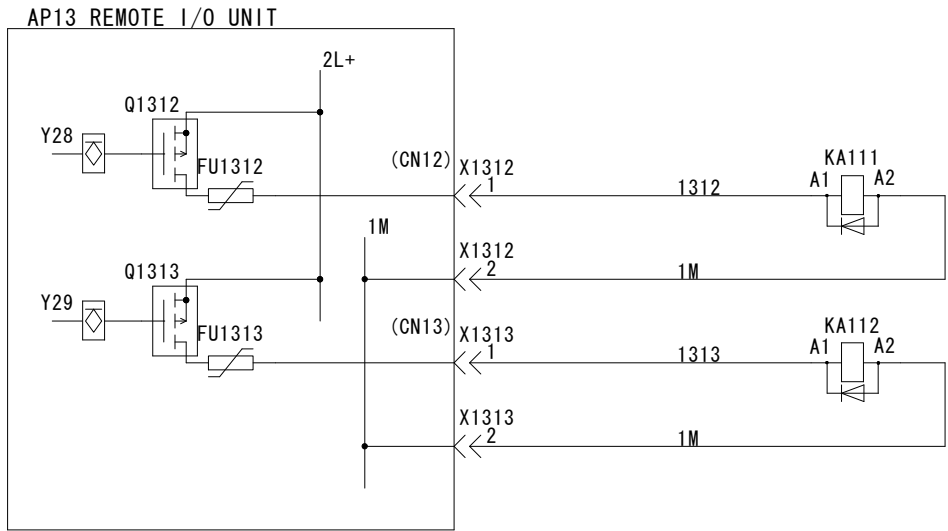
This product is subject to all the applicable Japanese Foreign Exchange and Foreign Trade Law.
 本品は『外国為替及び外国貿易法』に該当しますので外国に輸出する場合には同法に基づく許可を必要とします。

00
01
02
03
04
05
06
07
08
09
10
11
12
13
14
15
16
17
18
19
20
21
22
23



MACHINE IN
AREA 1 RH SIDE

MACHINE IN
AREA 2 LH SIDE




AREA 1 OUTPUT ENABLE
RH SIDE

a | 0101112 0104112
b | 0101112 0104112 0541009 0545009

AREA 2 OUTPUT ENABLE
LH SIDE

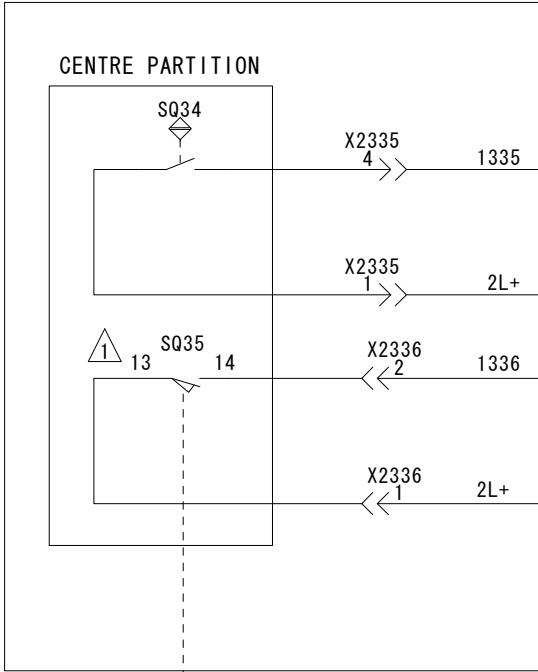
a | 0101112 0104112
b | 0101112 0104112 0541012 0545012

△		 YAMAZAKI MAZAK CORPORATION	APR'D BY	CHK'D BY	DRWN BY	TITLE
△			12/12/2007	12/12/2007	12/12/2007	CENTRE PARTITION (3) (OPTION)
△			R. HULL	H. ISHIHARA	A. KAWASAKI	DRWN NO. 587002405420
△						

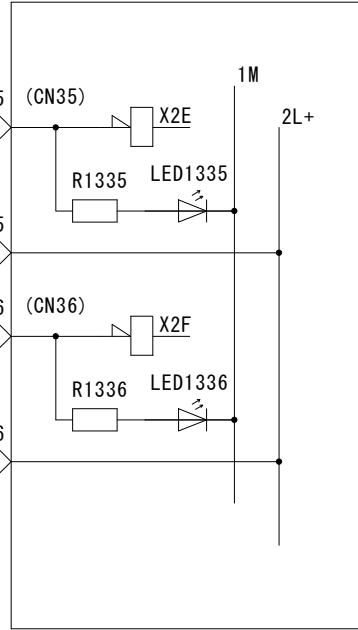
This product is subject to all the applicable Japanese Foreign Exchange and Foreign Trade Law.
 本品は『外国為替及び外国貿易法』に該当しますので外国に輸出する場合には同法に基づく許可を必要とします。

00
01
02
03
04
05
06
07
08
09
10
11
12
13
14
15
16
17
18
19
20
21
22
23

MACHINE SIDE

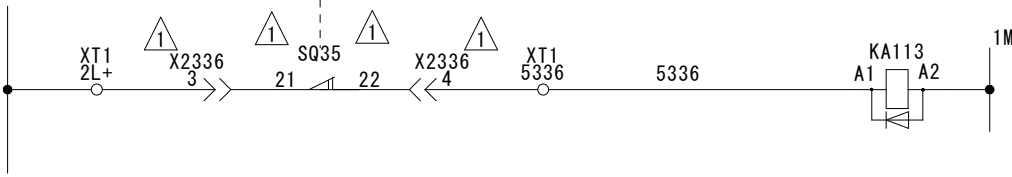


AP13 REMOTE I/O UNIT



SHUTTER OPEN REED SWITCH

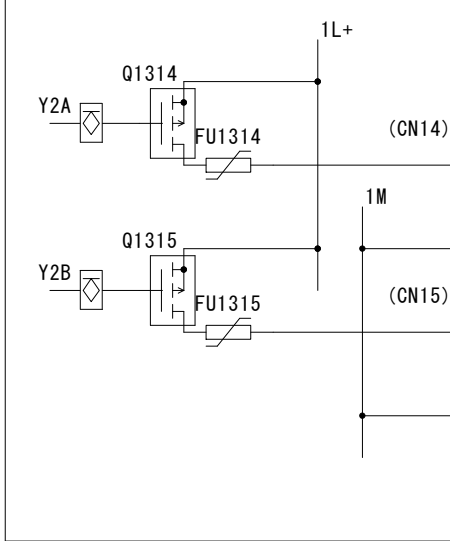
SHUTTER CLOSED LIMIT SWITCH



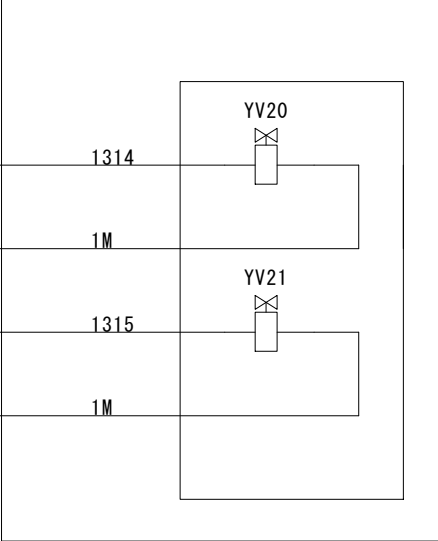
SHUTTER CLOSED RELAY

a| 0101110 0104110 0541020 0545020
b|

AP13 REMOTE I/O UNIT



MACHINE SIDE



SHUTTER OPEN SOLENOID

SHUTTER CLOSE SOLENOID

△	
△	
△	
△	
△	EH587HA009E00 GH 07/04/08



APR'D BY	CHK'D BY	DRWN BY
12/12/2007	12/12/2007	12/12/2007
R HULL	H. ISHIHARA	GH

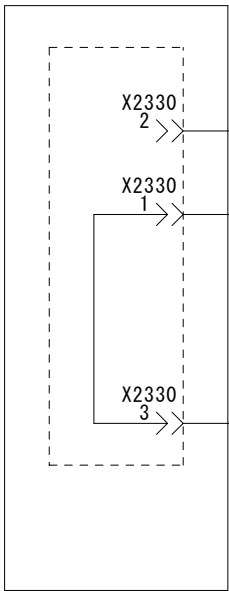
TITLE
CENTRE PARTITION (4) OPTION
DRWN NO. 587002405431

This product is subject to all the applicable Japanese Foreign Exchange and Foreign Trade Law. 本品は『外国為替及び外国貿易法』に該当しますので外国に輸出する場合には同法に基づく許可を必要とします。

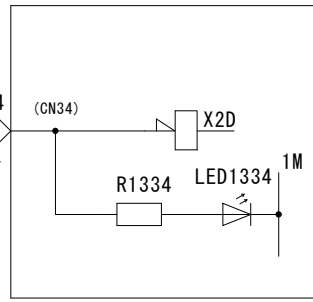
00
01
02
03
04
05
06
07
08
09
10
11
12
13
14
15
16
17
18
19
20
21
22
23

MACHINE SIDE

CENTRE PARTITION ASSEMBLY
(WHEN FITTED)



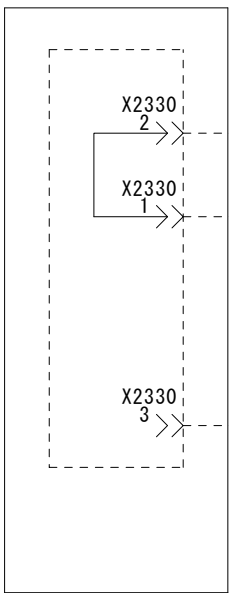
AP13 REMOTE I/O CARD



CENTRE PARTITION
NEGLECT

CENTRE PARTITION
EFFECTIVE

TABLE MOUNTED SOCKET
(CENTRE PARTITION NOT FITTED)



1334

2L+

5184

X1334
2

2L+

XT1
2L+

(CN34)

X2D

R1334

LED1334

1M

KA110
A1 A2

1M

X2330
2

X2330
1

X2330
3

△	
△	
△	
△	
△	



APR'D BY	CHK'D BY	DRWN BY
15/02/2010	15/02/2010	15/02/2010
R. HULL	S ITO	G HOWELL

TITLE
CENTRE PARTITION Mk2 (1) (OPTION)
DRWN NO. 587002405440

This product is subject to all the applicable Japanese Foreign Exchange and Foreign Trade Law.
 本品は『外国為替及び外国貿易法』に該当しますので外国に輸出する場合には同法に基づく許可を必要とします。

00

01

MACHINE SIDE

AP13 REMOTE I/O CARD

02

03

04

05

06

07

08

09

10

11

12

13

14

15

16

17

18

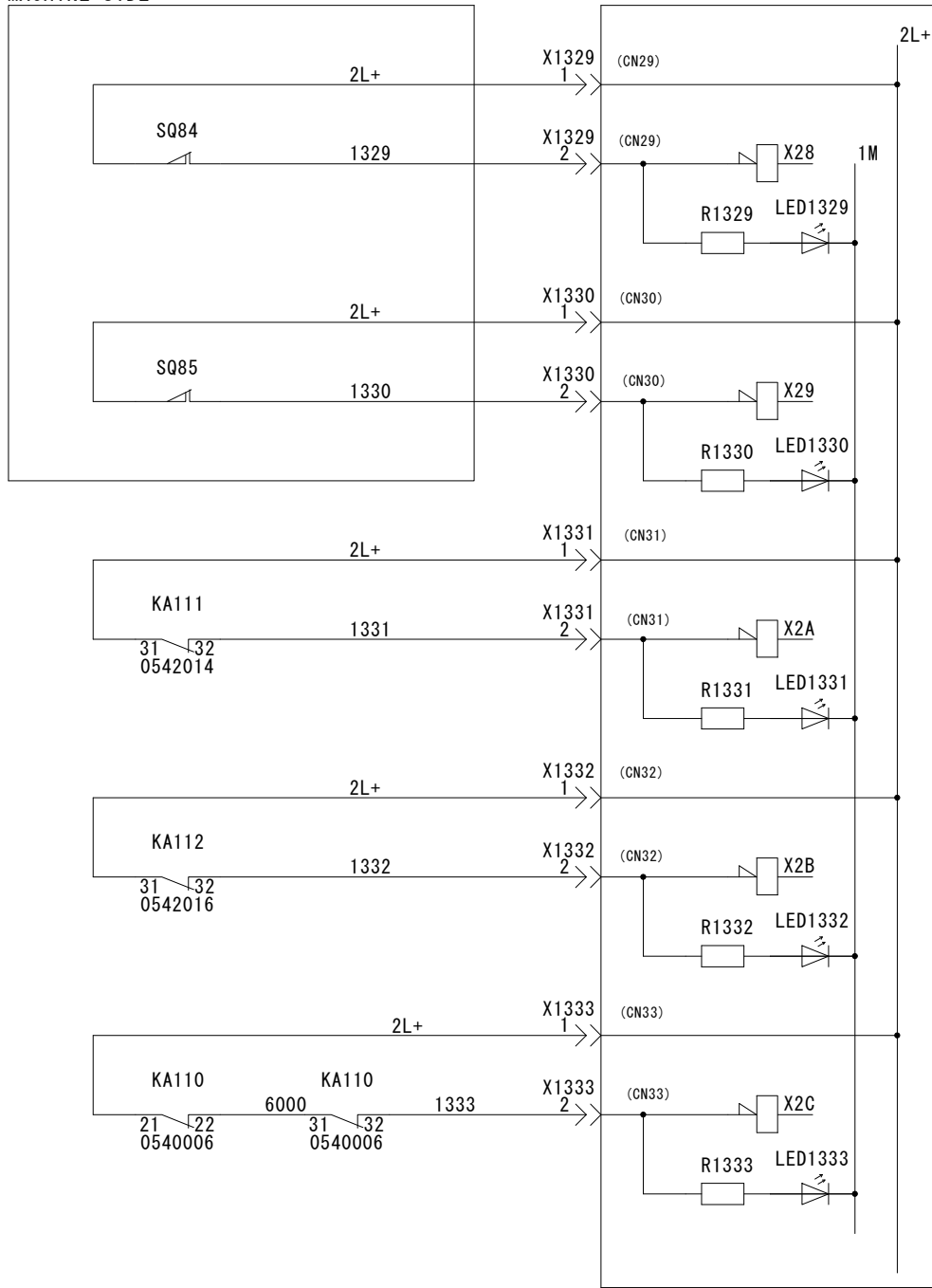
19

20

21

22

23



X-AXIS INTERLOCK 1
AREA 1 RH SIDE

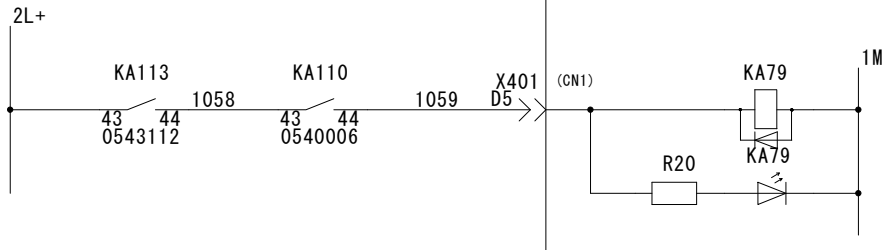
X-AXIS INTERLOCK 2
AREA 2 LH SIDE

AREA 1 OUTPUT RELAY
CHECK

AREA 2 OUTPUT RELAY
CHECK

CENTRE PARTITION NOT
EFFECTIVE SIGNAL

A40 SAFETY RELAY UNIT

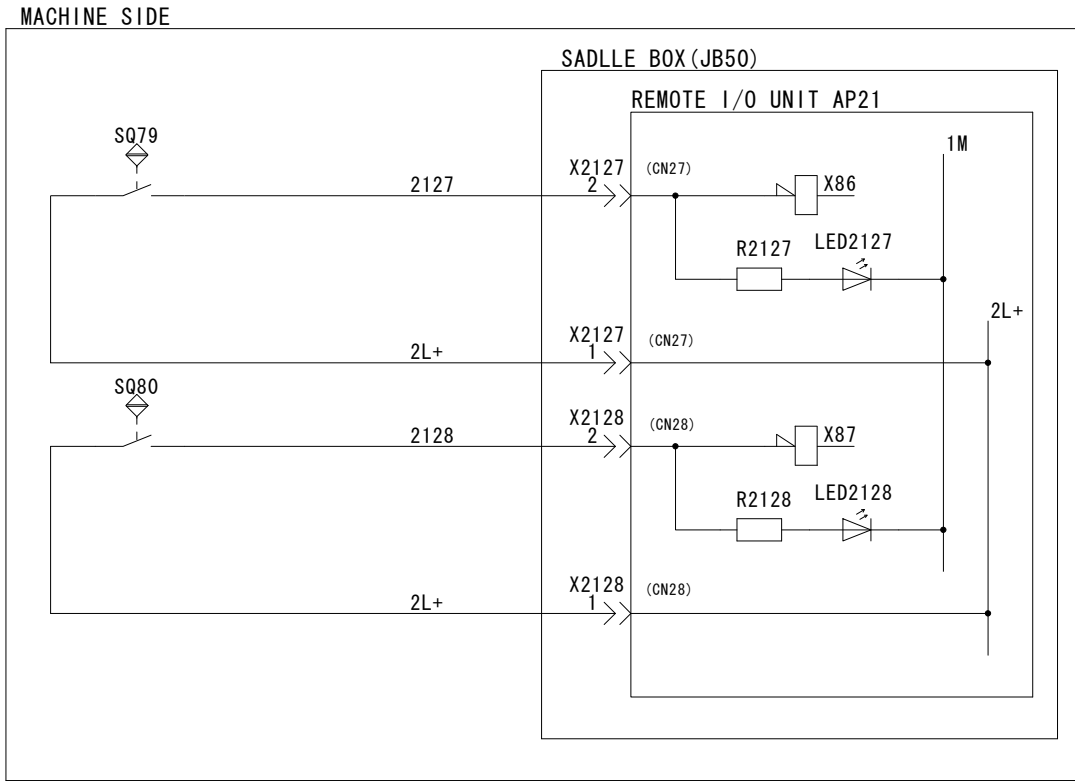


CENTRE PARTITION
EFFECTIVE

△		 YAMAZAKI MAZAK CORPORATION	APR'D BY	CHK'D BY	DRWN BY	TITLE
△			15/02/2010	15/02/2010	15/02/2010	CENTRE PARTITION Mk2 (2) (OPTION)
△			R. HULL	S ITO	G HOWELL	DRWN NO. 587002405450
△						

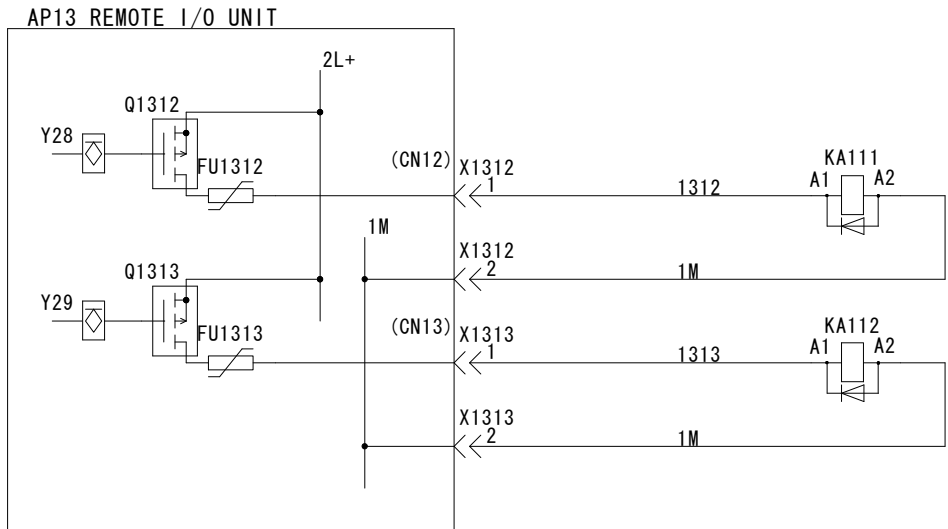
This product is subject to all the applicable Japanese Foreign Exchange and Foreign Trade Law.
 本品は『外国為替及び外国貿易法』に該当しますので外国に輸出する場合には同法に基づく許可を必要とします。

00
01
02
03
04
05
06
07
08
09
10
11
12
13
14
15
16
17
18
19
20
21
22
23




MACHINE IN
AREA 1 RH SIDE

MACHINE IN
AREA 2 LH SIDE



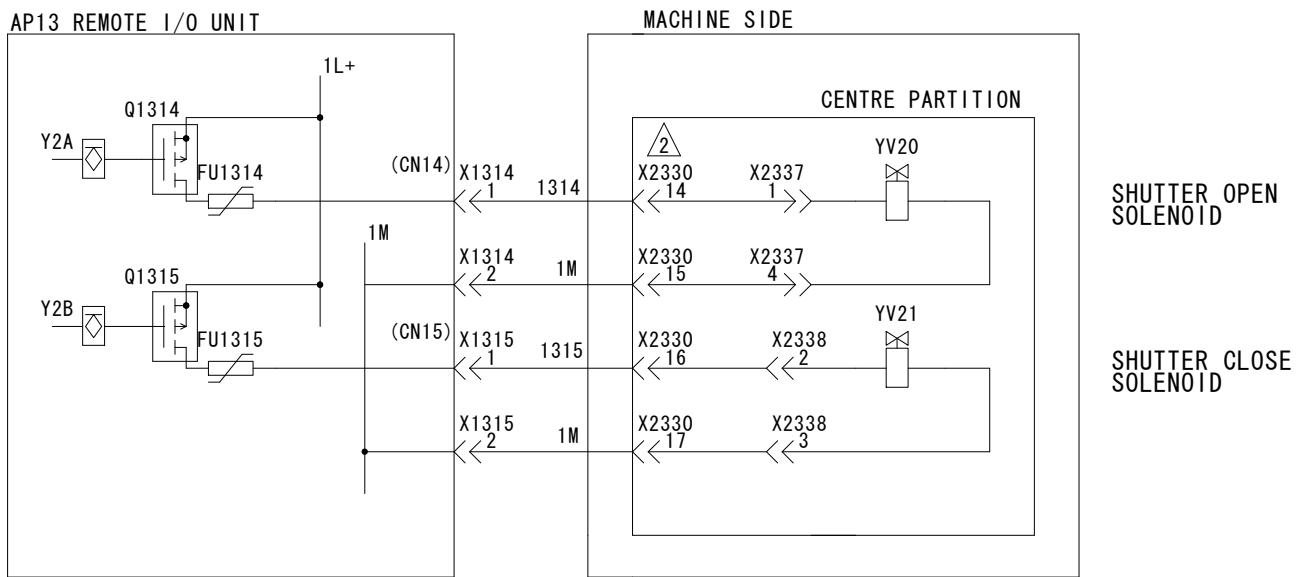
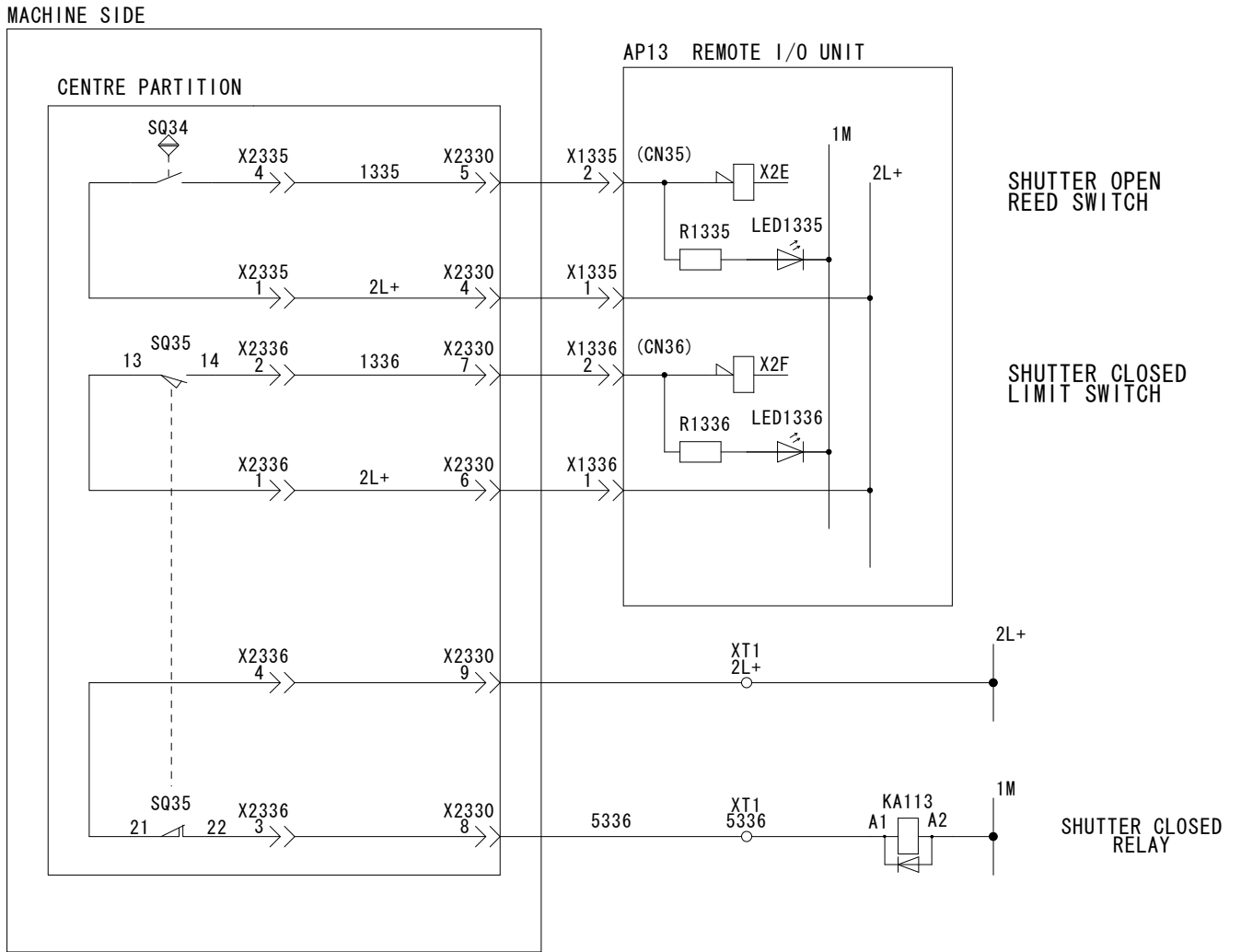
AREA 1 OUTPUT ENABLE
RH SIDE


AREA 2 OUTPUT ENABLE
LH SIDE

△		 YAMAZAKI MAZAK CORPORATION	APR'D BY	CHK'D BY	DRWN BY	TITLE
△			15/02/2010	15/02/2010	15/02/2010	CENTRE PARTITION Mk2 (3) (OPTION)
△			R. HULL	S ITO	A. KAWASAKI	DRWN NO.
△						587002405460

This product is subject to all the applicable Japanese Foreign Exchange and Foreign Trade Law.
 本品は『外国為替及び外国貿易法』に該当しますので外国に輸出する場合には同法に基づく許可を必要とします。

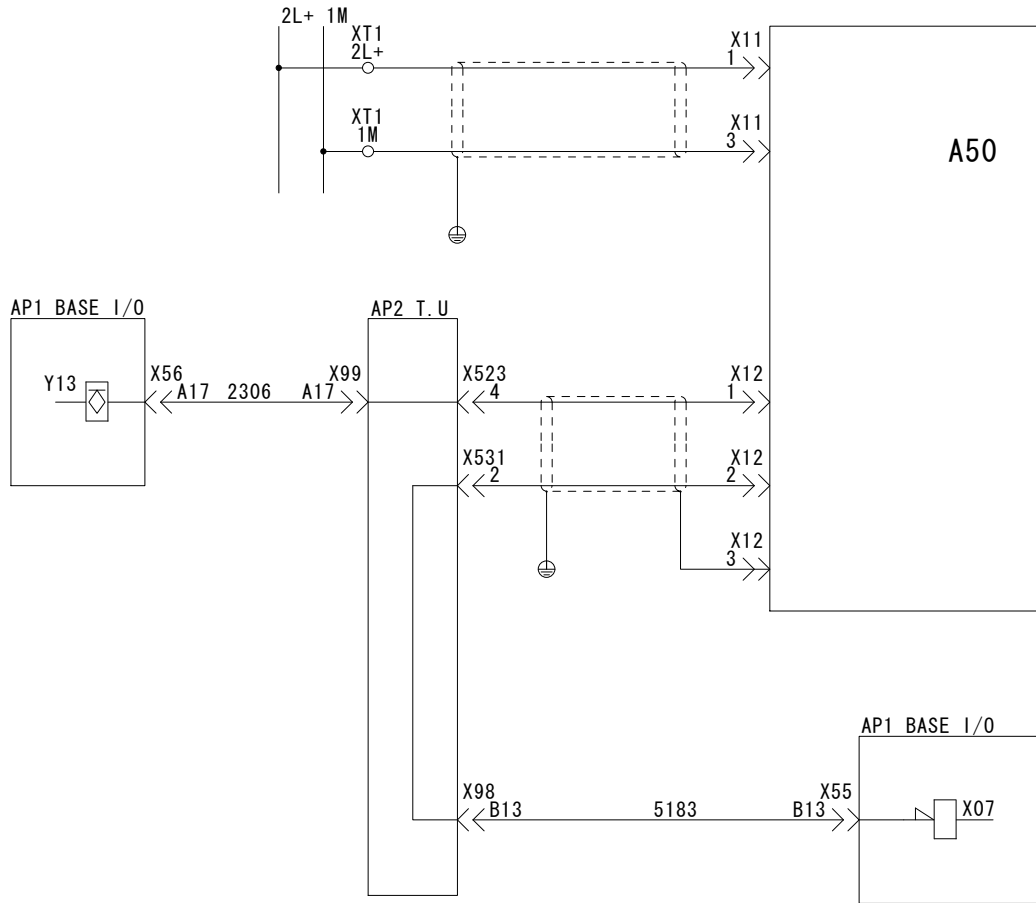
00
01
02
03
04
05
06
07
08
09
10
11
12
13
14
15
16
17
18
19
20
21
22
23



△		 YAMAZAKI MAZAK CORPORATION	APR'D BY	CHK'D BY	DRWN BY	TITLE
△			15/02/2010	15/02/2010	15/02/2010	CENTRE PARTITION Mk2 (4) OPTION
△			R HULL	S ITO	G HOWELL	DRWN NO. 587002405470
△						

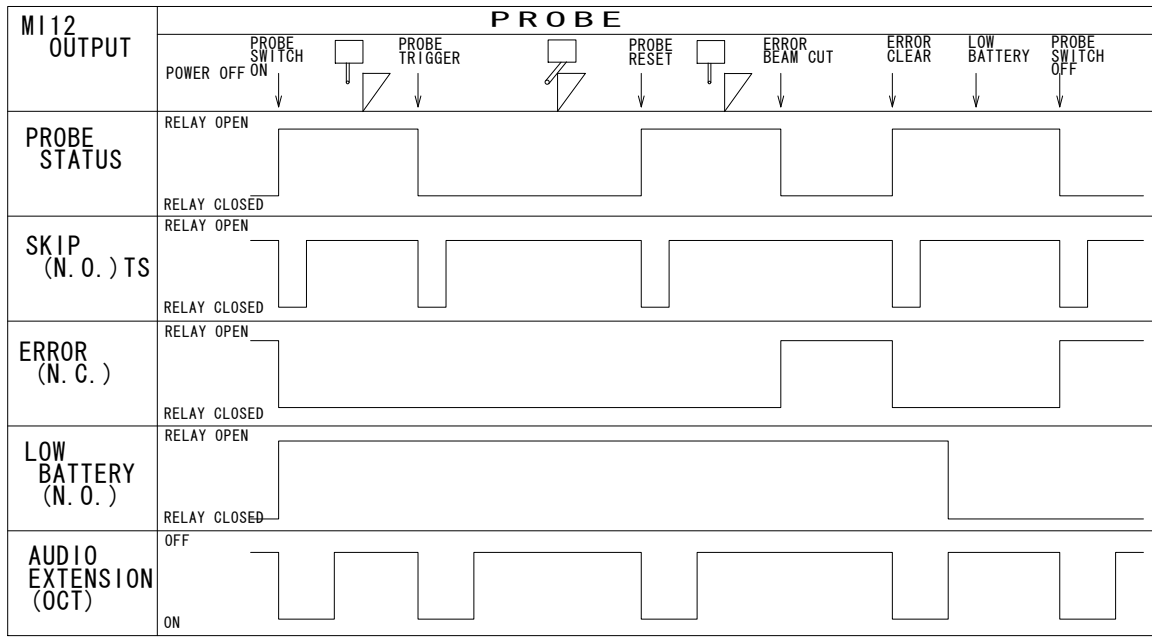
This product is subject to all the applicable Japanese Foreign Exchange and Foreign Trade Law.
 本品は『外国為替及び外国貿易法』に該当しますので外国に輸出する場合には同法に基づく許可を必要とします。

00
01
02
03
04
05
06
07
08
09
10
11
12
13
14
15
16
17
18
19
20
21
22
23

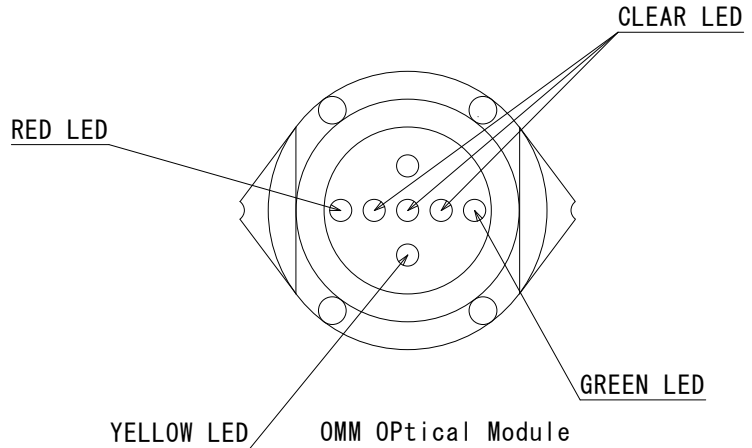
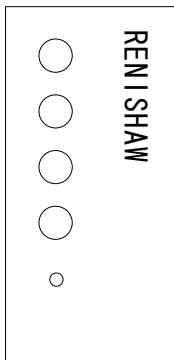
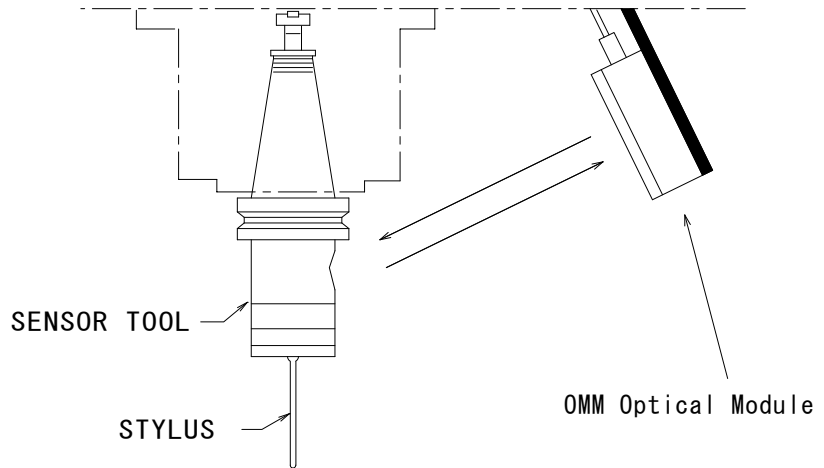
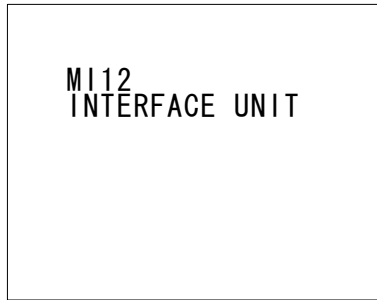
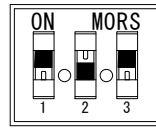


△		 YAMAZAKI MAZAK CORPORATION	APR'D BY	CHK'D BY	DRWN BY	TITLE
△			12/12/2007	12/12/2007	12/12/2007	Mazak
△			R HULL	H ISHIHARA	GH	IHC NEKUST ESI
△						DRWN NO. 587002405500

This product is subject to all the applicable Japanese Foreign Exchange and Foreign Trade Law.
 本品は『外国為替及び外国貿易法』に該当しますので外国に輸出する場合には同法に基づく許可を必要とします。



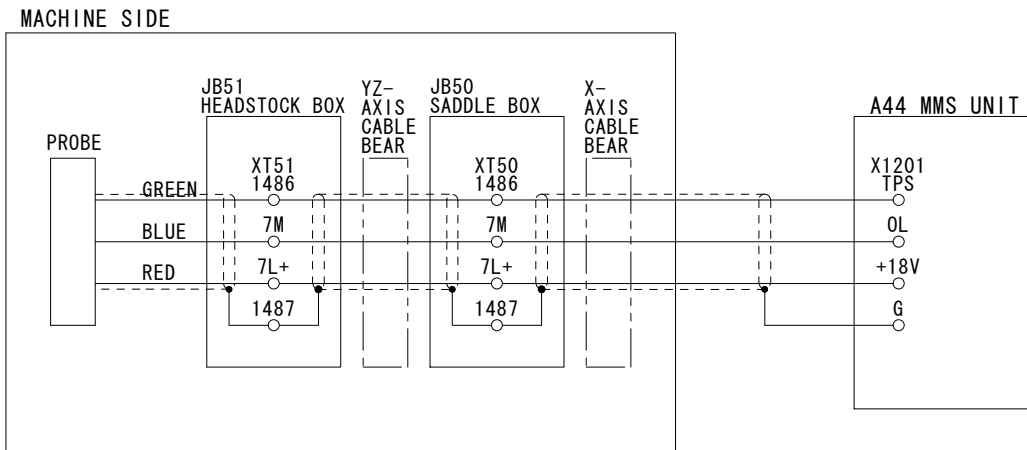
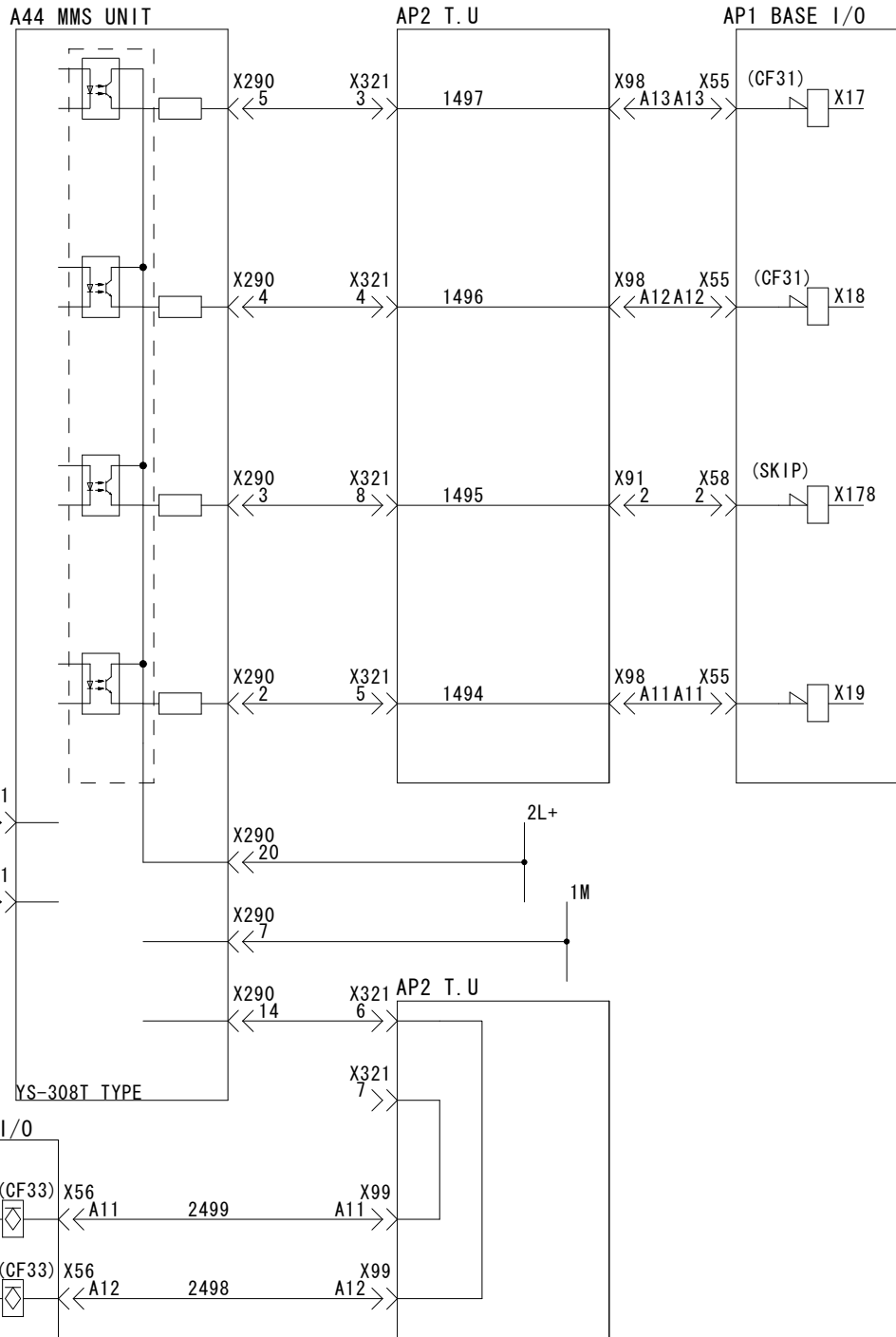
SETTING OF DIP SWITCH (MP10 PROBE)
SW1



△		 YAMAZAKI MAZAK CORPORATION	APR'D BY	CHK'D BY	DRWN BY	TITLE
△			12/12/2007	12/12/2007	12/12/2007	MMS UNIT 2/2 HEAD TYPE (OPTION)
△			R. HULL	H. ISHIHARA	A. KAWASAKI	DRWN NO.
△						587002410010

This product is subject to all the applicable Japanese Foreign Exchange and Foreign Trade Law.
 本品は『外国為替及び外国貿易法』に該当しますので外国に輸出する場合には同法に基づく許可を必要とします。

00
01
02
03
04
05
06
07
08
09
10
11
12
13
14
15
16
17
18
19
20
21
22
23



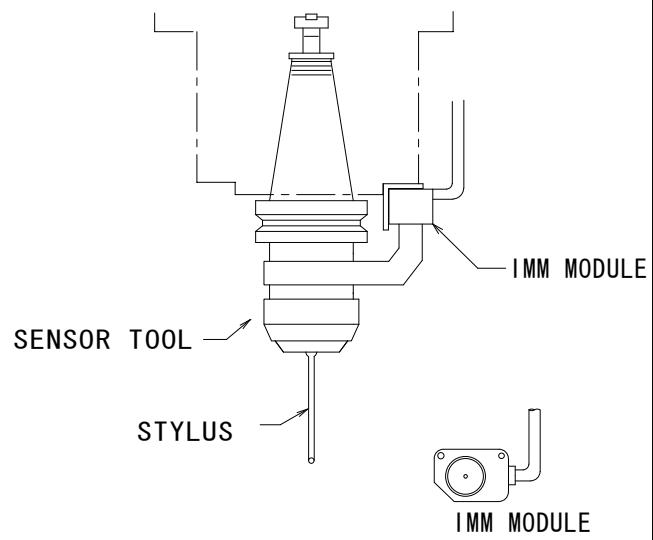
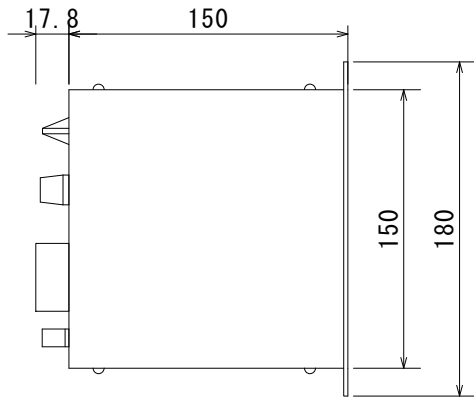
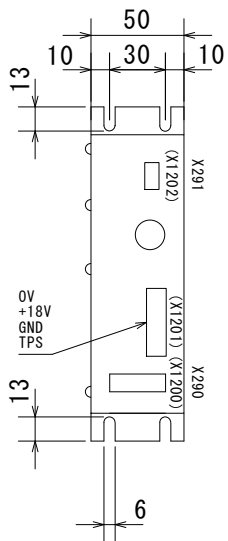
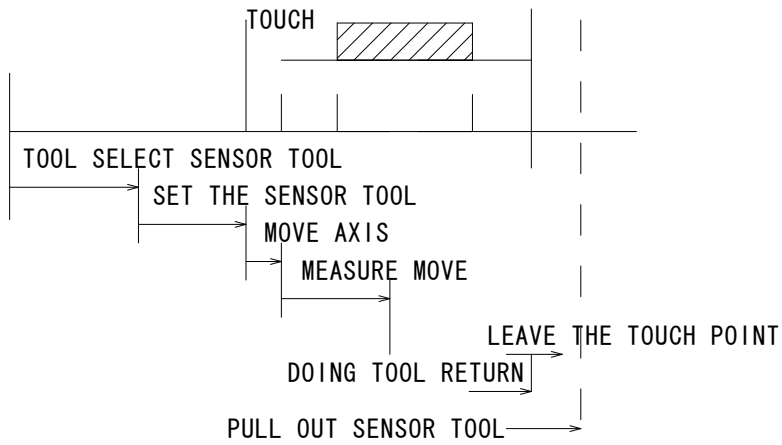
△		APR'D BY	CHK'D BY	DRWN BY	TITLE
△		12/12/2007	12/12/2007	12/12/2007	MMS UNIT 1/2
△		R. HULL	H. ISHIHARA	A. KAWASAKI	MP3 TYPE (OPTION)
△					DRWN NO. 587002410020



This product is subject to all the applicable Japanese Foreign Exchange and Foreign Trade Law. 本品は『外国為替及び外国貿易法』に該当しますので外国に輸出する場合には同法に基づく許可を必要とします。

MMS INTERFACE UNIT TIMING CHART

TOOL SET TO SPINDLE		
MMS POWER ON		FUSE BLOWN ALARM EMERGENCY STOP
SENSOR READY		RECIVE
MMS START COMMAND		SEND MMS STAART COMMAND TO MMS UNIT
MMS START		CHECK MMS START COMMAND FOR 0.5sec
MMS SKIP		SEND SKIP SIGNAL TO MC



△		 YAMAZAKI MAZAK CORPORATION	APR'D BY	CHK'D BY	DRWN BY	TITLE
△			12/12/2007	12/12/2007	12/12/2007	MMS UNIT 2/2 MP3 TYPE (OPTION)
△			R. HULL	H. ISHIHARA	A. KAWASAKI	DRWN NO. 587002410030
△						

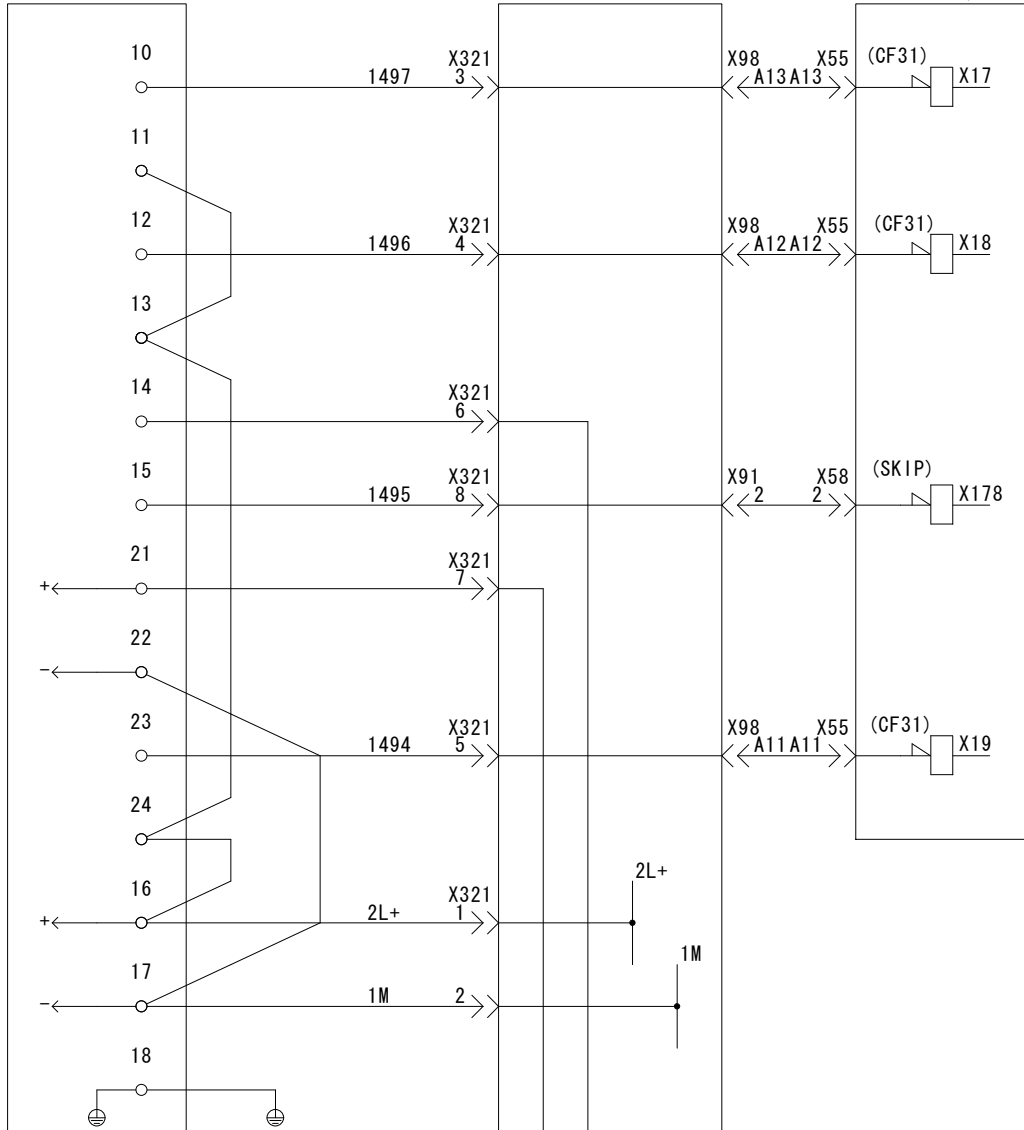
This product is subject to all the applicable Japanese Foreign Exchange and Foreign Trade Law. 本品は『外国為替及び外国貿易法』に該当しますので外国に輸出する場合には同法に基づく許可を必要とします。

00
01
02
03
04
05
06
07
08
09
10
11
12
13
14
15
16
17
18
19
20
21
22
23

A44 MMS UNIT


AP2 T. U

AP1 BASE I/O




MMS *ERROR
MMS LOW BATTERY
MMS SKIP
MMS PROBE STATUS

AP1 BASE I/O

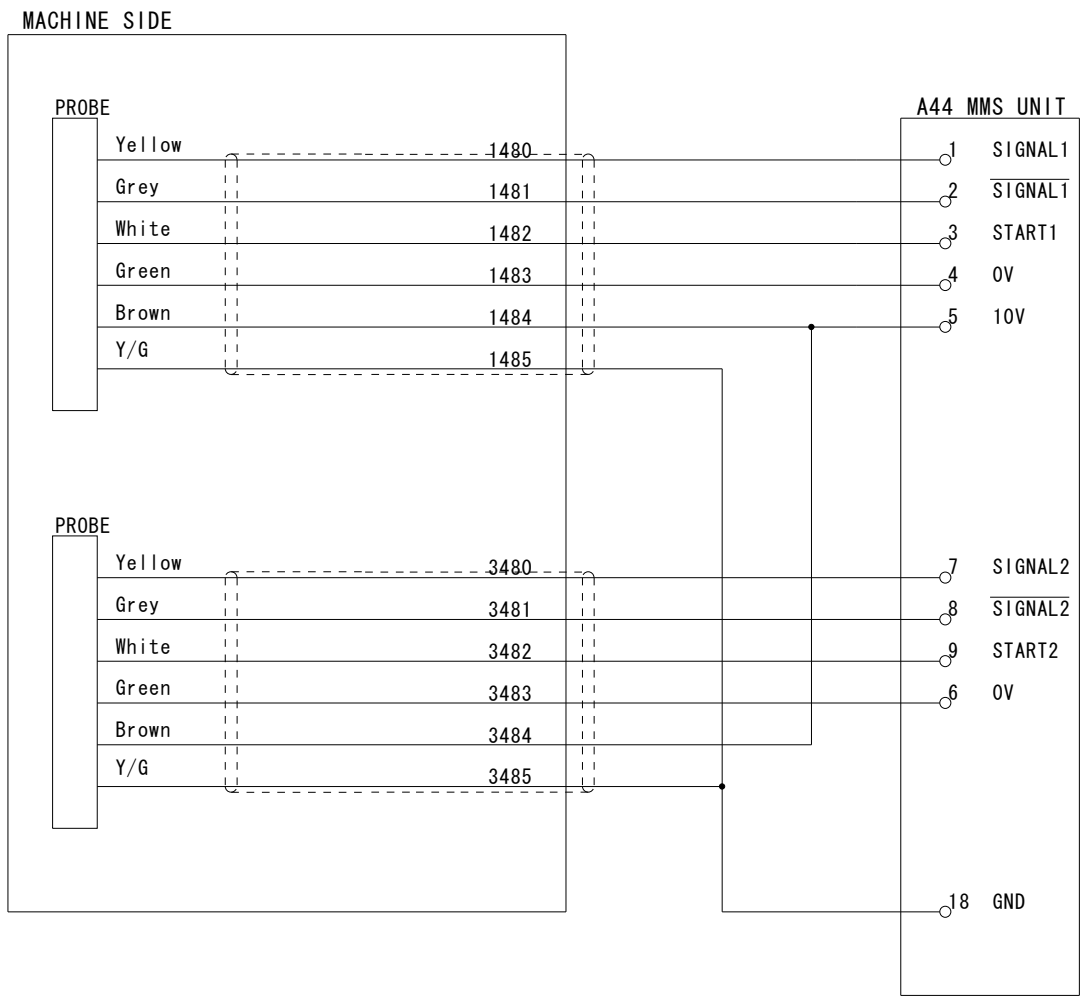



MMS START 2
MMS START 1

△		 YAMAZAKI MAZAK CORPORATION	APR'D BY	CHK'D BY	DRWN BY	TITLE
△			12/12/2007	12/12/2007	12/12/2007	MMS UNIT 1/3
△			R. HULL	H. ISHIHARA	A. KAWASAKI	OMP60 TYPE (OPTION)
△						DRWN NO. 587002410040

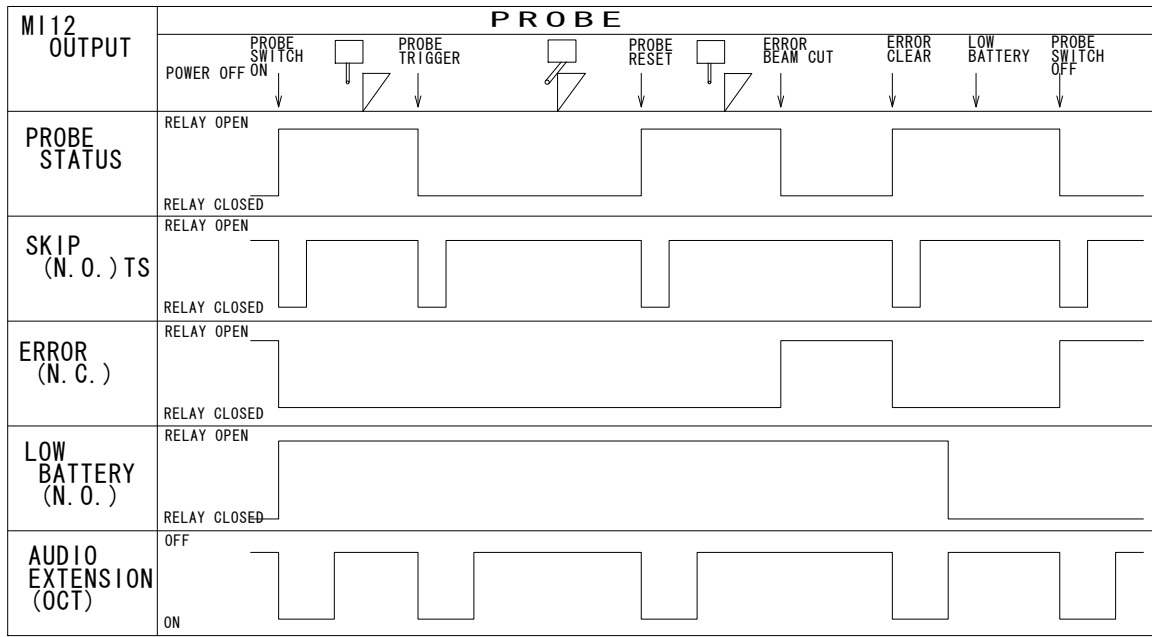
This product is subject to all the applicable Japanese Foreign Exchange and Foreign Trade Law.
 本品は『外国為替及び外国貿易法』に該当しますので外国に輸出する場合には同法に基づく許可を必要とします。

00
01
02
03
04
05
06
07
08
09
10
11
12
13
14
15
16
17
18
19
20
21
22
23

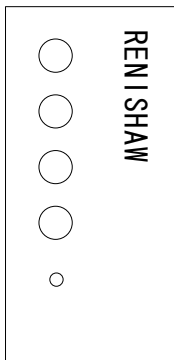
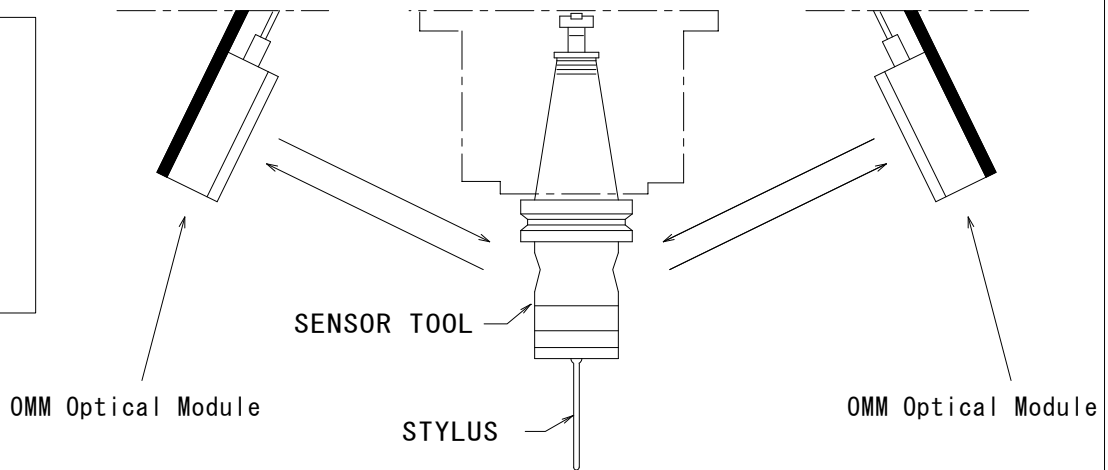
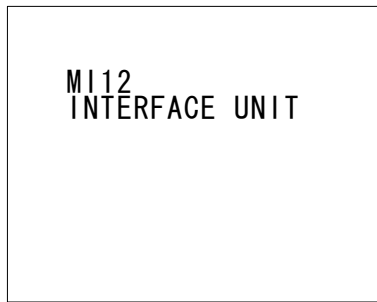
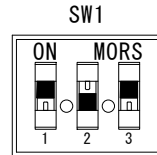


△		 YAMAZAKI MAZAK CORPORATION	APR'D BY	CHK'D BY	DRWN BY	TITLE
△			12/12/2007	12/12/2007	12/12/2007	MMS UNIT 2/3
△			R. HULL	H. ISHIHARA	GH	OMP60 TYPE (OPTION)
△						DRWN NO.
△						587002410050

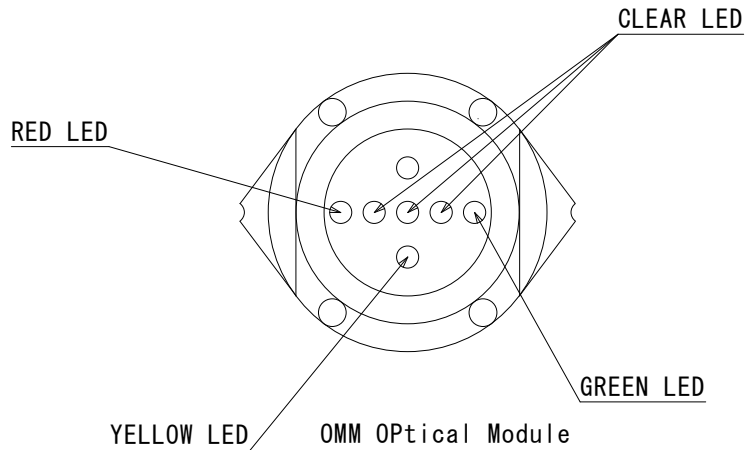
This product is subject to all the applicable Japanese Foreign Exchange and Foreign Trade Law.
 本品は『外国為替及び外国貿易法』に該当しますので外国に輸出する場合には同法に基づく許可を必要とします。




SETTING OF DIPSWITCH (MP60 PROBE)



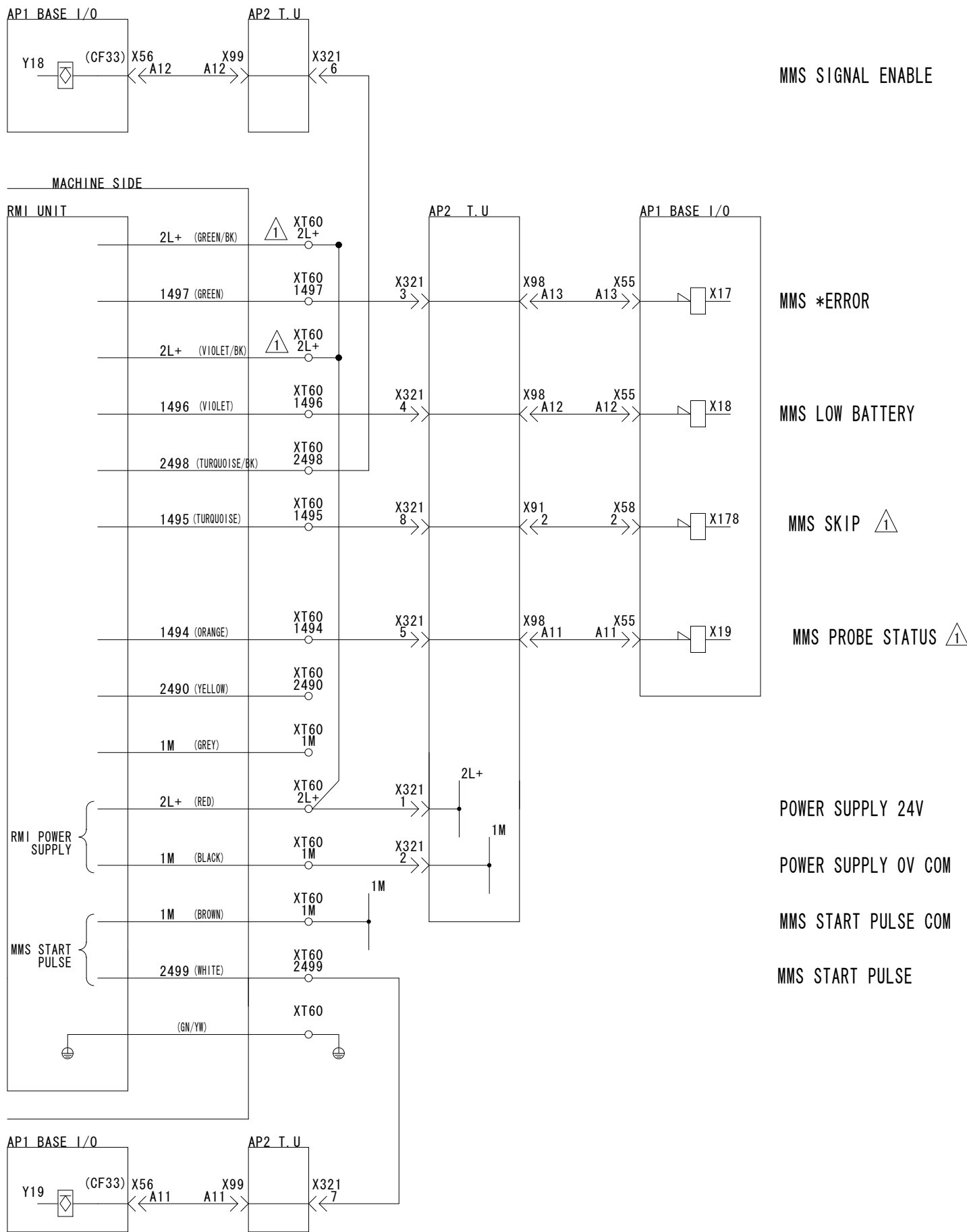
AMP




△		 YAMAZAKI MAZAK CORPORATION	APR'D BY	CHK'D BY	DRWN BY	TITLE
△			12/12/2007	12/12/2007	12/12/2007	MMS UNIT 3/3 OMP60 TYPE (OPTION)
△			R. HULL	H. ISHIHARA	A. KAWASAKI	DRWN NO.
△						587002410060
△						

This product is subject to all the applicable Japanese Foreign Exchange and Foreign Trade Law.
 本品は『外国為替及び外国貿易法』に該当しますので外国に輸出する場合には同法に基づく許可を必要とします。

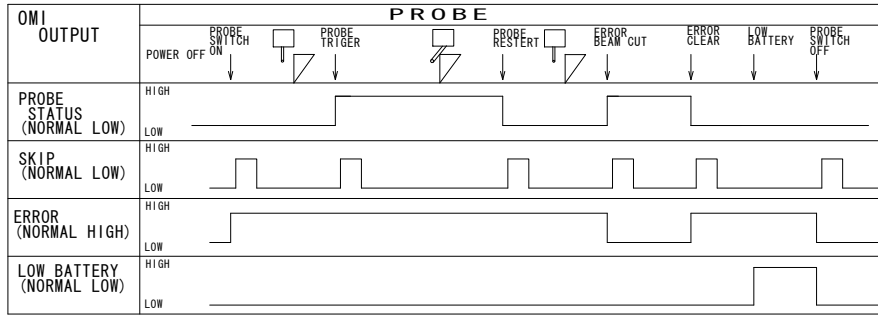
00
01
02
03
04
05
06
07
08
09
10
11
12
13
14
15
16
17
18
19
20
21
22
23



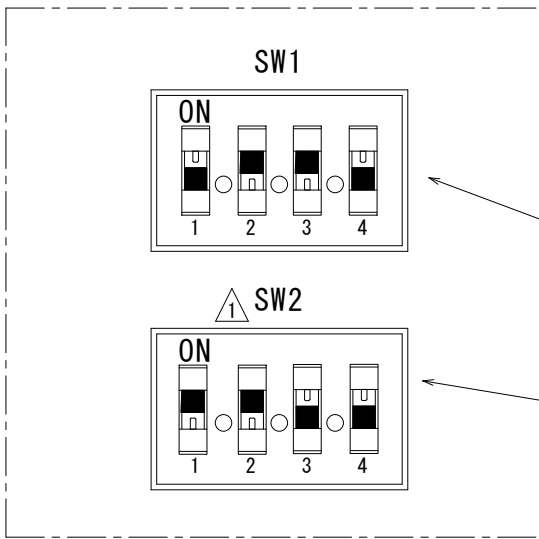
△		 YAMAZAKI MAZAK CORPORATION	APR'D BY	CHK'D BY	DRWN BY	TITLE
△			21/05/2008	21/05/2008	21/05/2008	MMS UNIT 1/3 RMP60 TYPE (OPTION)
△			R HULL	R HULL	GH	DRWN NO.
△						587002410071
△	EH587HA011E00 - CONNECTIONS ETC. CHANGED					

This product is subject to all the applicable Japanese Foreign Exchange and Foreign Trade Law.
 本品は『外国為替及び外国貿易法』に該当しますので外国に輸出する場合には同法に基づく許可を必要とします。

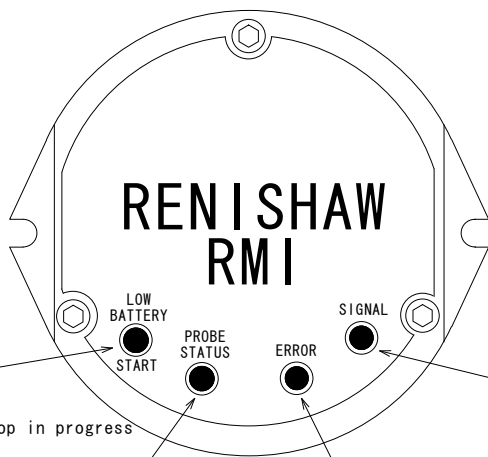
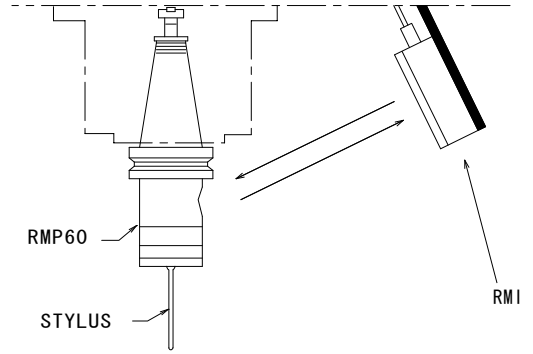
00
01
02
03
04
05
06
07
08
09
10
11
12
13
14
15
16
17
18
19
20
21
22
23



DIP SWITCH SETTINGS



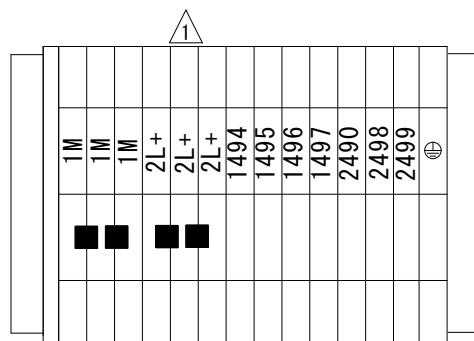
- SW1
1. OFF - Probe status level
 2. ON - Probe status N/O
 3. ON - Low battery N/O
 4. OFF - Error N/C
- SW2
1. ON - Skip pulsed
 2. ON - Skip Normally high
 3. OFF - Machine start pulsed
 4. Not used




- LOW BATTERY/START**
- RED - Battery is low
 - GREEN - M code start/stop in progress
 - YELLOW - Battery low and M code start/stop in progress
 - OFF - Battery is ok
- PROBE STATUS**
- RED - Probe triggered or unknown status
 - GREEN - Probe is seated
- ERROR**
- RED - Error, other outputs may be incorrect
 - OFF - No error
- SIGNAL**
- GREEN - Excellent communications
 - YELLOW - Good communications
 - RED - Poor communications - OFF - No signal detected
 - GREEN FLASHING - RMI is in acquisition mode
 - RED/YELLOW FLASHING - RMI has acquired new partner

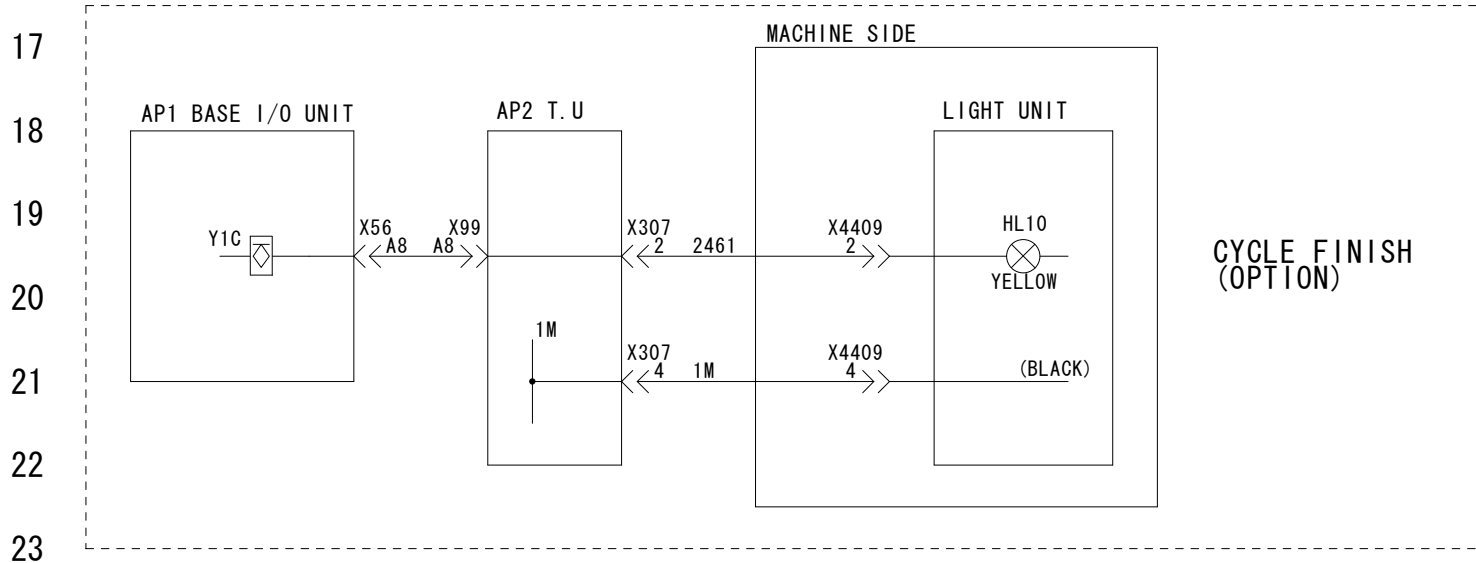
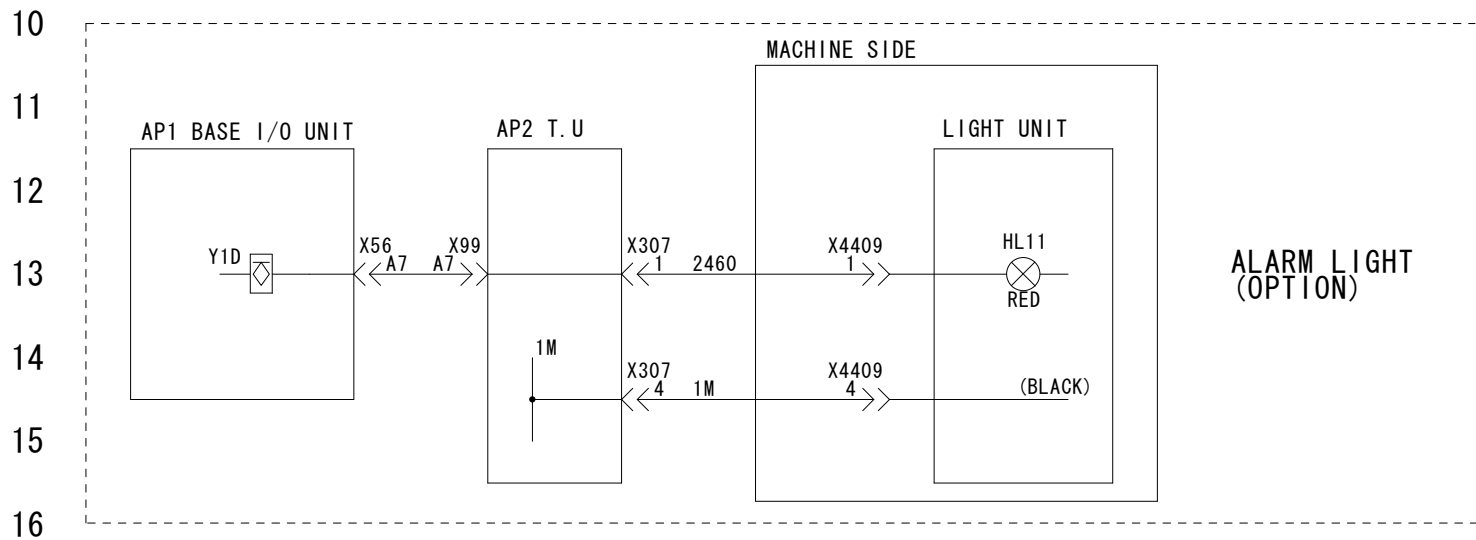
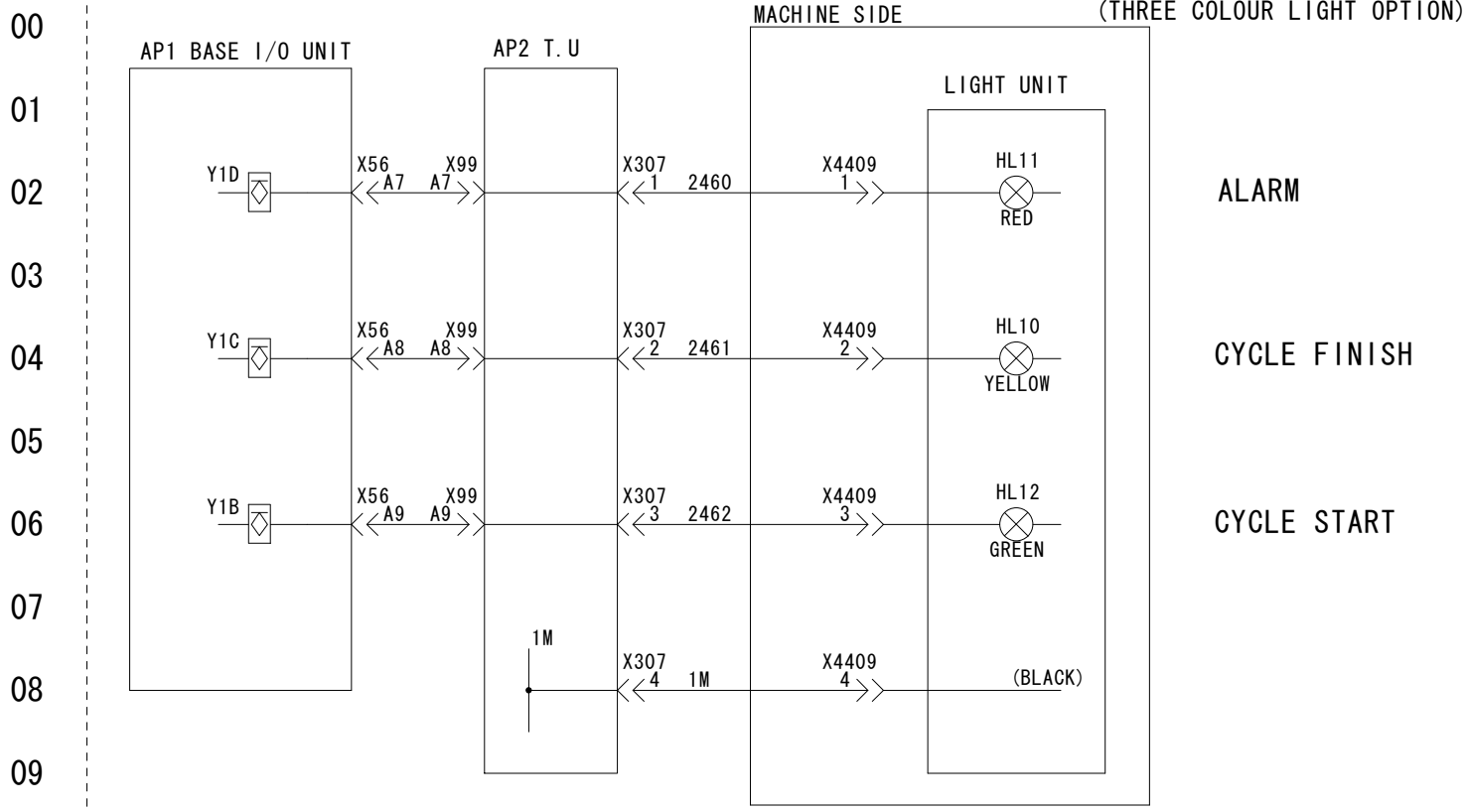
△		 YAMAZAKI MAZAK CORPORATION	APR'D BY	CHK'D BY	DRWN BY	TITLE
△			21/05/2008	21/05/2008	21/05/2008	MMS UNIT 2/3 RMP60 TYPE (OPTION)
△			R HULL	R HULL	GH	DRWN NO. 587002410081
△	EH587HA011E00 - SW2 SETTING CHANGED					


This product is subject to all the applicable Japanese Foreign Exchange and Foreign Trade Law.
 本品は『外国為替及び外国貿易法』に該当しますので外国に輸出する場合には同法に基づく許可を必要とします。



△		 YAMAZAKI MAZAK CORPORATION	APR'D BY	CHK'D BY	DRWN BY	TITLE
△			21/05/2008	21/05/2008	21/05/2008	MMS UNIT 3/3
△			R. HULL	R HULL	GH	RMP60 TYPE XT60 (OP)
△	EH587HA011E00 - TERMINALS CHANGED					DRWN NO. 587002410091

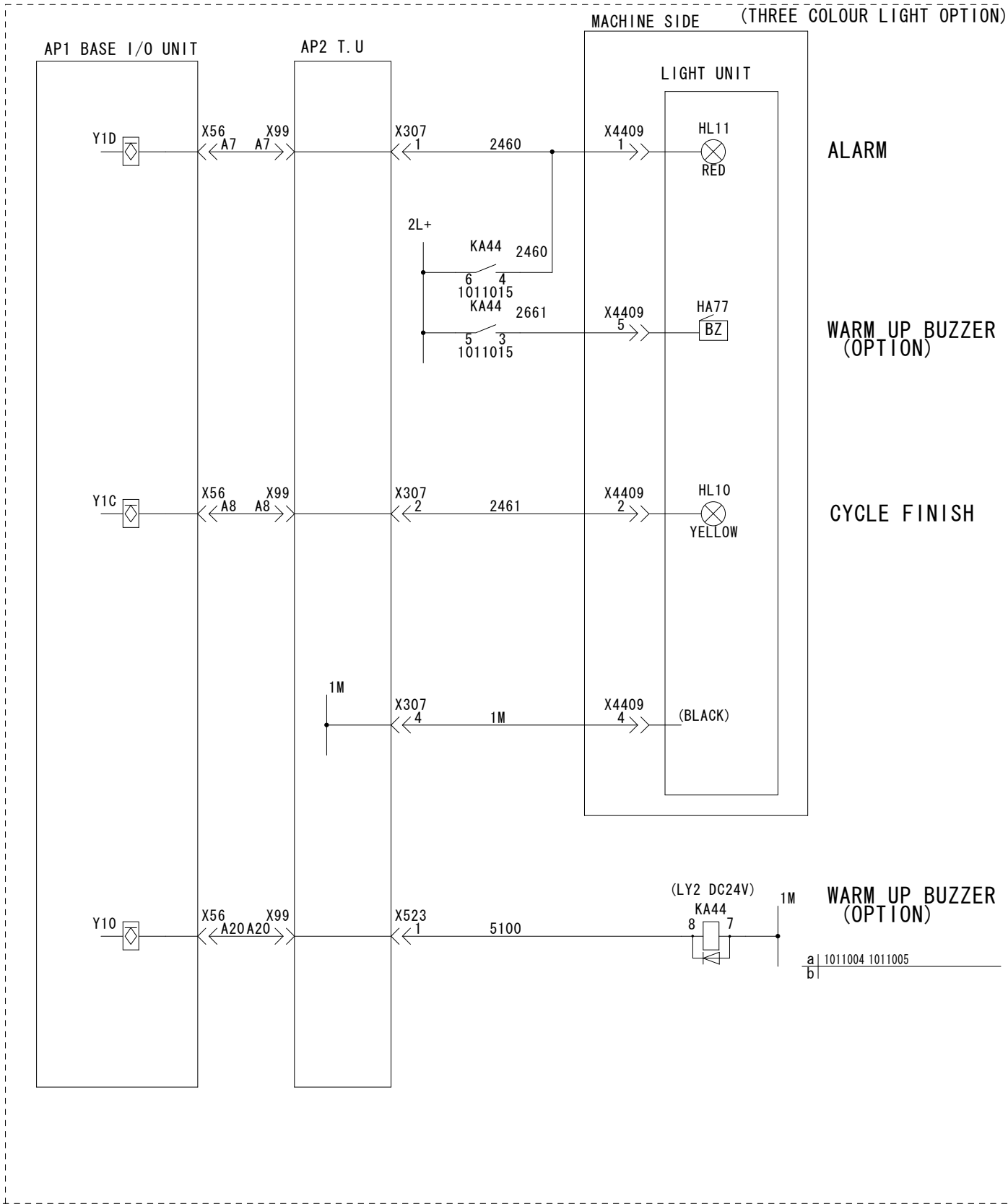
This product is subject to all the applicable Japanese Foreign Exchange and Foreign Trade Law.
 本品は『外国為替及び外国貿易法』に該当しますので外国に輸出する場合には同法に基づく許可を必要とします。




△		 YAMAZAKI MAZAK CORPORATION	APR'D BY	CHK'D BY	DRWN BY	TITLE
△			12/12/2007	12/12/2007	12/12/2007	CONDITION LIGHT (+24V) (OPTION)
△			R. HULL	H. ISHIHARA	A. KAWASAKI	DRWN NO. 587002410100
△						

This product is subject to all the applicable Japanese Foreign Exchange and Foreign Trade Law. 本品は『外国為替及び外国貿易法』に該当しますので外国に輸出する場合には同法に基づく許可を必要とします。

00
01
02
03
04
05
06
07
08
09
10
11
12
13
14
15
16
17
18
19
20
21
22
23

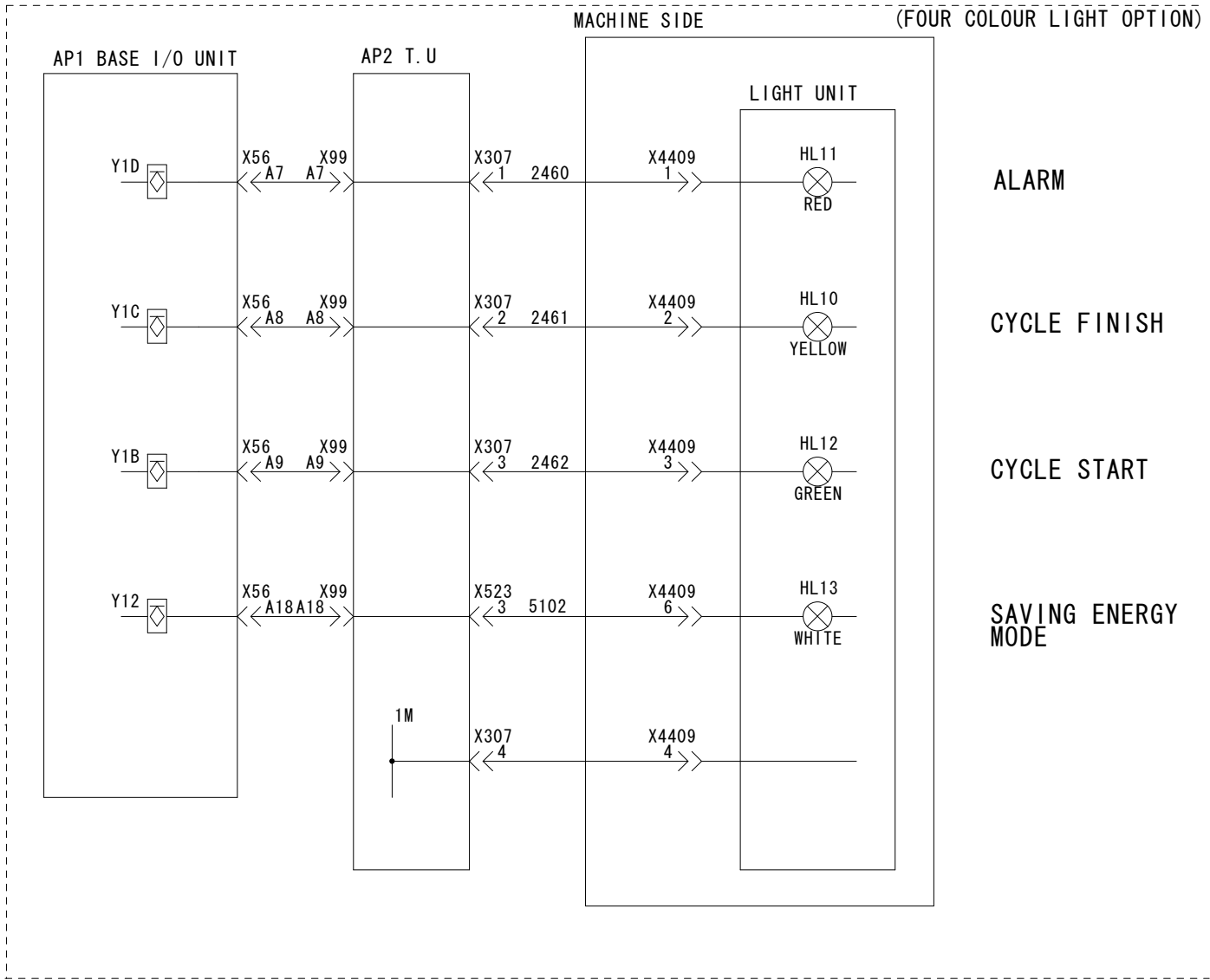



a | 1011004 1011005
b |

△		 YAMAZAKI MAZAK CORPORATION	APR'D BY	CHK'D BY	DRWN BY	TITLE
△			12/12/2007	12/12/2007	12/12/2007	CONDITION LIGHT
△			R. HULL	H. ISHIHARA	A. KAWASAKI	WARM UP (OPTION)
△						DRWN NO. 587002410110

This product is subject to all the applicable Japanese Foreign Exchange and Foreign Trade Law.
 本品は『外国為替及び外国貿易法』に該当しますので外国に輸出する場合には同法に基づく許可を必要とします。

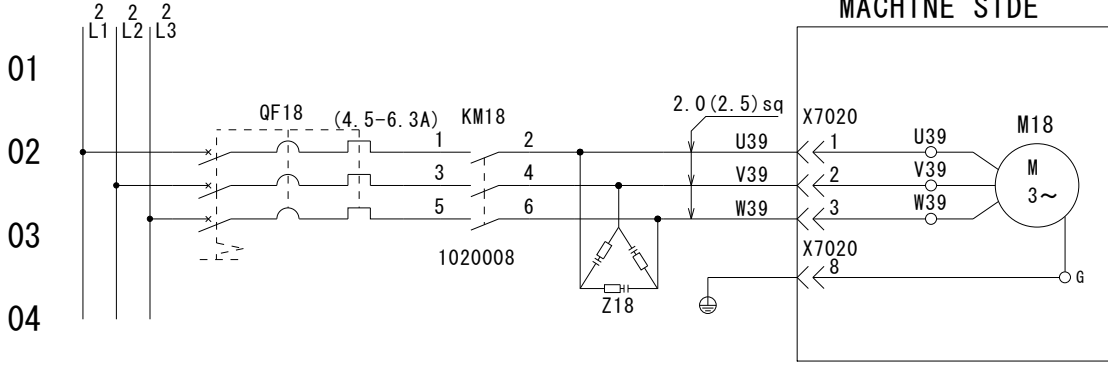
00
01
02
03
04
05
06
07
08
09
10
11
12
13
14
15
16
17
18
19
20
21
22
23




△		 YAMAZAKI MAZAK CORPORATION	APR'D BY	CHK'D BY	DRWN BY	TITLE
△			12/12/2007	12/12/2007	12/12/2007	CONDITION LIGHT(OP) SAVING ENERGY MODE
△			R. HULL	H. ISHIHARA	A. KAWASAKI	DRWN NO.
△						587002410120

This product is subject to all the applicable Japanese Foreign Exchange and Foreign Trade Law.
 本品は『外国為替及び外国貿易法』に該当しますので外国に輸出する場合には同法に基づく許可を必要とします。

00 REF. (0055/19)



MIST COLLECTOR
MOTOR
1.5KW 200V
50Hz 6.0A
60Hz 6.0A



MIST COLLECTOR
MOTOR START

a | 1020002 1021002 1022002
b |

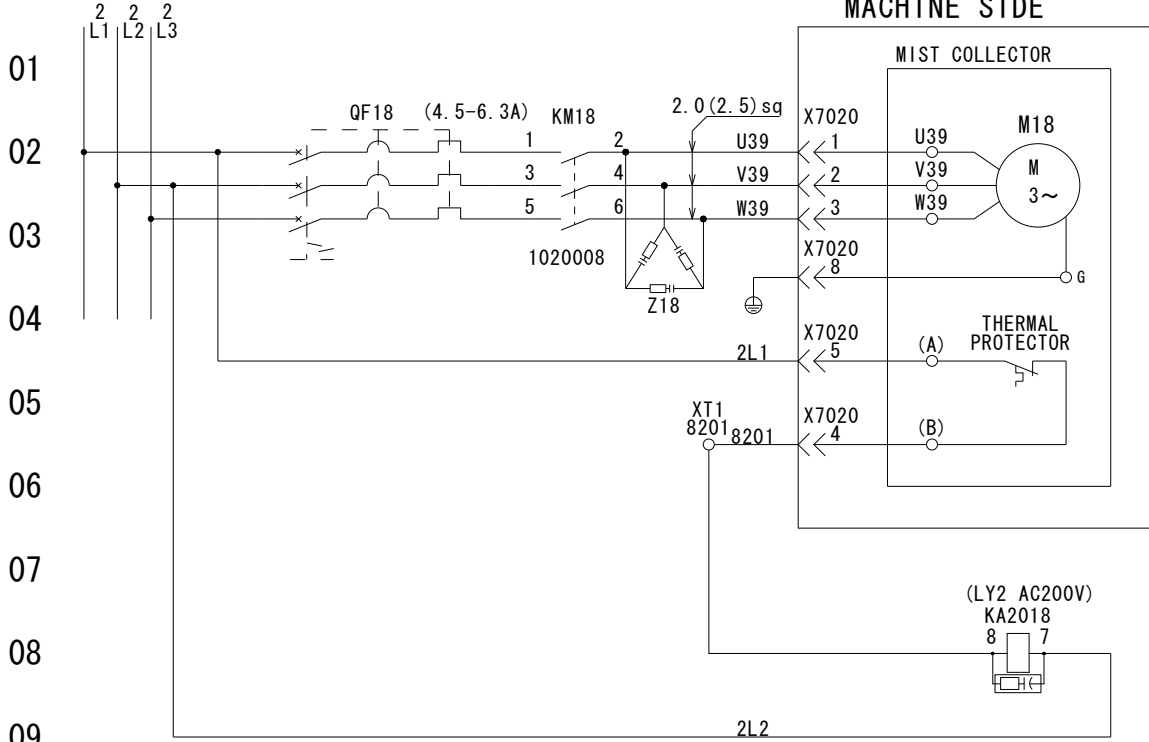


THERMAL TRIP ALARM

△		 YAMAZAKI MAZAK CORPORATION	APR'D BY	CHK'D BY	DRWN BY	TITLE
△			12/12/2007	12/12/2007	12/12/2007	MIST COLLECTOR (OPTION)
△			R. HULL	H. ISHIHARA	A. KAWASAKI	DRWN NO.
△						587002410200

This product is subject to all the applicable Japanese Foreign Exchange and Foreign Trade Law.
 本品は『外国為替及び外国貿易法』に該当しますので外国に輸出する場合には同法に基づく許可を必要とします。

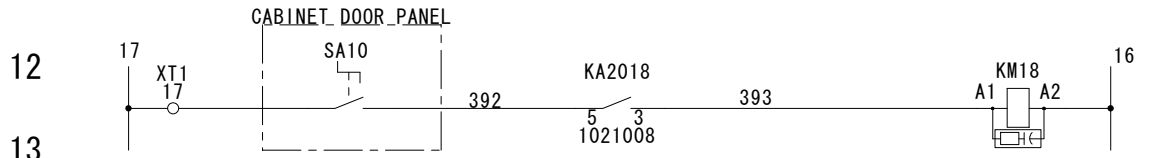
00 REF. (0055/19)



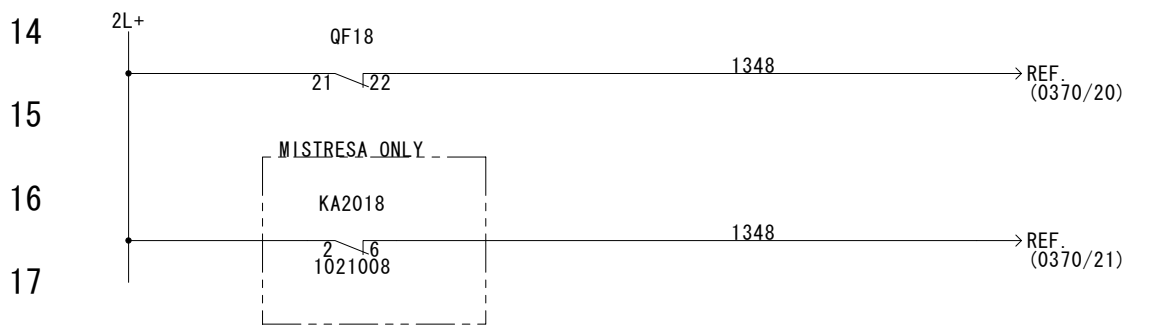
MISTRESA CR-1500K
1.5kw 2P (SHOWA DENKI)
AC200V 50Hz 6.0A(6.0A)
AC200/220V 60Hz 6.0A/5.7A(5.7A)
() : THERMAL SETTING

THERMAL PROTECTOR
MORE THAN 130°C : OPEN
LESS THAN 80°C : CLOSE

MOTOR COIL TEMP ALARM
(MAGNETIC STARTER OFF)
a | 1021012 1022016
b | 0370221 1021016 1022022



MIST COLLECTOR
MOTOR START

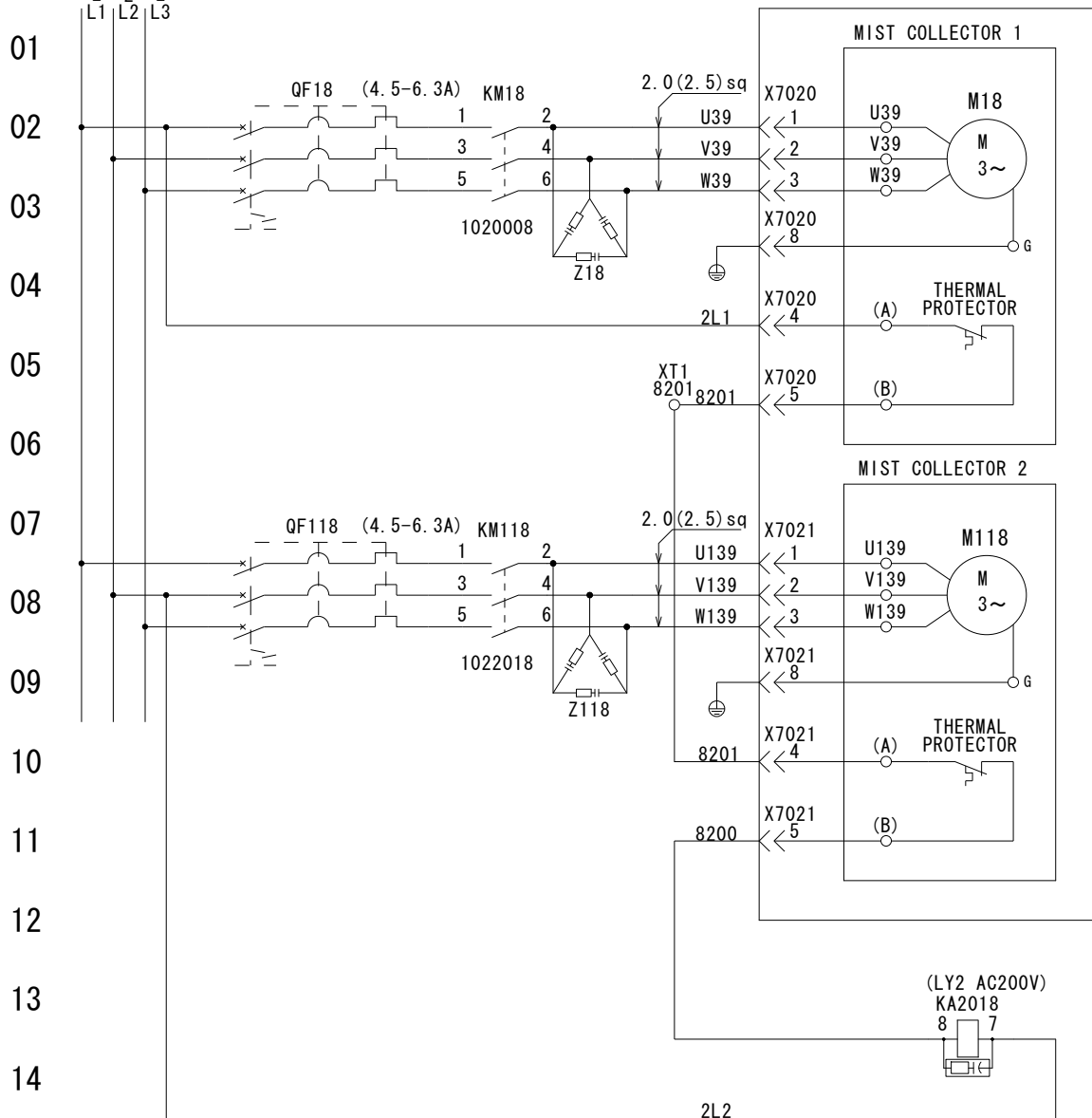


THERMAL TRIP 1
ALARM

△		 YAMAZAKI MAZAK CORPORATION	APR'D BY	CHK'D BY	DRWN BY	TITLE
△			12/12/2007	12/12/2007	12/12/2007	MIST COLL. (MIST-RESA 1 MOTOR) (OP)
△			R. HULL	H. ISHIHARA	A. KAWASAKI	DRWN NO.
△						587002410210

This product is subject to all the applicable Japanese Foreign Exchange and Foreign Trade Law.
 本品は『外国為替及び外国貿易法』に該当しますので外国に輸出する場合には同法に基づく許可を必要とします。

MACHINE SIDE



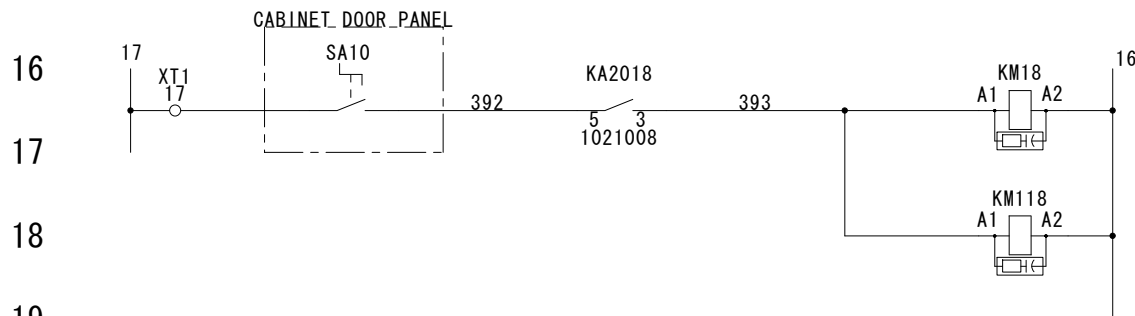
MIST COLLECTOR 1
 MISTRESA CR-1500K
 1.5kw 2P (SHOWA DENKI)
 AC200V 50Hz 6.0A(6.0A)
 AC200/220V 60Hz 6.0A/5.7A(5.7A)
 (): THERMAL SETTING

THERMAL PROTECTOR
 MORE THAN 130°C: OPEN
 LESS THAN 80°C: CLOSE

MIST COLLECTOR 2
 MISTRESA CR-1500K
 1.5kw 2P (SHOWA DENKI)
 AC200V 50Hz 6.0A(6.0A)
 AC200/220V 60Hz 6.0A/5.7A(5.7A)
 (): THERMAL SETTING

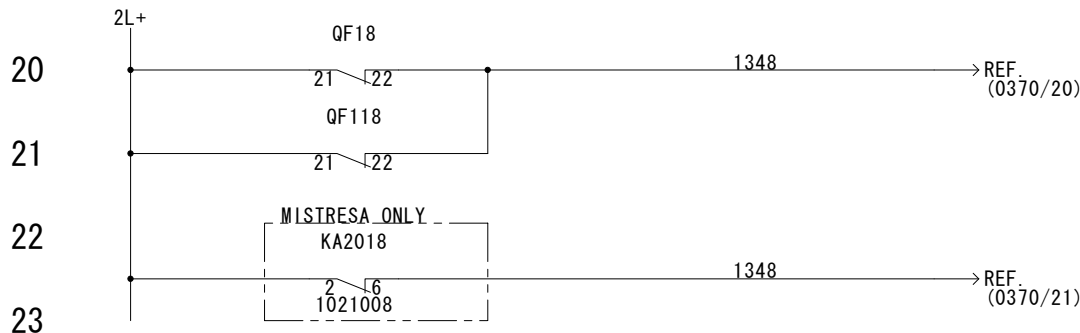
THERMAL PROTECTOR
 MORE THAN 130°C: OPEN
 LESS THAN 80°C: CLOSE

MOTOR COIL TEMP ALARM
 (MAGNETIC STARTER OFF)



MIST COLLECTOR1
 MOTOR START

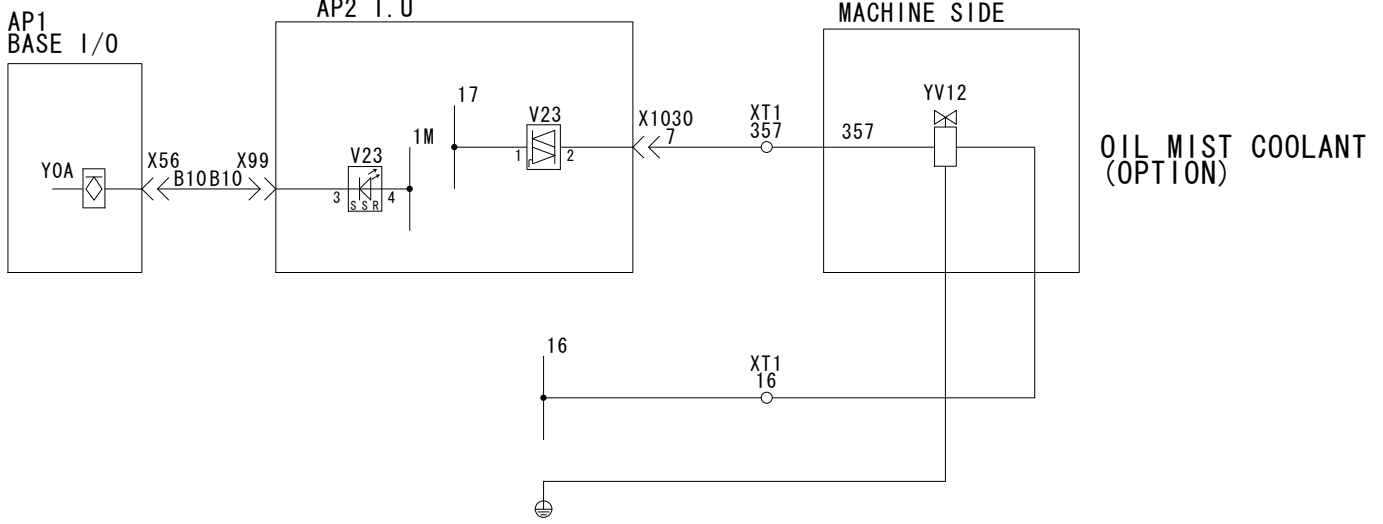
MIST COLLECTOR2
 MOTOR START
 a) 1022007
 b)




THERMAL TRIP 1
 ALARM

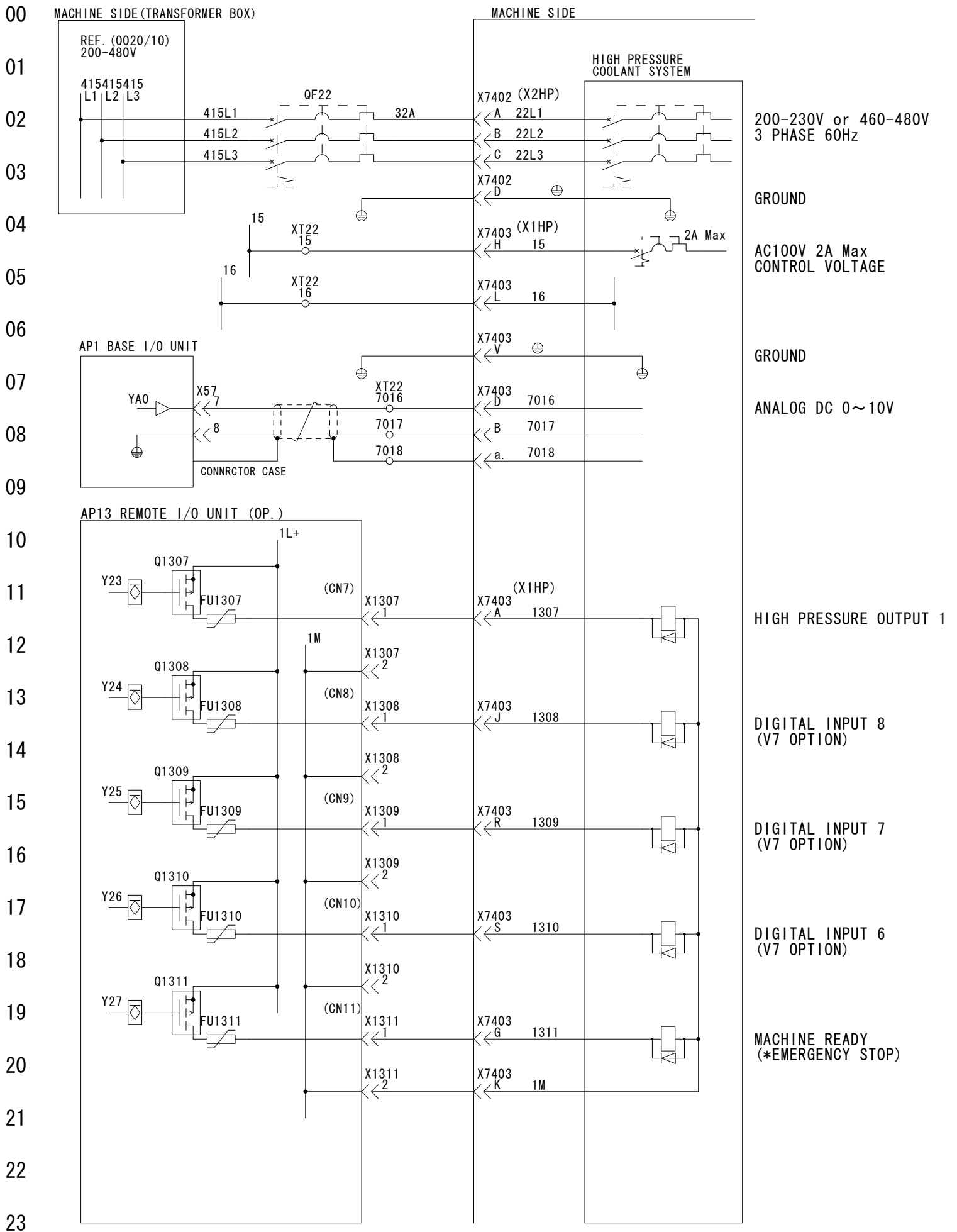
△		 YAMAZAKI MAZAK CORPORATION	APR'D BY	CHK'D BY	DRWN BY	TITLE
△	12/12/2007		12/12/2007	12/12/2007	MIST COLL. (MIST-RESA 2 MOTORS) (OP)	
△	R. HULL		H. ISHIHARA	A. KAWASAKI	DRWN NO. 587002410220	
△						


00
01
02
03
04
05
06
07
08
09
10
11
12
13
14
15
16
17
18
19
20
21
22
23



△		 YAMAZAKI MAZAK CORPORATION	APR'D BY	CHK'D BY	DRWN BY	TITLE
△			12/12/2007	12/12/2007	12/12/2007	OIL MIST (OPTION)
△			R. HULL	H. ISHIHARA	A. KAWASAKI	DRWN NO.
△						587002410400

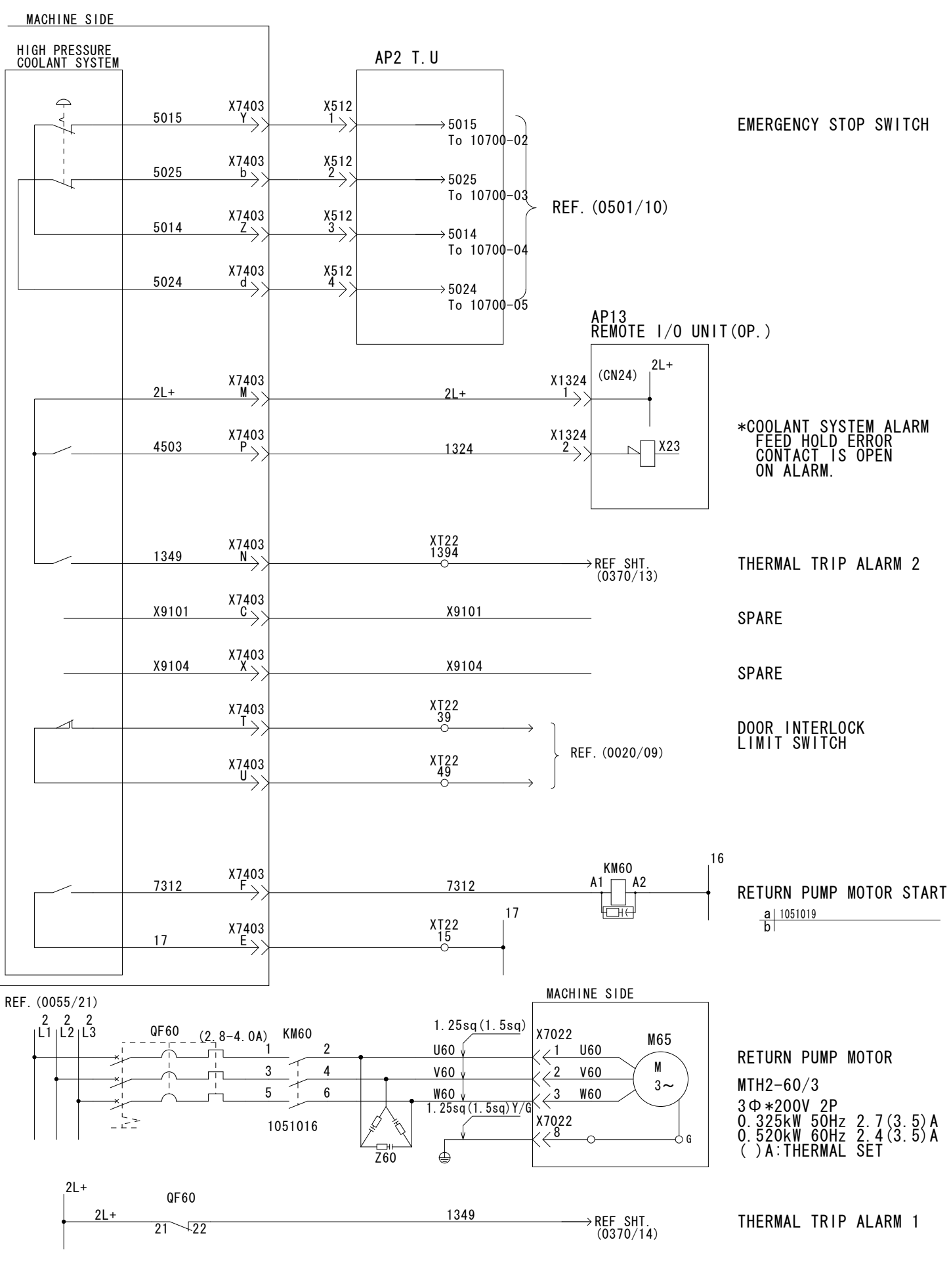
This product is subject to all the applicable Japanese Foreign Exchange and Foreign Trade Law.
 本品は『外国為替及び外国貿易法』に該当しますので外国に輸出する場合には同法に基づく許可を必要とします。




△			APR'D BY	CHK'D BY	DRWN BY	TITLE
△			12/12/2007	12/12/2007	12/12/2007	HIGH PRESS. COOLANT (SUPER FLOW USA) (OP)
△			R. HULL	H. ISHIHARA	A. KAWASAKI	DRWN NO. 587002410500
△			 YAMAZAKI MAZAK CORPORATION			

This product is subject to all the applicable Japanese Foreign Exchange and Foreign Trade Law.
 本品は『外国為替及び外国貿易法』に該当しますので外国に輸出する場合には同法に基づく許可を必要とします。

00
01
02
03
04
05
06
07
08
09
10
11
12
13
14
15
16
17
18
19
20
21
22
23

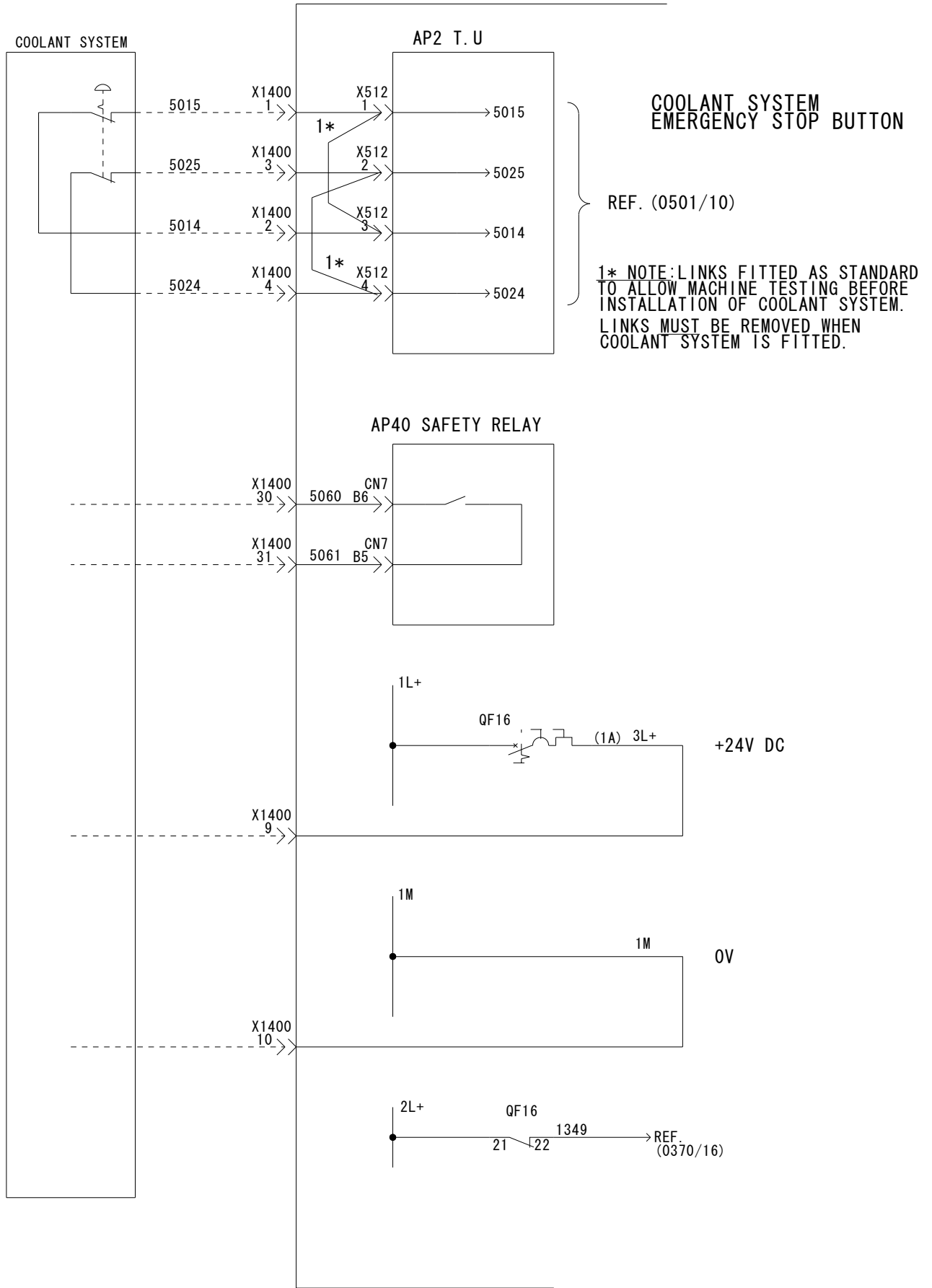



△		 YAMAZAKI MAZAK CORPORATION	APR'D BY	CHK'D BY	DRWN BY	TITLE
△			12/12/2007	12/12/2007	12/12/2007	HIGH PRESS. COOLANT (SUPER FLOW USA) (OP)
△			R. HULL	H. ISHIHARA	A. KAWASAKI	
△						DRWN NO.
△						587002410510

This product is subject to all the applicable Japanese Foreign Exchange and Foreign Trade Law.
 本品は『外国為替及び外国貿易法』に該当しますので外国に輸出する場合には同法に基づく許可を必要とします。

00
01
02
03
04
05
06
07
08
09
10
11
12
13
14
15
16
17
18
19
20
21
22
23

CONTROL CABINET




△		 YAMAZAKI MAZAK CORPORATION	APR'D BY	CHK'D BY	DRWN BY	TITLE
△			04/07/2008	04/07/2008	04/07/2008	YMKU COOLANT I/F SAFETY & POWER(OP.)
△			R. HULL	H. ISHIHARA	GH	DRWN NO.
△						587002410700

This product is subject to all the applicable Japanese Foreign Exchange and Foreign Trade Law.
 本品は『外国為替及び外国貿易法』に該当しますので外国に輸出する場合には同法に基づく許可を必要とします。


00
01
02
03
04
05
06
07
08
09
10
11
12
13
14
15
16
17
18
19
20
21
22
23

AP1 BASE I/O



AP41 REMOTE I/O (OP.)

SWITCH SETTING No. "7"



△		 YAMAZAKI MAZAK CORPORATION	APR'D BY	CHK'D BY	DRWN BY	TITLE
△			04/07/2008	04/07/2008	04/07/2008	YMUJ COOLANT I/F
△			R. HULL	H. ISHIHARA	GH	REMOTE I/O (OP.)
△						DRWN NO.
△						587002410710

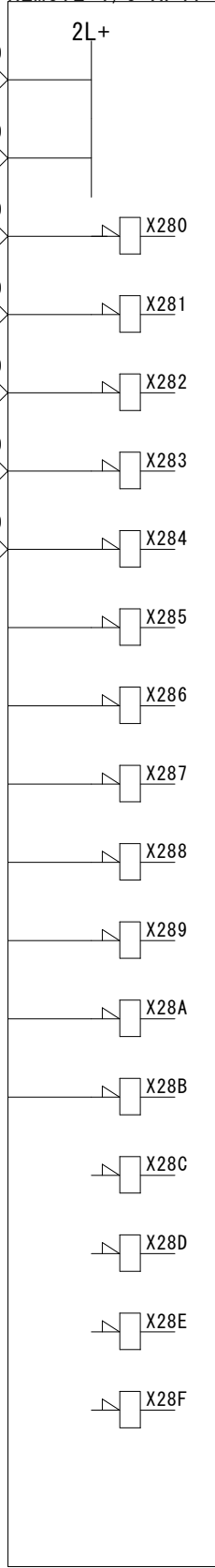
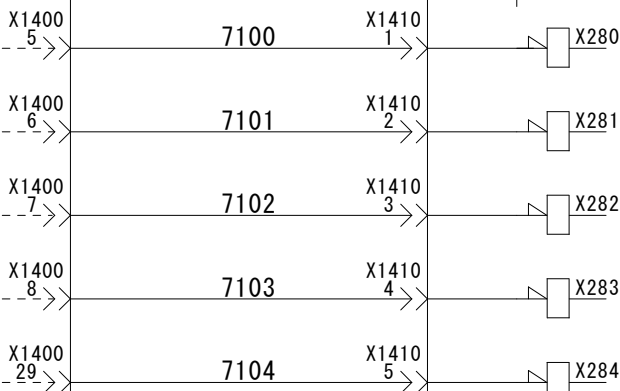

This product is subject to all the applicable Japanese Foreign Exchange and Foreign Trade Law.
 本品は『外国為替及び外国貿易法』に該当しますので外国に輸出する場合には同法に基づく許可を必要とします。

00
01
02
03
04
05
06
07
08
09
10
11
12
13
14
15
16
17
18
19
20
21
22
23

CONTROL CABINET


COOLANT SYSTEM

REMOTE I/O AP41



THERMAL TRIP
COOLANT PRESSURE ALARM
COOLANT LEVEL LOW
COOLANT SYSTEM ALARM
CHIP CONVEYOR RUNNING

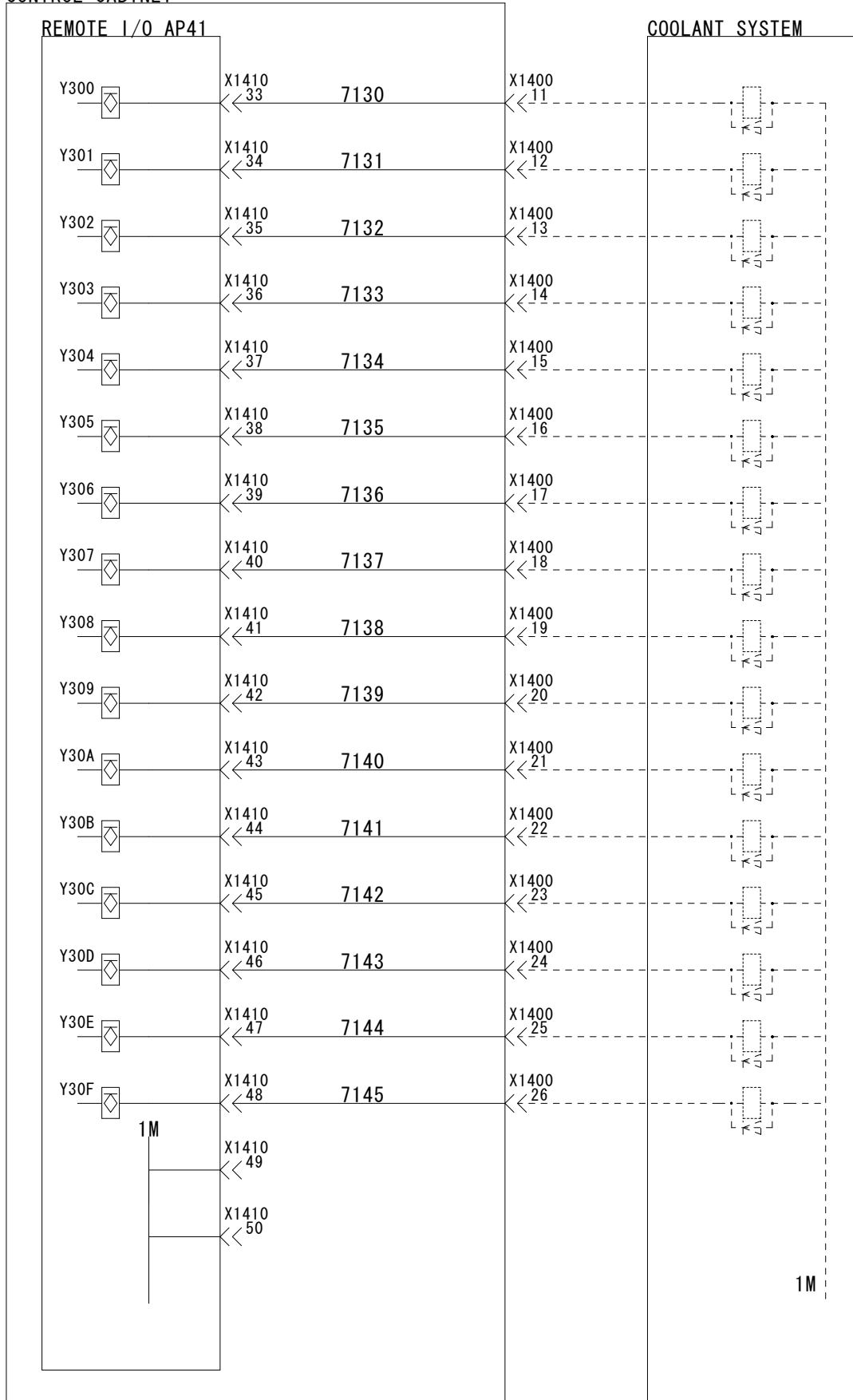
INPUT SPEC. :-
INPUT HIGH 18-25V DC
INPUT LOW 0-4V DC
INPUT CURRENT 10mA approx.

△		 YAMAZAKI MAZAK CORPORATION	APR'D BY	CHK'D BY	DRWN BY	TITLE
△			04/07/2008	04/07/2008	04/07/2008	YMK COOLANT I/F INPUTS(OP.)
△			R HULL	H ISHIHARA	GH	DRWN NO.
△						587002410720

This product is subject to all the applicable Japanese Foreign Exchange and Foreign Trade Law.
 本品は『外国為替及び外国貿易法』に該当しますので外国に輸出する場合には同法に基づく許可を必要とします。

00
01
02
03
04
05
06
07
08
09
10
11
12
13
14
15
16
17
18
19
20
21
22
23

CONTROL CABINET





OUTPUT VOLTAGE 24V DC
MAX OUTPUT CURRENT 60mA
(NOTE:- FOR INDUCTIVE LOADS CONNECT A DIODE (RATING >=100V) IN PARALLEL WITH LOAD)
(FOR CAPACITIVE LOADS CONNECT A 150ohm RESISITOR IN SERIES WITH LOAD)



△		 YAMAZAKI MAZAK CORPORATION	APR'D BY	CHK'D BY	DRWN BY	TITLE
△			04/07/2008	04/07/2008	04/07/2008	YMUK COOLANT I/F OUTPUTS (OP.)
△			R HULL	H ISHIHARA	GH	DRWN NO. 587002410731
△			EH587HA030E00 - TEXT CHANGED 07/10/09 GH			


This product is subject to all the applicable Japanese Foreign Exchange and Foreign Trade Law.
 本品は『外国為替及び外国貿易法』に該当しますので外国に輸出する場合には同法に基づく許可を必要とします。

RIGHT HAND CABINET WALL



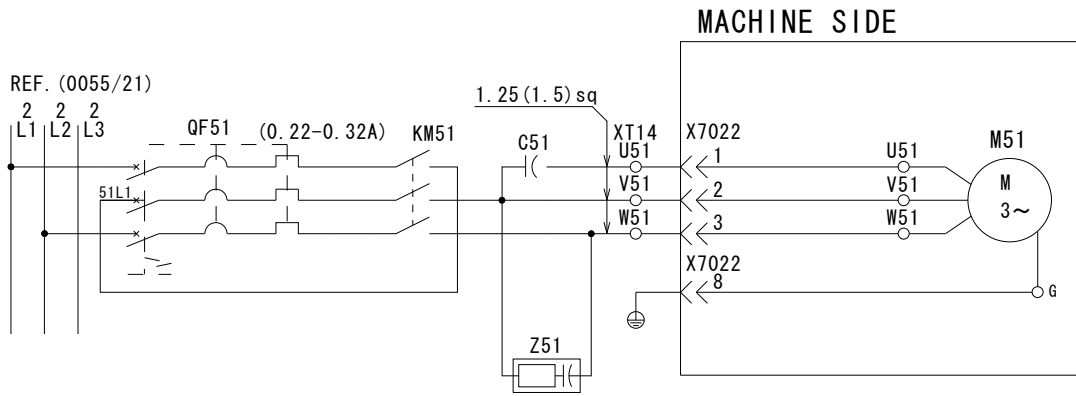
OPTION PLATE



△		 YAMAZAKI MAZAK CORPORATION	APR'D BY	CHK'D BY	DRWN BY	TITLE
△			06/07/2008	06/07/2008	06/07/2008	YMK COOLANT I/F
△			R HULL	H ISHIHARA	GH	LAYOUT (OP.)
△						DRWN NO. 587002410740


This product is subject to all the applicable Japanese Foreign Exchange and Foreign Trade Law.
 本品は『外国為替及び外国貿易法』に該当しますので外国に輸出する場合には同法に基づく許可を必要とします。

00
01
02
03
04
05
06
07
08
09
10
11
12
13
14
15
16
17
18
19
20
21
22
23




OIL SKIMMER
MOTOR
(RB200BCE)
55W 200V


THERMAL SETTING	
200V 50Hz	200V 60Hz
0.24 A	0.24 A



OIL SKIMMER
MOTOR START

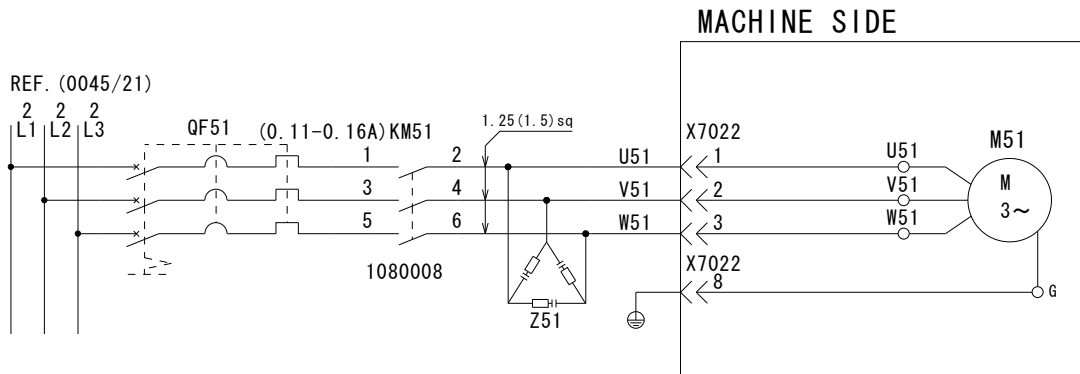
a | 1080002 1081002
b |



△		 YAMAZAKI MAZAK CORPORATION	APR'D BY	CHK'D BY	DRWN BY	TITLE
△			12/12/2007	12/12/2007	12/12/2007	OIL SKIMMER (YME) (OPTION)
△			R. HULL	H. ISHIHARA	A. KAWASAKI	DRWN NO. 587002410800
△						
△						


This product is subject to all the applicable Japanese Foreign Exchange and Foreign Trade Law.
 本品は『外国為替及び外国貿易法』に該当しますので外国に輸出する場合には同法に基づく許可を必要とします。

00
01
02
03
04
05
06
07
08
09
10
11
12
13
14
15
16
17
18
19
20
21
22
23

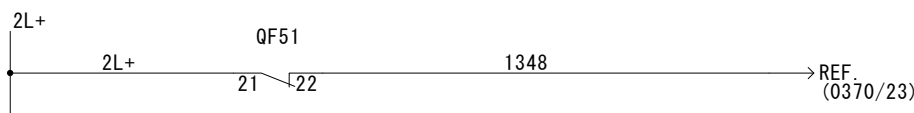


OIL SKIMMER
MOTOR
(RB-200A)
15W 200V

THERMAL SETTING	
200V 50Hz	200V 60Hz
0.14 A	0.13 A



OIL SKIMMER
MOTOR START

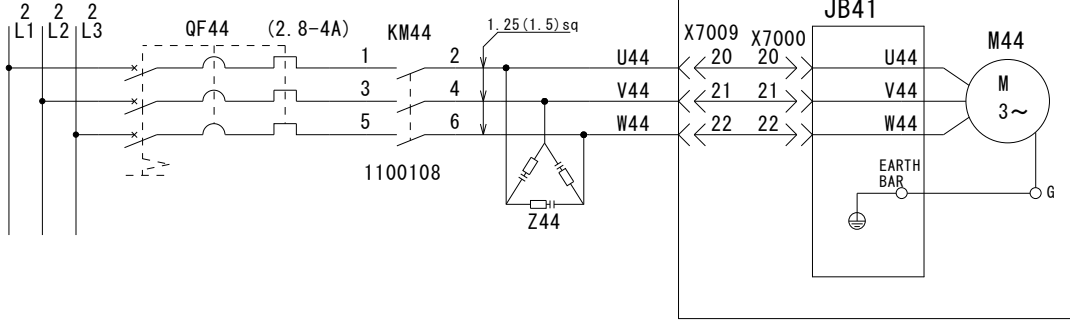



△		 YAMAZAKI MAZAK CORPORATION	APR'D BY	CHK'D BY	DRWN BY	TITLE
△			12/12/2007	12/12/2007	12/12/2007	OIL SKIMMER (YMC/ JPN/OTH) (OPTION)
△			R. HULL	H. ISHIHARA	A. KAWASAKI	DRWN NO.
△						587002410810

This product is subject to all the applicable Japanese Foreign Exchange and Foreign Trade Law.
 本品は『外国為替及び外国貿易法』に該当しますので外国に輸出する場合には同法に基づく許可を必要とします。

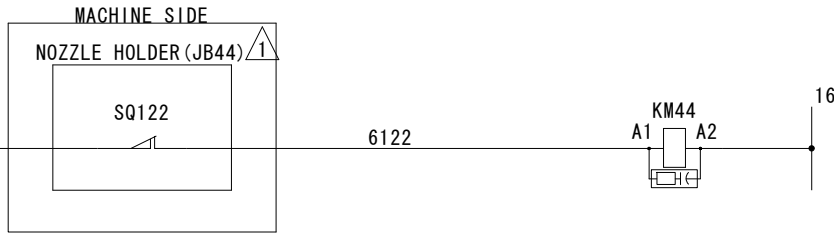
00
01
02
03
04
05
06
07
08
09
10
11
12
13
14
15
16
17
18
19
20
21
22
23

REF. (0055/21)



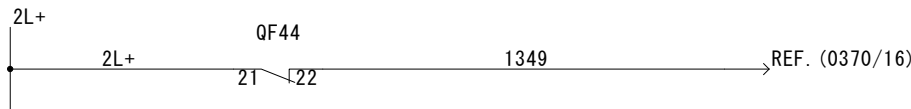
HAND HELD COOLANT NOZZLE PUMP MOTOR 

50Hz/60Hz
0.23KW/0.365KW
(MTH2-60/2)
50Hz 3.5A
60Hz 3.5A








HAND HELD COOLANT NOZZLE PUMP MOTOR STARTER 

a | 1100102
b |



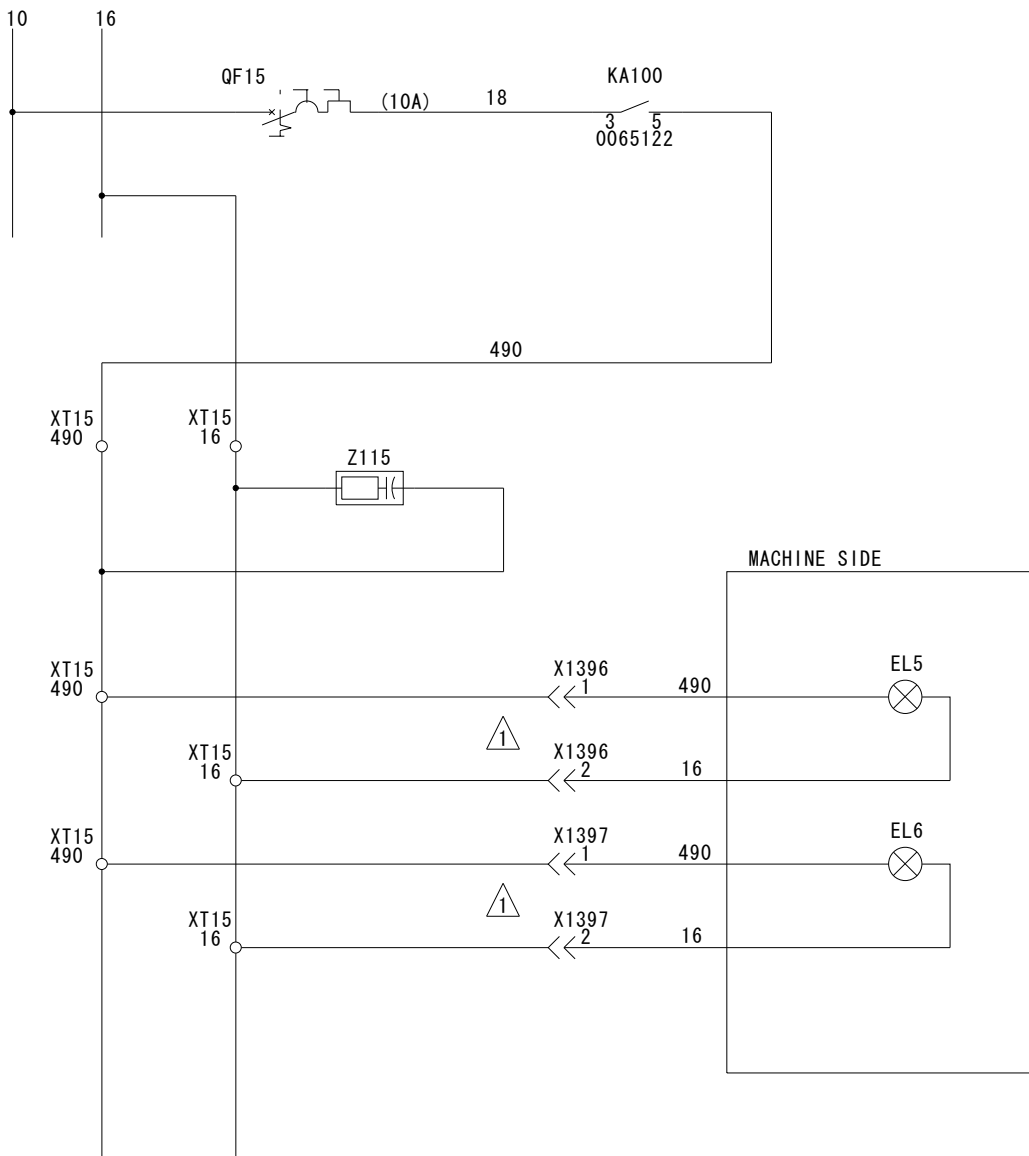
THERMAL TRIP ALARM

		Mazak YAMAZAKI MAZAK CORPORATION	APR'D BY	CHK'D BY	DRWN BY	TITLE
			12/12/2007	12/12/2007	12/12/2007	HAND HELD COOLANT NOZZLE (OP.) 
			R. HULL	H. ISHIHARA	A. KAWASAKI	DRWN NO. 587002411001
	EH587HA030E00 - TEXT CHANGED 07/10/09 GH					

This product is subject to all the applicable Japanese Foreign Exchange and Foreign Trade Law.
 本品は『外国為替及び外国貿易法』に該当しますので外国に輸出する場合には同法に基づく許可を必要とします。

00
01
02
03
04
05
06
07
08
09
10
11
12
13
14
15
16
17
18
19
20
21
22
23

REF. (0010/18)



SHOW LIGHT LEFT
AC100V 300W

SHOW LIGHT RIGHT
AC100V 300W



THERMAL TRIP

△		 YAMAZAKI MAZAK CORPORATION	APR'D BY	CHK'D BY	DRWN BY	TITLE
△			12/12/2007	12/12/2007	12/12/2007	SHOW LIGHT (OPTION)
△			R. HULL	H. ISHIHARA	A. KAWASAKI	DRWN NO. 587002411101
△	EH587HA011E00 - CONNECTORS ADDED					

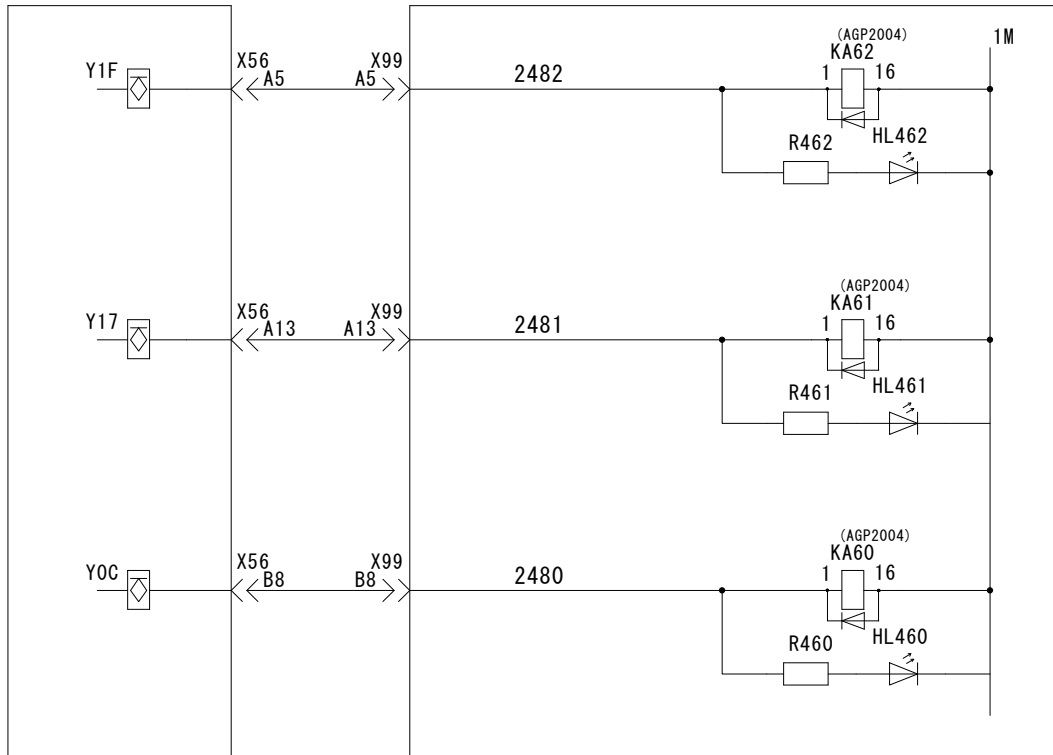
This product is subject to all the applicable Japanese Foreign Exchange and Foreign Trade Law.
 本品は『外国為替及び外国貿易法』に該当しますので外国に輸出する場合には同法に基づく許可を必要とします。

00

01

AP1 BASE I/O UNIT

AP2 T. U



M43 OUTPUT

a | 1120011
b | _____

M44 OUTPUT

a | 1120013
b | _____

M45 OUTPUT

a | 1120015
b | _____

10

11

12

13

14

15

16

17

18

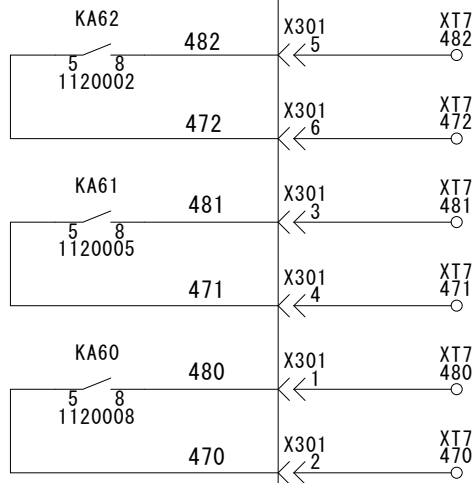
19

20

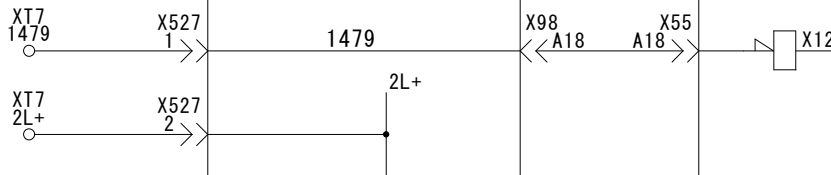
21

22

23



AP1 BASE I/O UNIT



M CODE FINISH
(M43, M44, M45)

△		Mazak YAMAZAKI MAZAK CORPORATION	APR'D BY	CHK'D BY	DRWN BY	TITLE
△			12/12/2007	12/12/2007	12/12/2007	M CODE INTERFACE (OPTION)-1 SET
△			R. HULL	H. ISHIHARA	A. KAWASAKI	DRWN NO.
△						587002411200

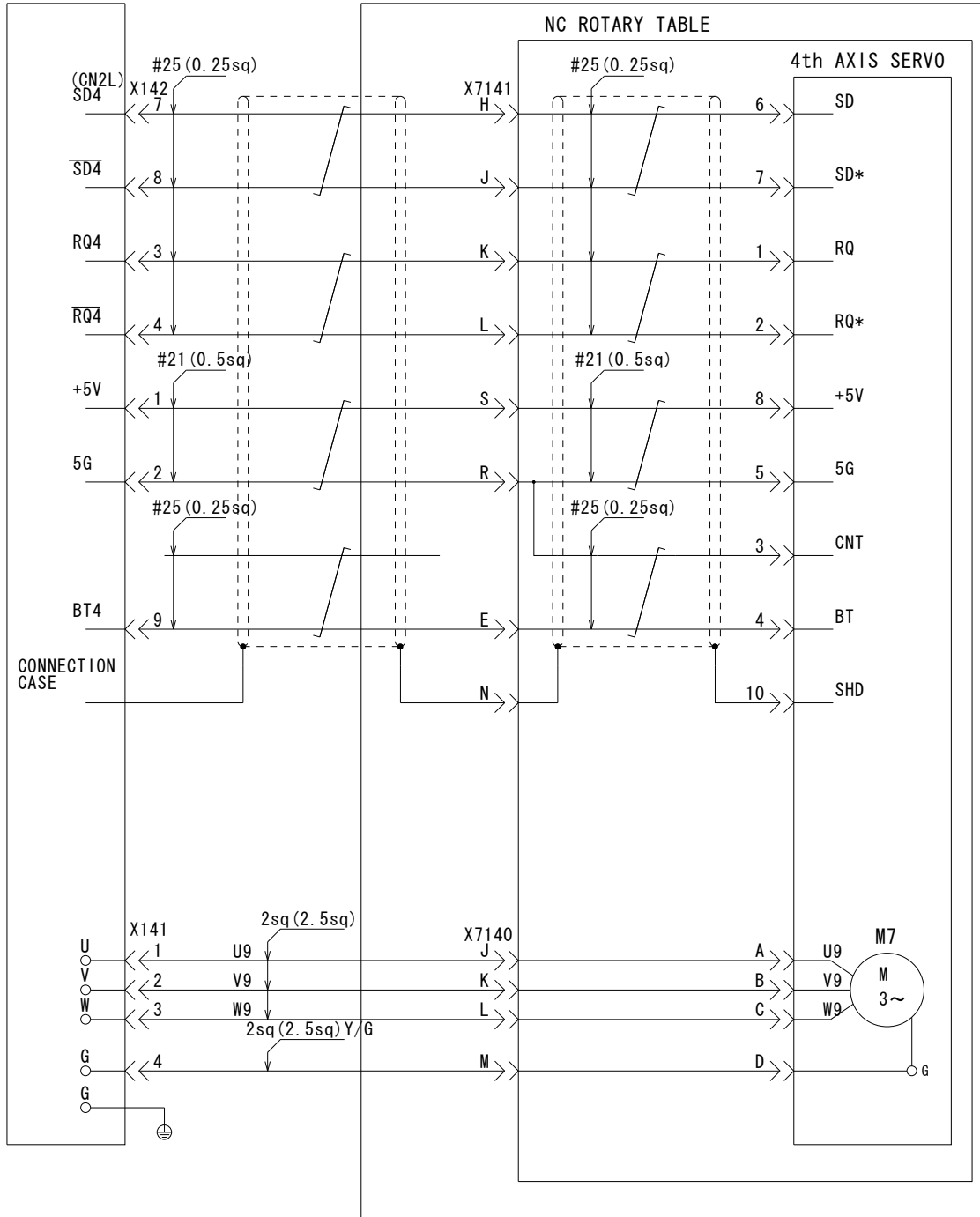
This product is subject to all the applicable Japanese Foreign Exchange and Foreign Trade Law.
 本品は『外国為替及び外国貿易法』に該当しますので外国に輸出する場合には同法に基づく許可を必要とします。

00 4th AXIS
SERVO AMP A14

MACHINE SIDE

NC ROTARY TABLE

4th AXIS SERVO



ENCODER
FOR POSITION F/B

TYPE:
OSA18 (ABSOLUTE)


SPEC.
1 PHAZE A, B: 260000P/R
2 Z: 1P/R
3 MAX RPM : 5000rpm
4 POWER : DC5V ±0.25V

SERVO MOTOR
TYPE: SERVO MOTOR
TYPE: HF-H54T-A48
: HF-H75T-A48
: HF-H104T-A48
: HF-H105T-A48

ARMATURE

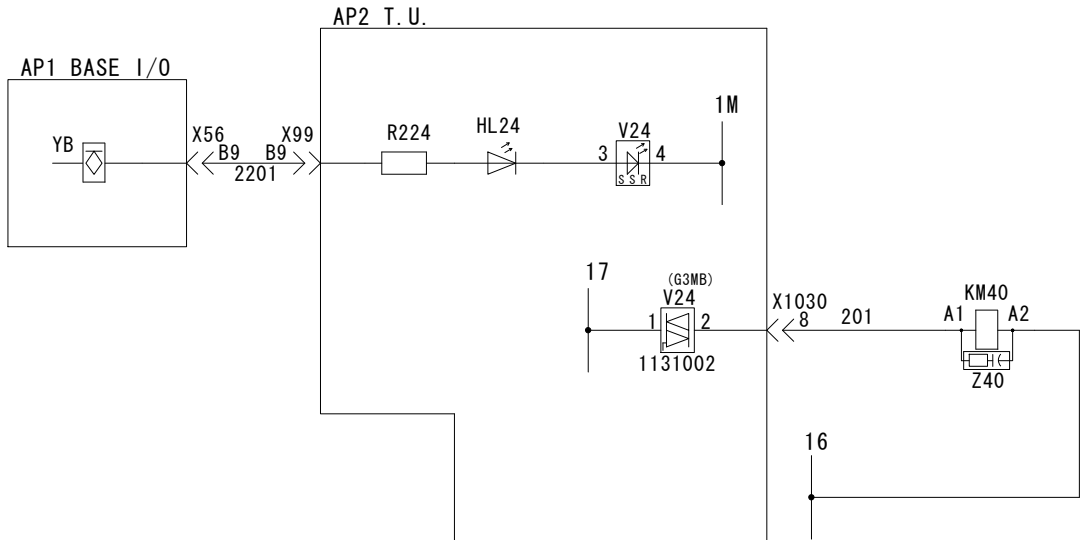
GROUND

01
02
03
04
05
06
07
08
09
10
11
12
13
14
15
16
17
18
19
20
21
22
23

△			APR'D BY	CHK'D BY	DRWN BY	TITLE
△			12/12/2007	12/12/2007	12/12/2007	NC ROTARY TABLE SERVO (OPTION)
△			R. HULL	H. ISHIHARA	A. KAWASAKI	DRWN NO. 587002411300
△			 YAMAZAKI MAZAK CORPORATION			

This product is subject to all the applicable Japanese Foreign Exchange and Foreign Trade Law.
 本品は『外国為替及び外国貿易法』に該当しますので外国に輸出する場合には同法に基づく許可を必要とします。

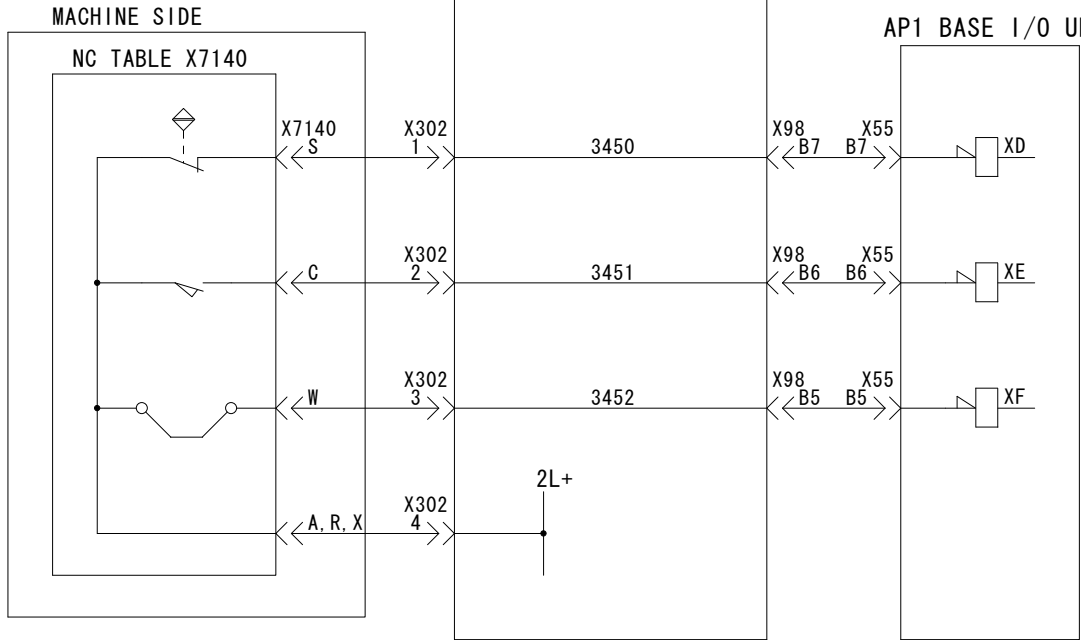
00
01
02
03
04
05
06
07
08
09
10
11
12
13
14
15
16
17
18
19
20
21
22
23



a | 1131004
b |

4th AXIS UNCLAMP

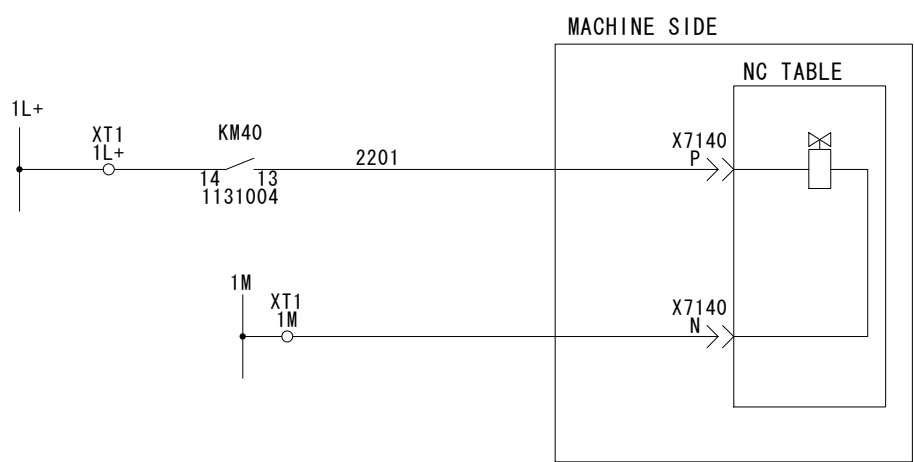
a | 1131019
b |




4th AXIS
ZERO RETURN
DEC.

4th AXIS
UNCLAMP

4th AXIS
NEGLECT

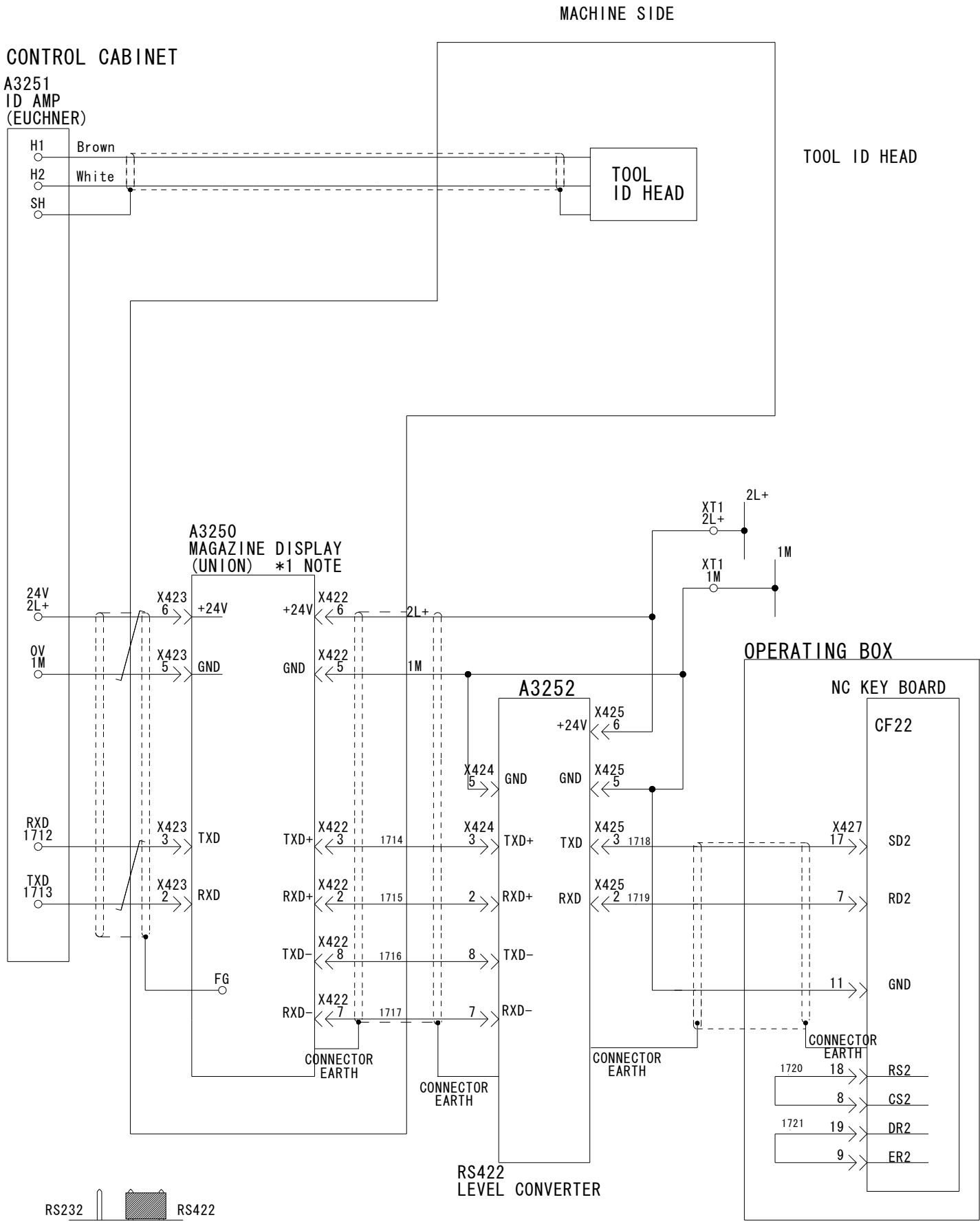


4th AXIS UNCLAMP


△		 YAMAZAKI MAZAK CORPORATION	APR'D BY	CHK'D BY	DRWN BY	TITLE
△			30/04/2007	30/04/2007	30/04/2007	NC ROTARY TABLE I/O INTERFACE (OP.)
△			R. HULL	H. ISHIHARA	A. KAWASAKI	DRWN NO.
△						587002411310

This product is subject to all the applicable Japanese Foreign Exchange and Foreign Trade Law.
 本品は『外国為替及び外国貿易法』に該当しますので外国に輸出する場合には同法に基づく許可を必要とします。

00
01
02
03
04
05
06
07
08
09
10
11
12
13
14
15
16
17
18
19
20
21
22
23



*1
SET LINKS ON MAGAZINE DISPLAY
TO RS422 POSITION

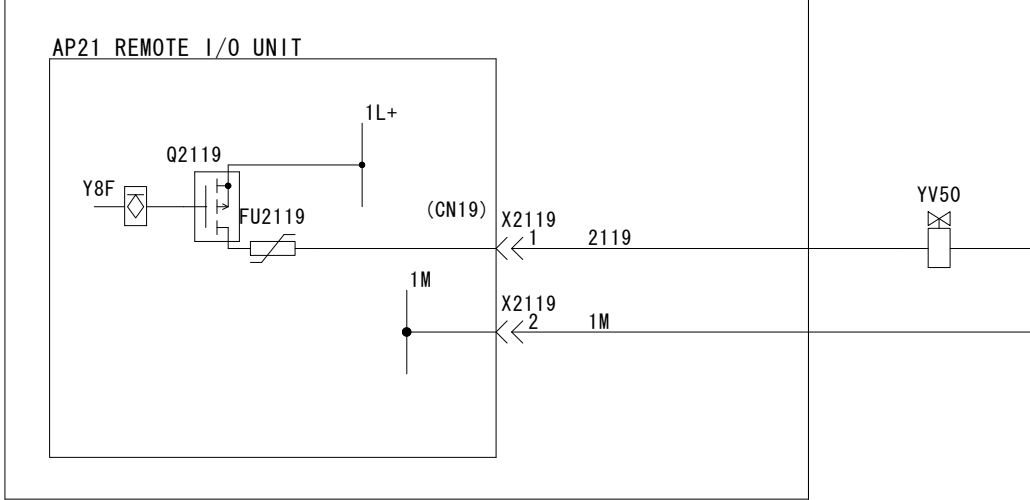
△		 YAMAZAKI MAZAK CORPORATION	APR'D BY	CHK'D BY	DRWN BY	TITLE
△			14/10/2009	14/10/2009	14/10/2009	VISUAL TOOL ID (1) (OPTION)
△			R HULL	H ISHIHARA	GH	DRWN NO.
△						587002412000

This product is subject to all the applicable Japanese Foreign Exchange and Foreign Trade Law.
 本品は『外国為替及び外国貿易法』に該当しますので外国に輸出する場合には同法に基づく許可を必要とします。

MACHINE SIDE

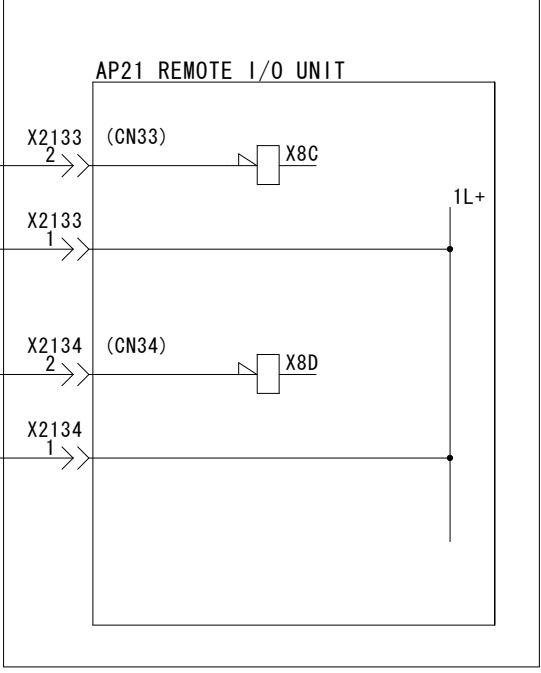
00
01
02
03
04
05
06
07
08
09
10
11
12
13
14
15
16
17
18
19
20
21
22
23

SADDLE BOX (JB50)



TOOL ID
READ POSITION SOL.

SADDLE BOX (JB50)



TOOL ID
WAIT POSITION RS

TOOL ID
READ POSITION RS

△	
△	
△	
△	
△	

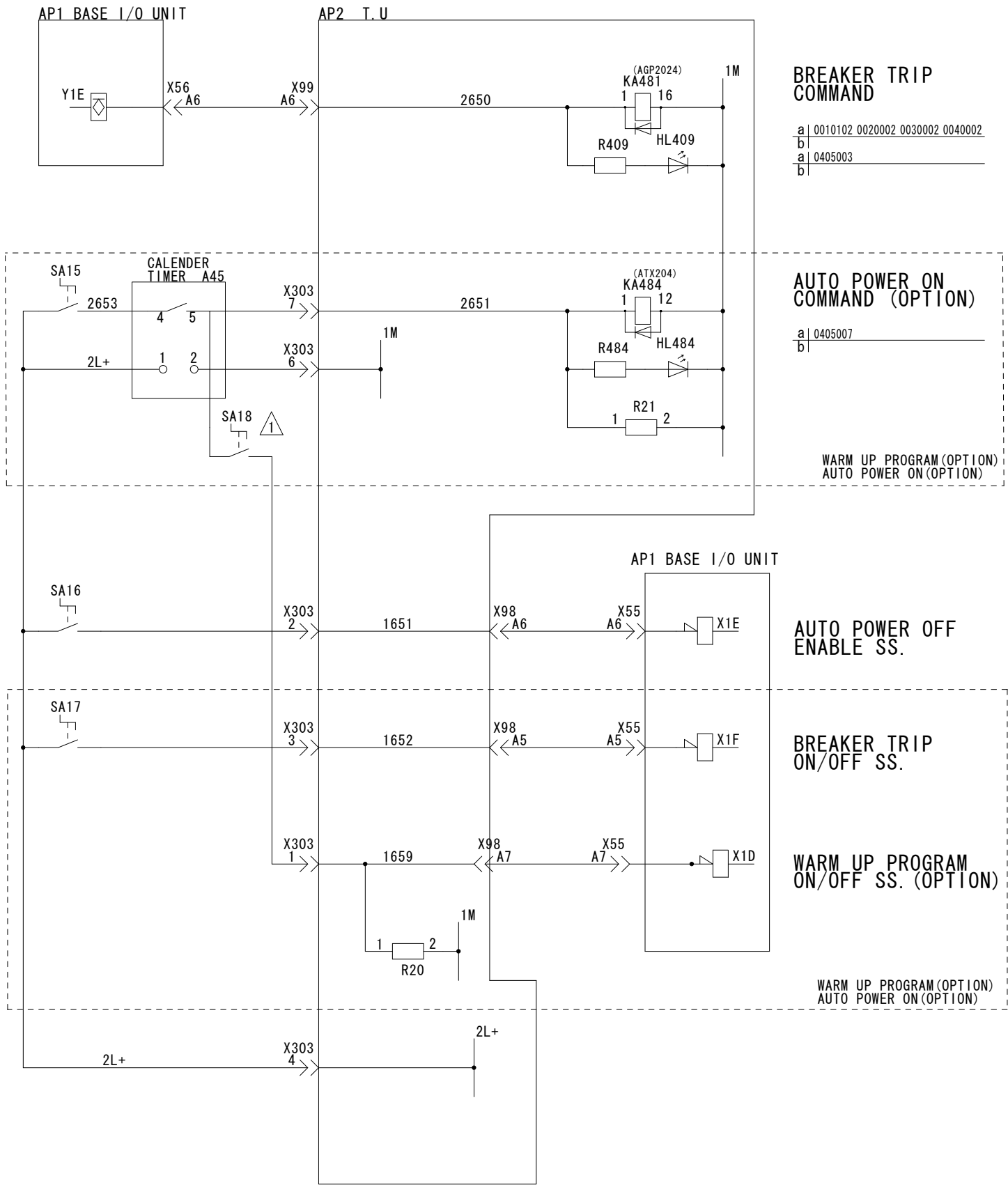


APR'D BY	CHK'D BY	DRWN BY
14/10/2009	14/10/2009	14/10/2009
R HULL	H ISHIHARA	GH

TITLE
VISUAL TOOL ID (2) (OPTION)
DRWN NO. 587002412010

This product is subject to all the applicable Japanese Foreign Exchange and Foreign Trade Law.
 本品は『外国為替及び外国貿易法』に該当しますので外国に輸出する場合には同法に基づく許可を必要とします。

00
01
02
03
04
05
06
07
08
09
10
11
12
13
14
15
16
17
18
19
20
21
22
23



BREAKER TRIP COMMAND

a | 0010102 0020002 0030002 0040002
b |
a | 0405003
b |

AUTO POWER ON COMMAND (OPTION)

a | 0405007
b |

WARM UP PROGRAM (OPTION)
AUTO POWER ON (OPTION)

AUTO POWER OFF ENABLE SS.

BREAKER TRIP ON/OFF SS.

WARM UP PROGRAM ON/OFF SS. (OPTION)

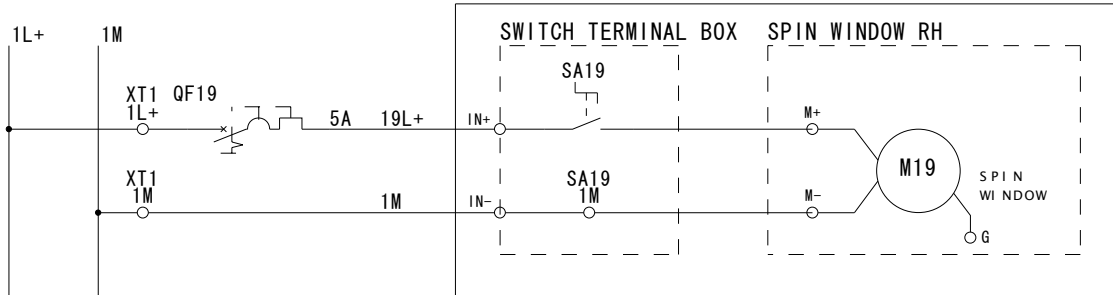
WARM UP PROGRAM (OPTION)
AUTO POWER ON (OPTION)

△		 YAMAZAKI MAZAK CORPORATION	APR'D BY	CHK'D BY	DRWN BY	TITLE
△			12/12/2007	12/12/2007	12/12/2007	AUTO POWER ON/OFF (OPTION)
△			R. HULL	H. ISHIHARA	A. KAWASAKI	DRWN NO. 587002413001
△	EH587HA010E00 - WARM UP SW. DESIGNATION CORRECTED					

This product is subject to all the applicable Japanese Foreign Exchange and Foreign Trade Law. 本品は『外国為替及び外国貿易法』に該当しますので外国に輸出する場合には同法に基づく許可を必要とします。

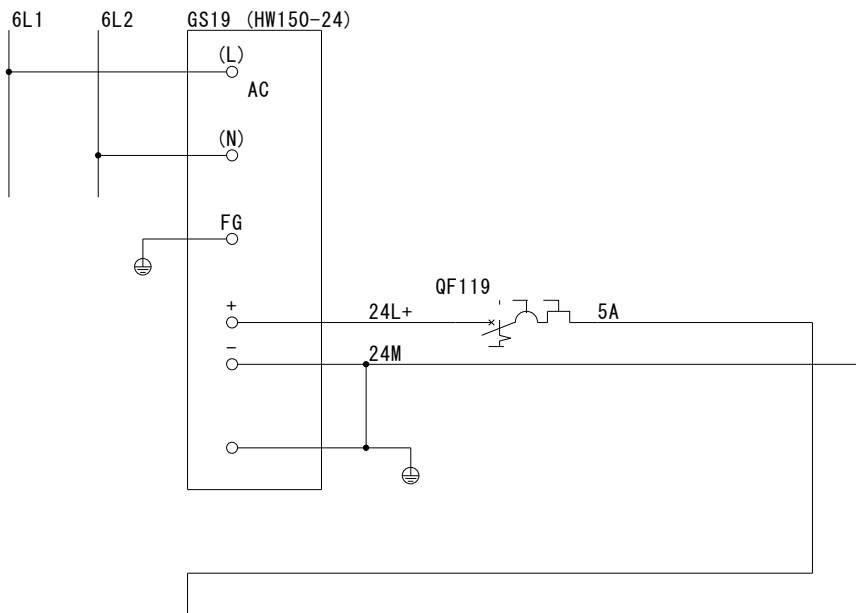
00
01
02
03
04
05
06
07
08
09
10
11
12
13
14
15
16
17
18
19
20
21
22
23

MACHINE SIDE (RIGHT DOOR)



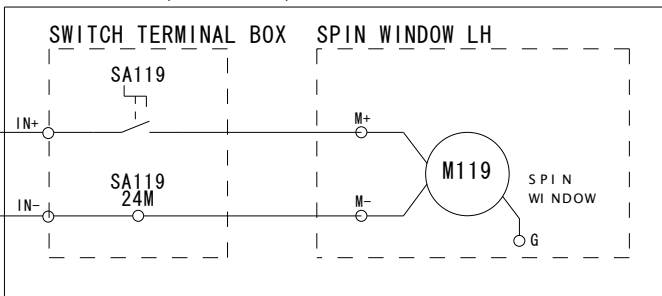
VISIPOINT
SPIN WINDOW RH

REF. (0055/06)

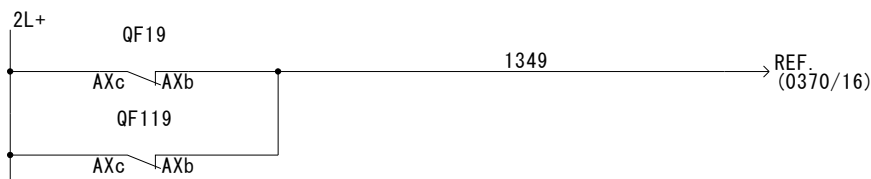



DC24V POWER (6.5A)

MACHINE SIDE (LEFT DOOR)

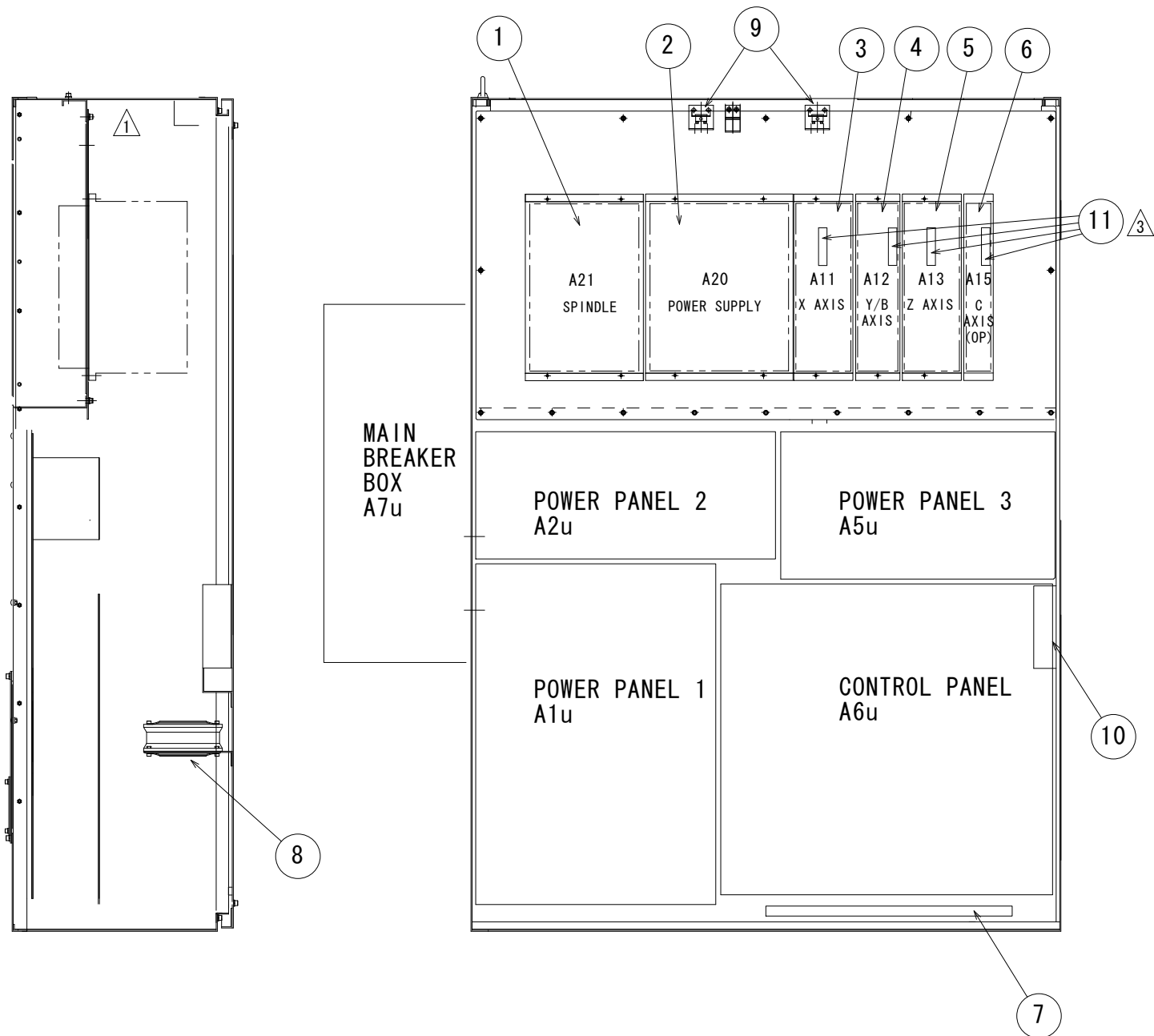


VISIPOINT
SPIN WINDOW LH



△		 YAMAZAKI MAZAK CORPORATION	APR'D BY	CHK'D BY	DRWN BY	TITLE
△			12/12/2007	12/12/2007	12/12/2007	SPIN WINDOW (VISIPOINT) (OPTION)
△			R. HULL	H. ISHIHARA	GH	DRWN NO. 587002413100
△						

This product is subject to all the applicable Japanese Foreign Exchange and Foreign Trade Law.
 本品は『外国為替及び外国貿易法』に該当しますので外国に輸出する場合には同法に基づく許可を必要とします。



NO.	PARTS NO.	PARTS NAME	TYPE	COMMENT
1	D72MA013300	SPINDLE DRIVE	MDS-DH-SP-200	A21
2	D72MA013080	CV UNIT	MDS-DH-CV-750	A20
3	D72MA013150	X-AXIS DRIVE	MDS-DH-V1-160	A11 ^{△4}
4	D72MA013240	Y/B-AXIS DRIVE	MDS-DH-V2-8080	A12
5	D72MA013150	Z-AXIS DRIVE	MDS-DH-V1-160	A13
6	D72MA013120	C-AXIS DRIVE	MDS-DH-V1-80	A15 (OPTION)
7	D56YC001960	EARTH BAR	550*20*T5	
8	D56TR001860	FAN MOTOR	UT650DG-T/P-WF21	M40
	D56TY001250	FINGER GUARD	T-33E (A-33E)	M40
9	D37TC002190	LIMIT SWITCH	D2D-2000	SQ0, SQ1
^{△2} 10	D80UB016153	IHC NEKUST	YS-708	A50
^{△3} 11	D80MA016540	BATTERY	ER6V-C119B	
12				

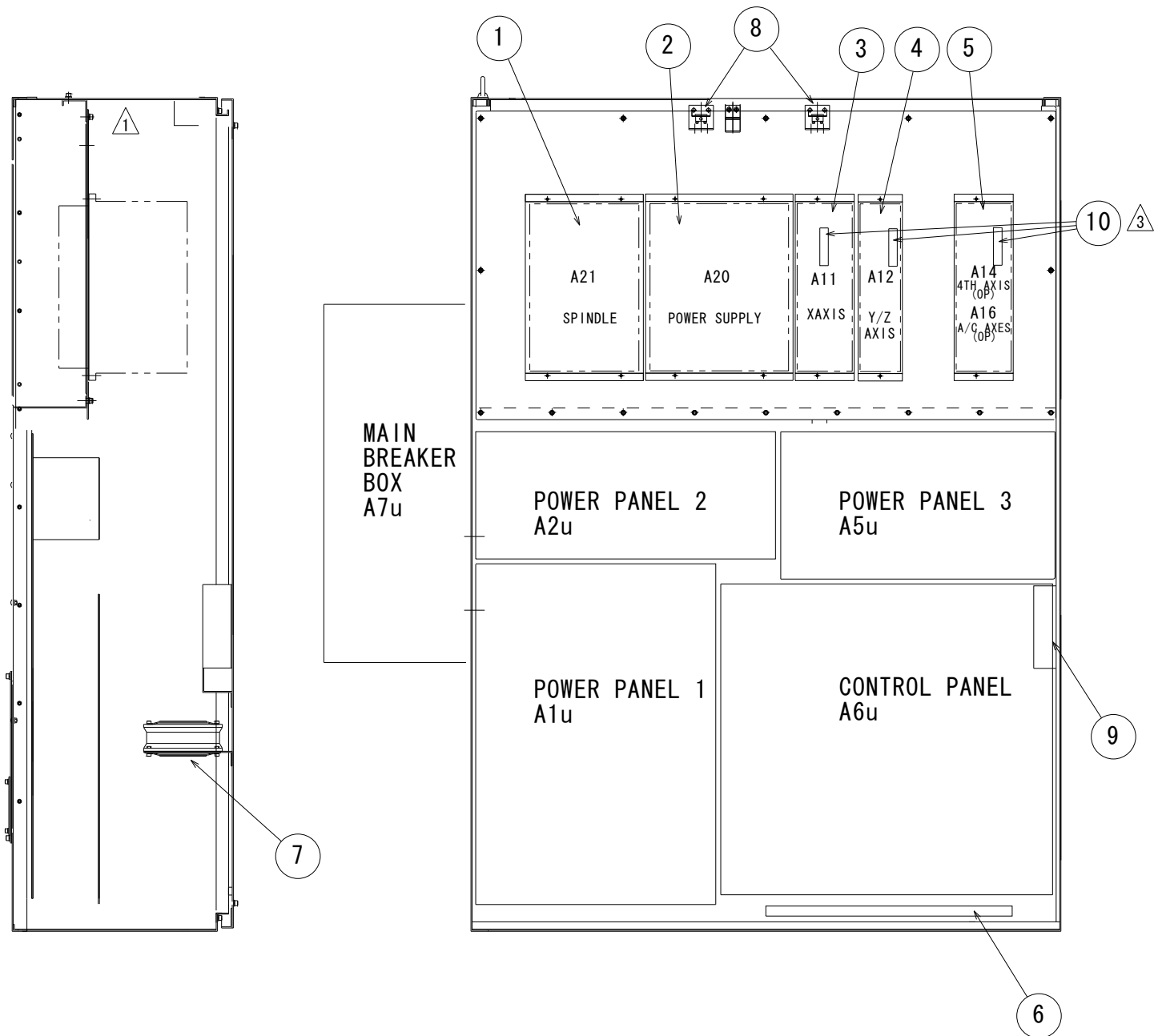
[△]	
^{△4}	EH587HA026E00 - DRIVE SPEC. CHANGED - 07/04/09 GH
^{△3}	EH587HA017E00 - BATTERIES ADDED - 07/10/08 GH
^{△2}	EH587HA011E00 - 09/06/08 GH
^{△1}	EH587HA010E00 - M41 DELETED

Mazak
YAMAZAKI MAZAK CORPORATION

APR'D BY	CHK'D BY	DRWN BY	TITLE
12/12/2007	12/12/2007	12/12/2007	CABINET LAYOUT (VTC800/30SR)
R. HULL	H. ISHIHARA	H. ISHIHARA	DRWN NO. 587002501004

APR'D BY	CHK'D BY	DRWN BY	TITLE
12/12/2007	12/12/2007	12/12/2007	CABINET LAYOUT (VTC800/30SR)
R. HULL	H. ISHIHARA	H. ISHIHARA	DRWN NO. 587002501004

This product is subject to all the applicable Japanese Foreign Exchange and Foreign Trade Law.
本品は『外国為替及び外国貿易法』に該当しますので外国に輸出する場合には同法に基づく許可を必要とします。



NO.	PARTS NO.	PARTS NAME	TYPE	COMMENT	
1	D72MA013300	SPINDLE DRIVE	MDS-DH-SP-200	A21	
2	D72MA013070	CV UNIT	MDS-DH-CV-550	A20	
3	D72MA013150	X-AXIS DRIVE	MDS-DH-V1-160	A11 △ 4	
4	D72MA013240	Y/Z-AXIS DRIVE	MDS-DH-V2-8080	A12	
5		4TH-AXIS DRIVE		A14 (OPTION)	
		A/C-AXIS DRIVE		A16 (OPTION)	
6	D56YC001960	EARTH BAR	550*20*T5		
7	D56TR001860	FAN MOTOR	UT650DG-T/P-WF21	M40	
	D56TY001250	FINGER GUARD	T-33E (A-33E)	M40	
8	D37TC002190	LIMIT SWITCH	D2D-2000	SQ0, SQ1	
△ 2	9	D80UB016153	IHC NEKUST	YS-708	A50
△ 3	10	D80MA016540	BATTERY	ER6V-C119B	
11					

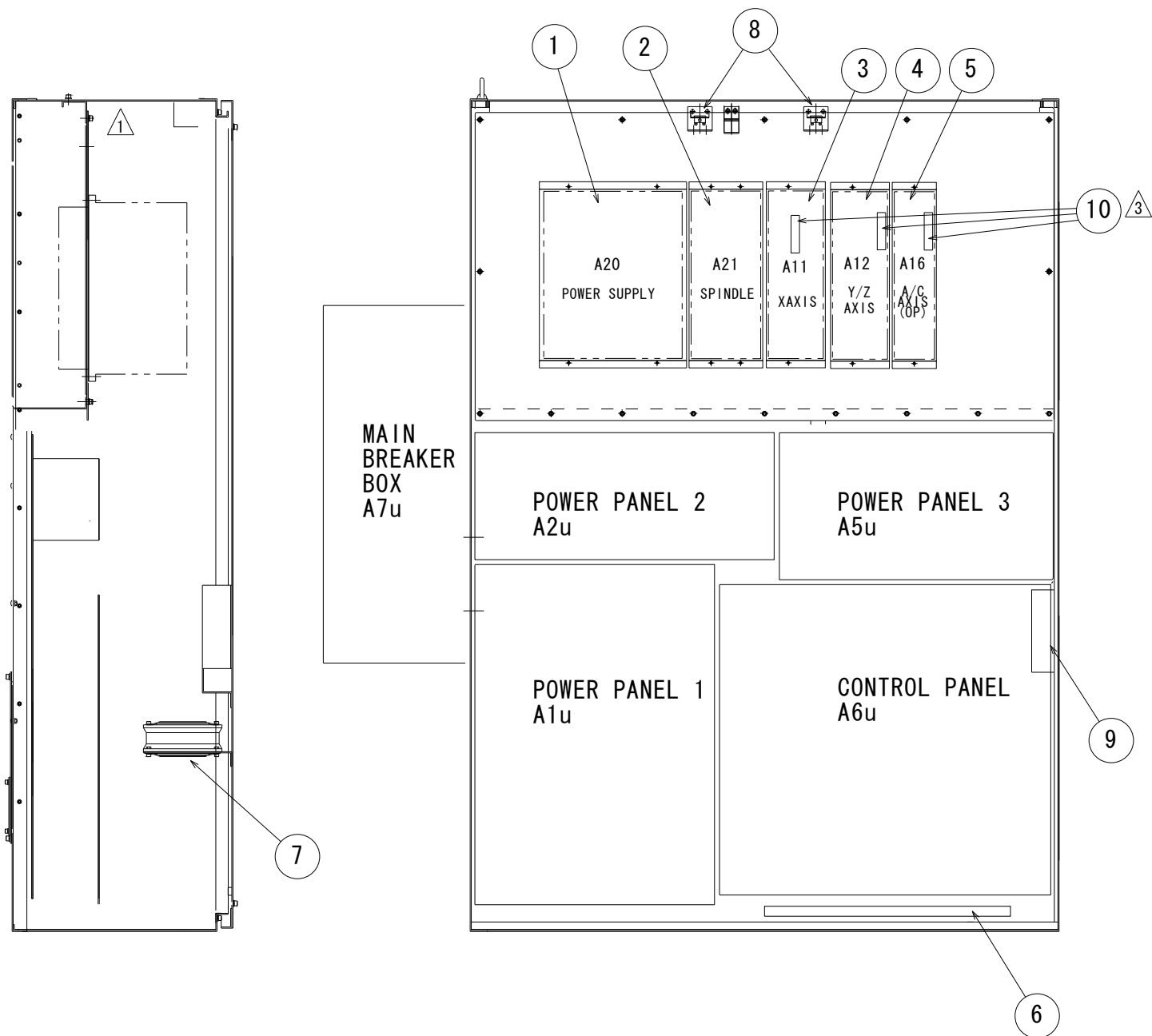
△	
△ 4	EH587HA026E00 - DRIVE SPEC. CHANGED - 07/04/09 GH
△ 3	EH587HA017E00 - BATTERIES ADDED - 07/10/08 GH
△ 2	EH587HA011E00 - 09/06/08 GH
△ 1	EH587HA010E00 - M41 DELETED

Mazak
YAMAZAKI MAZAK CORPORATION

APR'D BY	CHK'D BY	DRWN BY	TITLE
12/12/2007	12/12/2007	12/12/2007	CABINET LAYOUT (VTC820/30 3X5X 35KW)
R. HULL	H. ISHIHARA	H. ISHIHARA	DRWN NO. 587002501014

APR'D BY	CHK'D BY	DRWN BY	TITLE
12/12/2007	12/12/2007	12/12/2007	CABINET LAYOUT (VTC820/30 3X5X 35KW)
R. HULL	H. ISHIHARA	H. ISHIHARA	DRWN NO. 587002501014

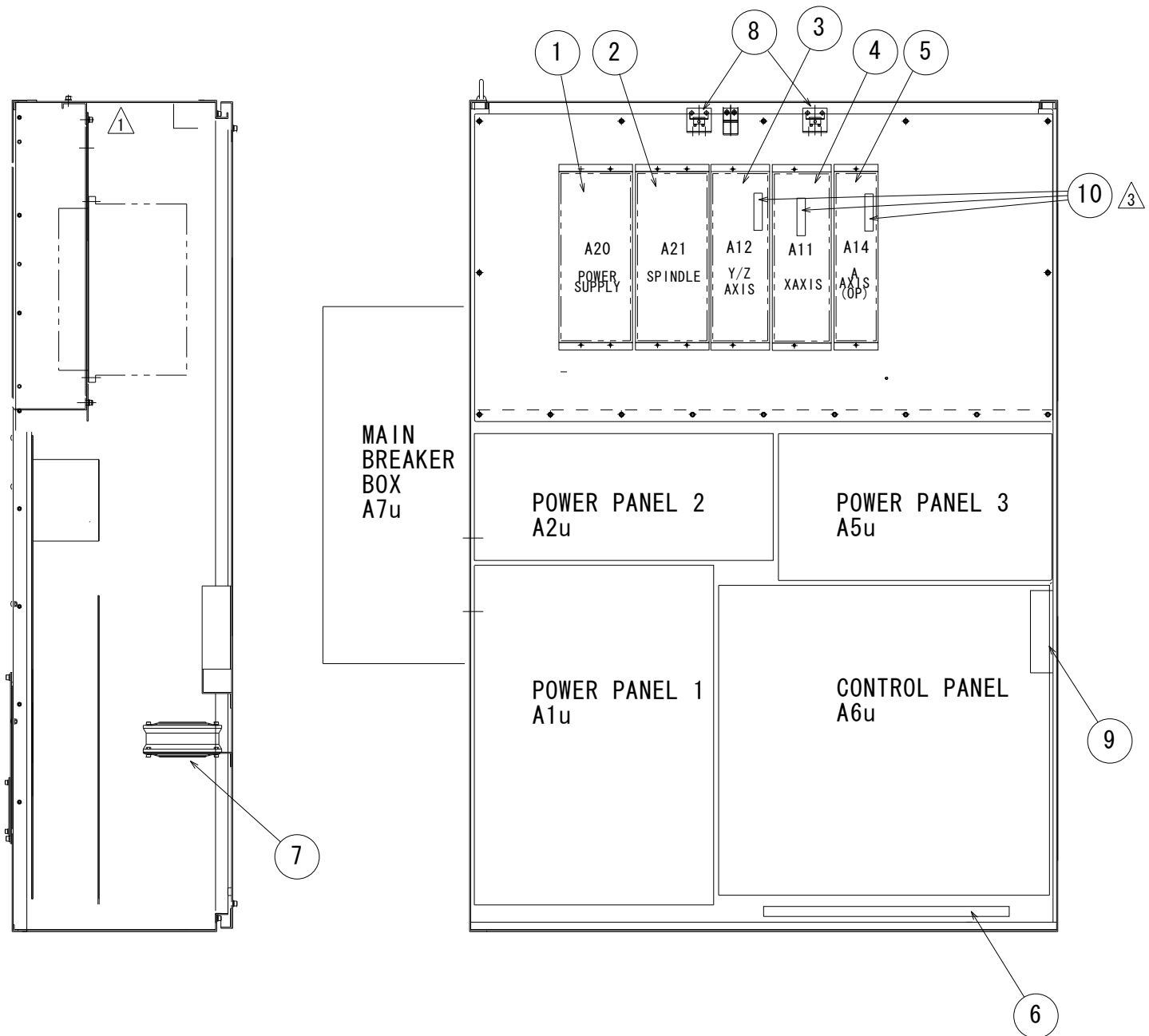
This product is subject to all the applicable Japanese Foreign Exchange and Foreign Trade Law.
本品は『外国為替及び外国貿易法』に該当しますので外国に輸出する場合には同法に基づく許可を必要とします。



NO.	PARTS NO.	PARTS NAME	TYPE	COMMENT
1	D72MA013070	CV UNIT	MDS-DH-CV-550	A20
2	D72MA013280	SPINDLE DRIVE	MDS-DH-SP-100	A21
3	D72MA013150	X-AXIS DRIVE	MDS-DH-V1-160	A11 ^{△4}
4	D72MA013240	Y/Z-AXIS DRIVE	MDS-DH-V2-8080	A12
5		A/C-AXIS DRIVE		A16 (OPTION)
6	D56YC001960	EARTH BAR	550*20*T5	
7	D56TR001860	FAN MOTOR	UT650DG-T/P-WF21	M40
	D56TY001250	FINGER GUARD	T-33E (A-33E)	M40
8	D37TC002190	LIMIT SWITCH	D2D-2000	SQ0, SQ1
^{△2} 9	D80UB016153	IHC NEKUST	YS-708	A50
^{△3} 10	D80MA016540	BATTERY	ER6V-C119B	
11				

[△]		 YAMAZAKI MAZAK CORPORATION	APR'D BY	CHK'D BY	DRWN BY	TITLE
^{△4}	EH587HA026E00 - DRIVE SPEC. CHANGED - 08/04/09 GH		07/02/2008	07/02/2008	07/02/2008	CABINET LAYOUT (VTC820/30 5X 22KW)
^{△3}	EH587HA017E00 - BATTERIES ADDED - 07/10/08 GH		R. HULL	R. HULL	GH	
^{△2}	EH587HA011E00 - 09/06/08 GH		DRWN NO. 587002501024			
^{△1}	EH587HA010E00 - M41 DELETED					

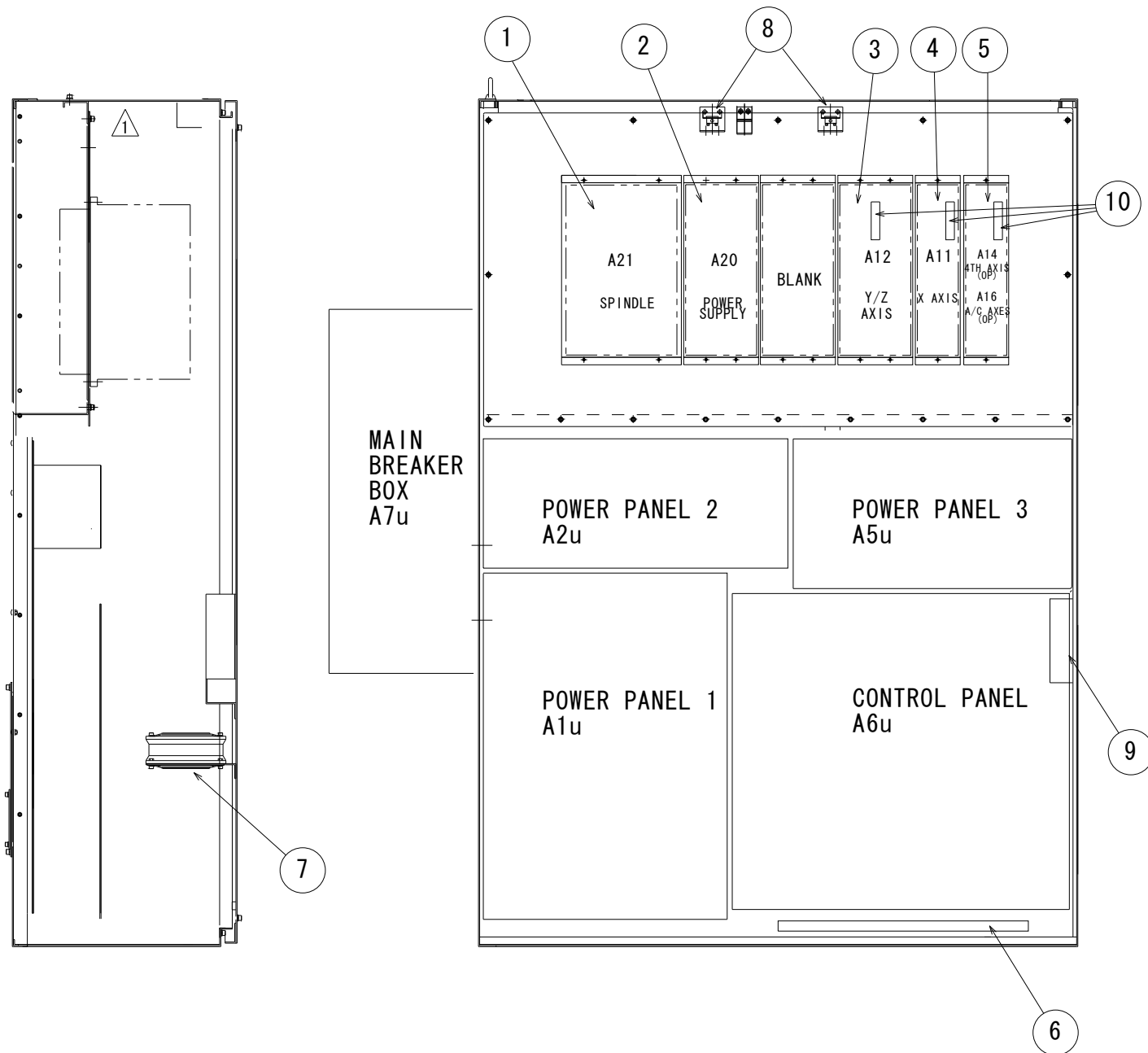
This product is subject to all the applicable Japanese Foreign Exchange and Foreign Trade Law.
 本品は『外国為替及び外国貿易法』に該当しますので外国に輸出する場合には同法に基づく許可を必要とします。



NO.	PARTS NO.	PARTS NAME	TYPE	COMMENT
1	D72MA013060	CV UNIT	MDS-DH-CV-450	A20
2	D72MA013280	SPINDLE DRIVE	MDS-DH-SP-100	A21
3	D72MA013240	Y/Z-AXIS DRIVE	MDS-DH-V2-8080	A12
4	D72MA013150	X-AXIS DRIVE	MDS-DH-V1-160	A11 ^{△4}
5		A-AXIS DRIVE	(OP)	A14 (OPTION)
6	D56YC001960	EARTH BAR	550*20*T5	
7	D56TR001860	FAN MOTOR	UT650DG-T/P-WF21	M40
	D56TY001250	FINGER GUARD	T-33E (A-33E)	M40
8	D37TC002190	LIMIT SWITCH	D2D-2000	SQ0, SQ1
^{△2} 9	D80UB016153	IHC NEKUST	YS-708	A50
^{△3} 10	D80MA016540	BATTERY	ER6V-C119B	
11				

[△]		 YAMAZAKI MAZAK CORPORATION	APR'D BY	CHK'D BY	DRWN BY	TITLE
^{△4}	EH587HA026E00 - DRIVE SPEC. CHANGED - 08/04/09 GH		12/12/2007	12/12/2007	12/12/2007	CABINET LAYOUT (VTC820/30 3X 22KW)
^{△3}	EH587HA017E00 - BATTERIES ADDED - 07/10/08 GH		R. HULL	R. HULL	GH	
[△]	EH587HA011E00 - 09/06/08 GH					DRWN NO. 587002501034
[△]	EH587HA010E00 - M41 DELETED					

This product is subject to all the applicable Japanese Foreign Exchange and Foreign Trade Law.
 本品は『外国為替及び外国貿易法』に該当しますので外国に輸出する場合には同法に基づく許可を必要とします。

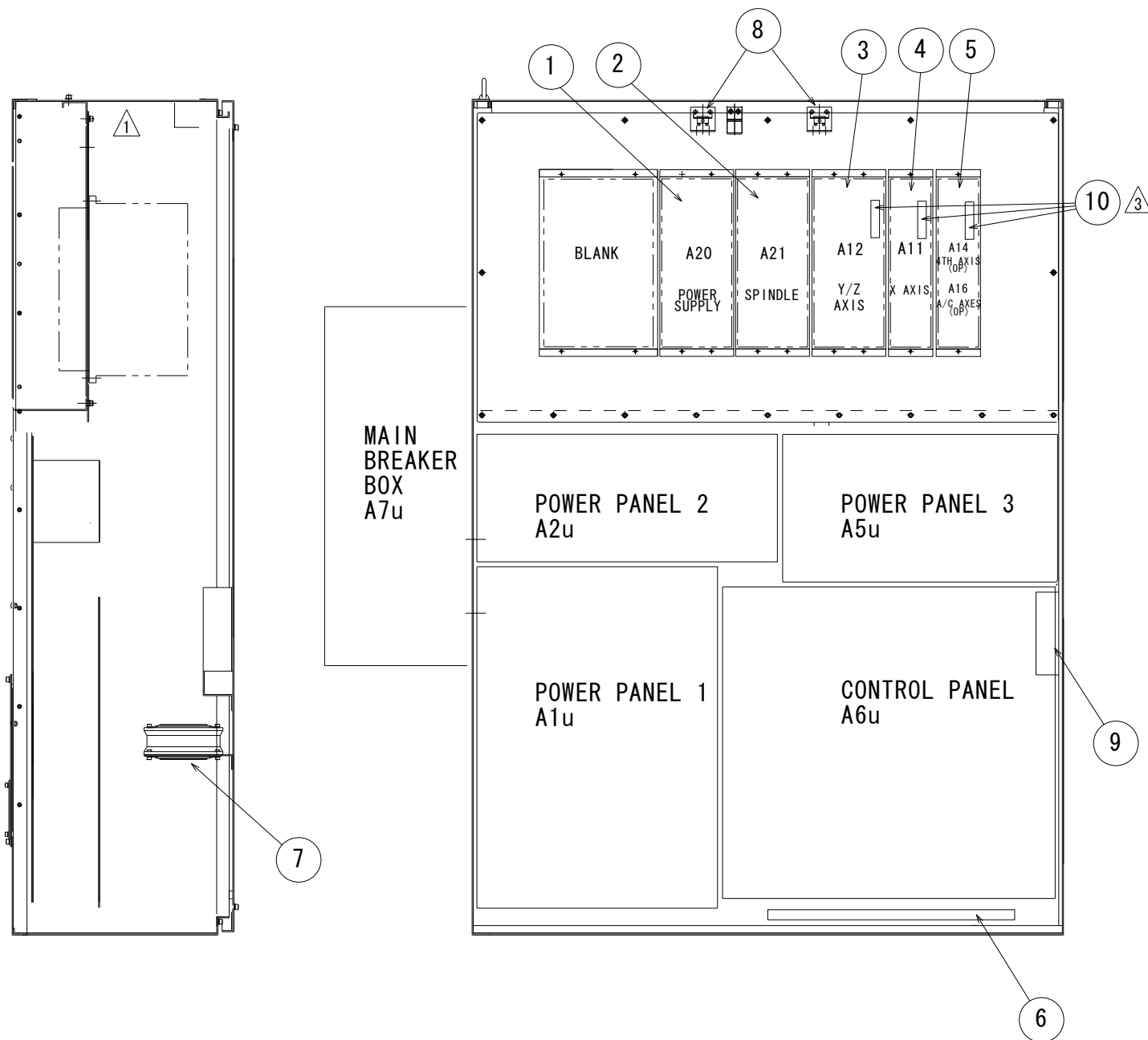


NO.	PARTS NO.	PARTS NAME	TYPE	COMMENT
1	D72MA013300	SPINDLE DRIVE	MDS-DH-SP-200	A21
2	D72MA013060	CV UNIT	MDS-DH-CV-450	A20
3	D72MA013240	Y/Z-AXIS DRIVE	MDS-DH-V2-8080	A12
4	D72MA013120	X-AXIS DRIVE	MDS-DH-V1-80	A11
5		4TH-AXIS DRIVE		A14 (OPTION)
		A/C-AXIS DRIVE		A16 (OPTION)
6	D56YC001960	EARTH BAR	550*20*T5	
7	D56TR001860	FAN MOTOR	UT650DG-T/P-WF21	M40
	D56TY001250	FINGER GUARD	T-33E (A-33E)	M40
8	D37TC002190	LIMIT SWITCH	D2D-2000	SQ0, SQ1
9	D80UB016153	IHC NEKUST	YS-708	A50
10	D80MA016540	BATTERY	ER6V-C119B	

△
△
△

△		 YAMAZAKI MAZAK CORPORATION	APR'D BY	CHK'D BY	DRWN BY	TITLE
△			07/02/2008	07/02/2008	07/02/2008	CABINET LAYOUT (VTC820/20 3X5X 35KW)
△	EH587HA017E00 - BATTERIES ADDED - 07/10/08 GH		R. HULL	R. HULL	GH	DRWN NO. 587002501043
△	EH587HA011E00 - 09/06/08 GH					
△	EH587HA010E00 - M41 DELETED					

This product is subject to all the applicable Japanese Foreign Exchange and Foreign Trade Law.
 本品は『外国為替及び外国貿易法』に該当しますので外国に輸出する場合には同法に基づく許可を必要とします。

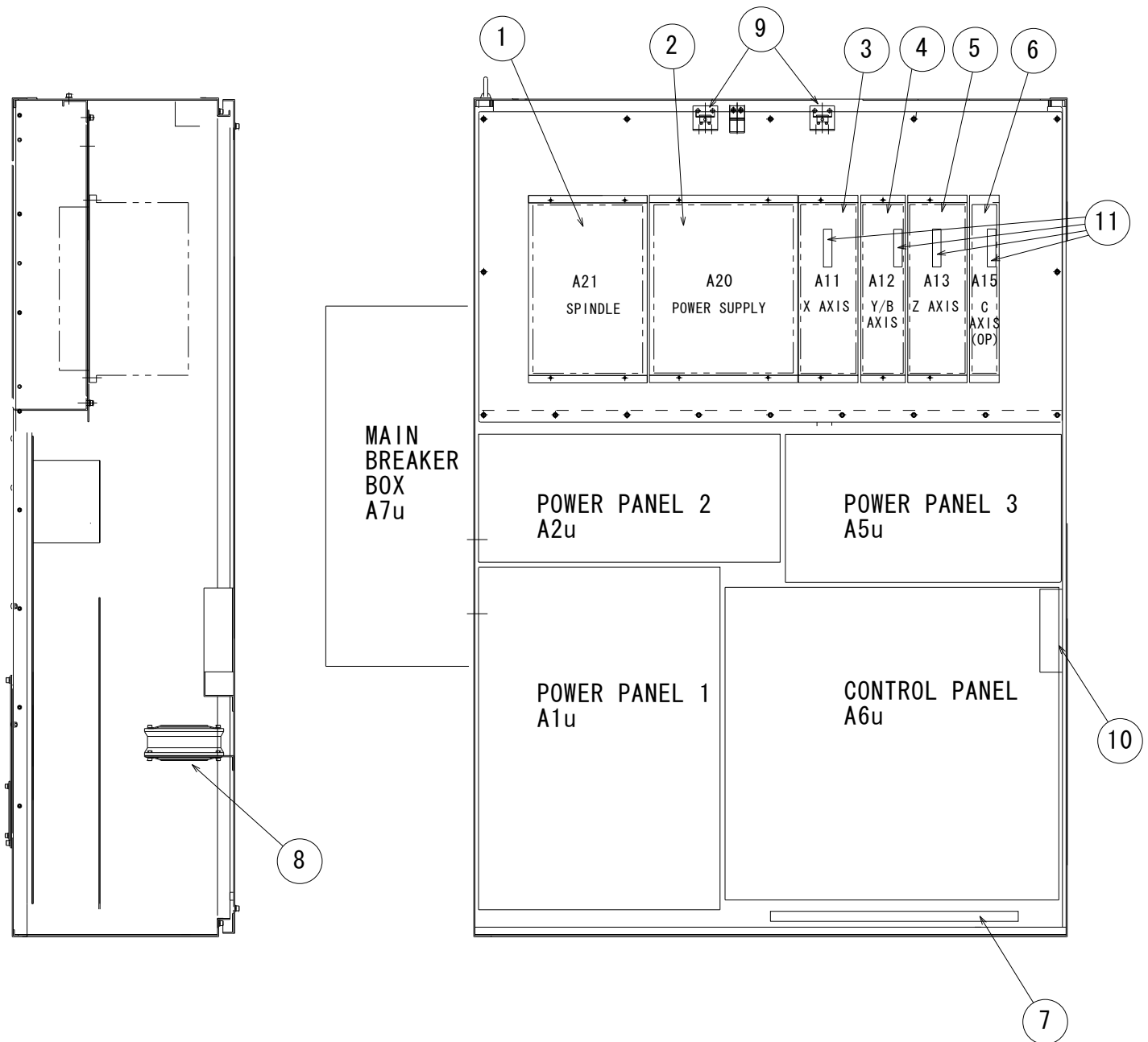


NO.	PARTS NO.	PARTS NAME	TYPE	COMMENT
1	D72MA013050	CV UNIT	MDS-DH-CV-370	A20
2	D72MA013280	SPINDLE DRIVE	MDS-DH-SP-100	A21
3	D72MA013240	Y/Z-AXIS DRIVE	MDS-DH-V2-8080	A12
4	D72MA013120	X-AXIS DRIVE	MDS-DH-V1-80	A11
5		4TH-AXIS DRIVE		A14 (OPTION)
		A/C-AXIS DRIVE		A16 (OPTION)
6	D56YC001960	EARTH BAR	550*20*T5	
7	D56TR001860	FAN MOTOR	UT650DG-T/P-WF21	M40
	D56TY001250	FINGER GUARD	T-33E (A-33E)	M40
8	D37TC002190	LIMIT SWITCH	D2D-2000	SQ0, SQ1
9	D80UB016153	IHC NEKUST	YS-708	A50
10	D80MA016540	BATTERY	ER6V-C119B	


△
△
△

△		 YAMAZAKI MAZAK CORPORATION	APR'D BY	CHK'D BY	DRWN BY	TITLE
△			12/12/2007	12/12/2007	12/12/2007	CABINET LAYOUT (VTC820/20 3X5X 22KW)
△	EH587HA017E00 - BATTERIES ADDED - 07/10/08 GH		R. HULL	R. HULL	GH	DRWN NO. 587002501053
△	EH587HA011E00 - 09/06/08 GH					
△	EH587HA010E00 - M41 DELETED					

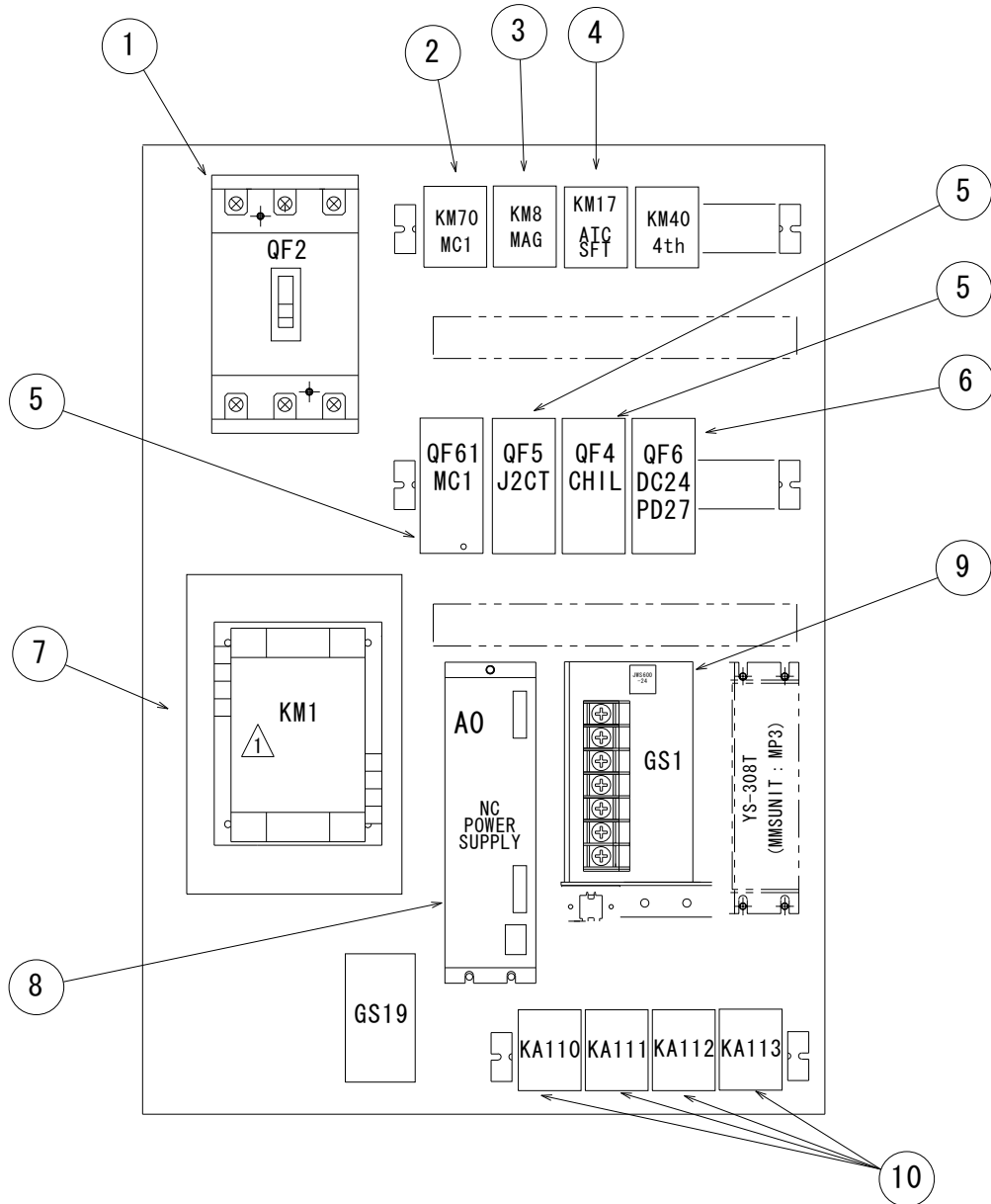
This product is subject to all the applicable Japanese Foreign Exchange and Foreign Trade Law.
 本品は『外国為替及び外国貿易法』に該当しますので外国に輸出する場合には同法に基づく許可を必要とします。




NO.	PARTS NO.	PARTS NAME	TYPE	COMMENT
1	D72MA013300	SPINDLE DRIVE	MDS-DH-SP-200	A21
2	D72MA013070	CV UNIT	MDS-DH-CV-550	A20
3	D72MA013130	X-AXIS DRIVE	MDS-DH-V1-80W	A11
4	D72MA013240	Y/B-AXIS DRIVE	MDS-DH-V2-8080	A12
5	D72MA013150	Z-AXIS DRIVE	MDS-DH-V1-160	A13
6	D72MA013120	C-AXIS DRIVE	MDS-DH-V1-80	A15 (OPTION)
7	D56YC001960	EARTH BAR	550*20*T5	
8	D56TR001860	FAN MOTOR	UT650DG-T/P-WF21	M40
	D56TY001250	FINGER GUARD	T-33E (A-33E)	M40
9	D37TC002190	LIMIT SWITCH	D2D-2000	SQ0, SQ1
10	D80UB016153	IHC NEKUST	YS-708	A50
11	D80MA016540	BATTERY	ER6V-C119B	
12				

△		 YAMAZAKI MAZAK CORPORATION	APR'D BY	CHK'D BY	DRWN BY	TITLE
△			04/02/2010	04/02/2010	04/02/2010	CABINET LAYOUT (VTC800/20SR)
△			R. HULL	S. ITO	G. HOWELL	DRWN NO.
△						587002501060

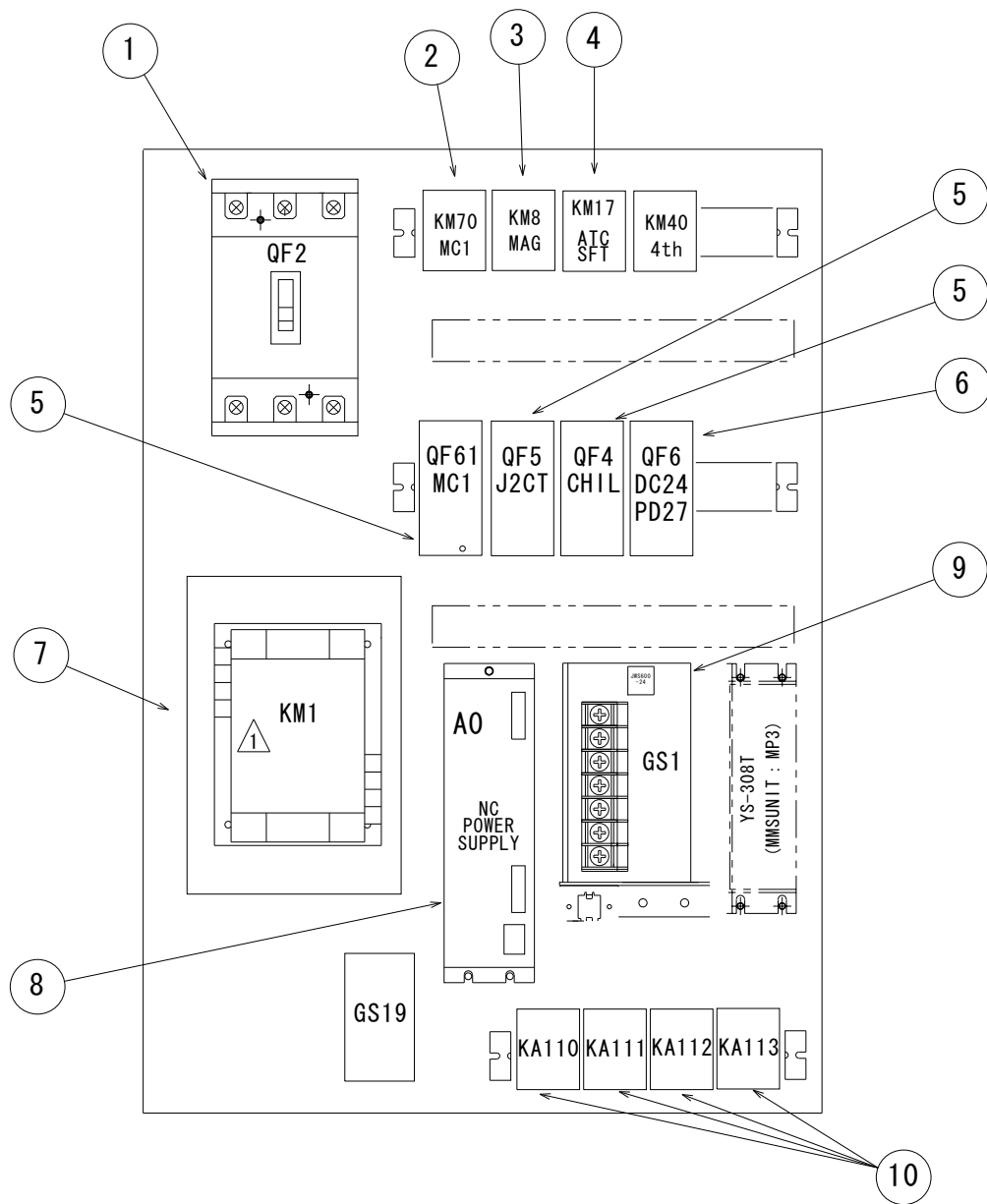
This product is subject to all the applicable Japanese Foreign Exchange and Foreign Trade Law.
 本品は『外国為替及び外国貿易法』に該当しますので外国に輸出する場合には同法に基づく許可を必要とします。



NO.	PARTS NO.	PARTS NAME	TYPE	COMMENT		
1	D51MA013851	BREAKER	NF125-CW-3P-100A	QF2	22KW SPINDLE	
	D51MA013861	COVER	TCS-1SW3W	QF2		
1	D51MA014531	BREAKER	NF250-CW-3P-125A	QF2	35KW SPINDLE	
	D51MA014551	COVER	TCS-2SW3W	QF2		
2	D02SY007150	CONTACTOR	3RT1015-1AG61	KM70		
	D43SY002260	SPARK KILLER	3RT1916-1CC00	Z70		
3	D02SBU00170	CONTACTOR	3RT1017-1AG62	KM8		
	D43SY002260	SPARK KILLER	3RT1916-1CC00	Z8		
4	D02SBU00150	CONTACTOR	3RT1017-1BB42	KM17		
	D02SBU00160	SPARK KILLER	3RT1916-1DG00	Z17		
5	D51SY013230	BREAKER	3RV1321-4BC10 (20A)	QF4/5/61		
6	D51SY013010	BREAKER	3RV1321-4AC10 (16A)	QF6		
7	D02MA007120	CONTACTOR	S-N65 AC400V 2a2b	KM1		22KW SPINDLE
	D80MA010080	COVER	UN-CZ500	KM1		
7	D02MA007110	CONTACTOR	S-N80 AC400V 2a2b	KM1	35KW SPINDLE	
	D80MA008830	COVER	UN-CZ800	KM1		
8	D72MA012880	NC POWER SUPPLY	PD27	A0		
9	D50NWU00030	DC POWER SUPPLY	HWS600-24	GS1		
10	D02SY007400	RELAY	3RH1122-1JB40	KA110/111/112/113		

△		 YAMAZAKI MAZAK CORPORATION	APR'D BY	CHK'D BY	DRWN BY	TITLE
△			07/02/2008	07/02/2008	07/02/2008	POWER PANEL 1 LAYOUT (VTC820/20)
△			R. HULL	H. ISHIHARA	GH	DRWN NO. 587002501101
△						
△						
△	EH587HA035E00 - TEXT REMOVED 05/02/10 GH					

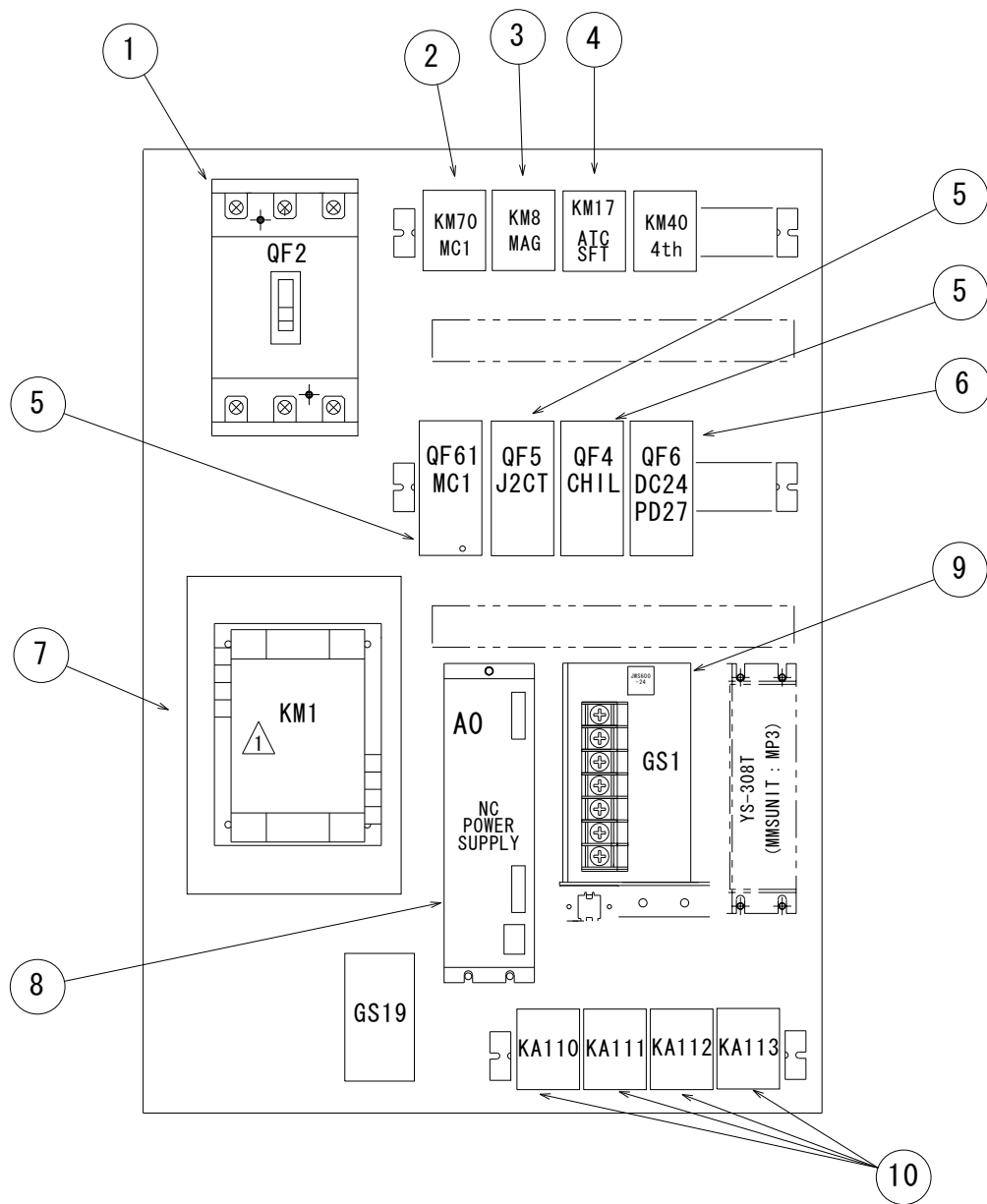
This product is subject to all the applicable Japanese Foreign Exchange and Foreign Trade Law.
 本品は『外国為替及び外国貿易法』に該当しますので外国に輸出する場合には同法に基づく許可を必要とします。




NO.	PARTS NO.	PARTS NAME	TYPE	COMMENT
1	D51MA014531	BREAKER	NF250-CW-3P-125A	QF2
	D51MA014551	COVER	TCS-2SW3W	QF2
2	D02SY007150	CONTACTOR	3RT1015-1AG61	KM70
	D43SY002260	SPARK KILLER	3RT1916-1CC00	Z70
3	D02SBU00170	CONTACTOR	3RT1017-1AG62	KM8
	D43SY002260	SPARK KILLER	3RT1916-1CC00	Z8
4	D02SBU00150	CONTACTOR	3RT1017-1BB42	KM17
	D02SBU00160	SPARK KILLER	3RT1916-1DG00	Z17
5	D51SY013230	BREAKER	3RV1321-4BC10 (20A)	QF4/5/61
6	D51SY013010	BREAKER	3RV1321-4AC10 (16A)	QF6
7	D02MA007110	CONTACTOR	S-N80 AC400V 2a2b	KM1
	D80MA008830	COVER	UN-CZ800	KM1
8	D72MA012880	NC POWER SUPPLY	PD27	A0
9	D50NWU00030	DC POWER SUPPLY	HWS600-24	GS1
10	D02SY007400	RELAY	3RH1122-1JB40	KA110/111/112/113

△		 YAMAZAKI MAZAK CORPORATION	APR'D BY	CHK'D BY	DRWN BY	TITLE
△			12/12/2007	12/12/2007	12/12/2007	POWER PANEL 1 LAYOUT (VTC820/30)
△			R. HULL	H. ISHIHARA	A. KAWASAKI	DRWN NO. 587002501111
△						
△	EH587HA035E00 - TEXT REMOVED 05/02/10 GH					

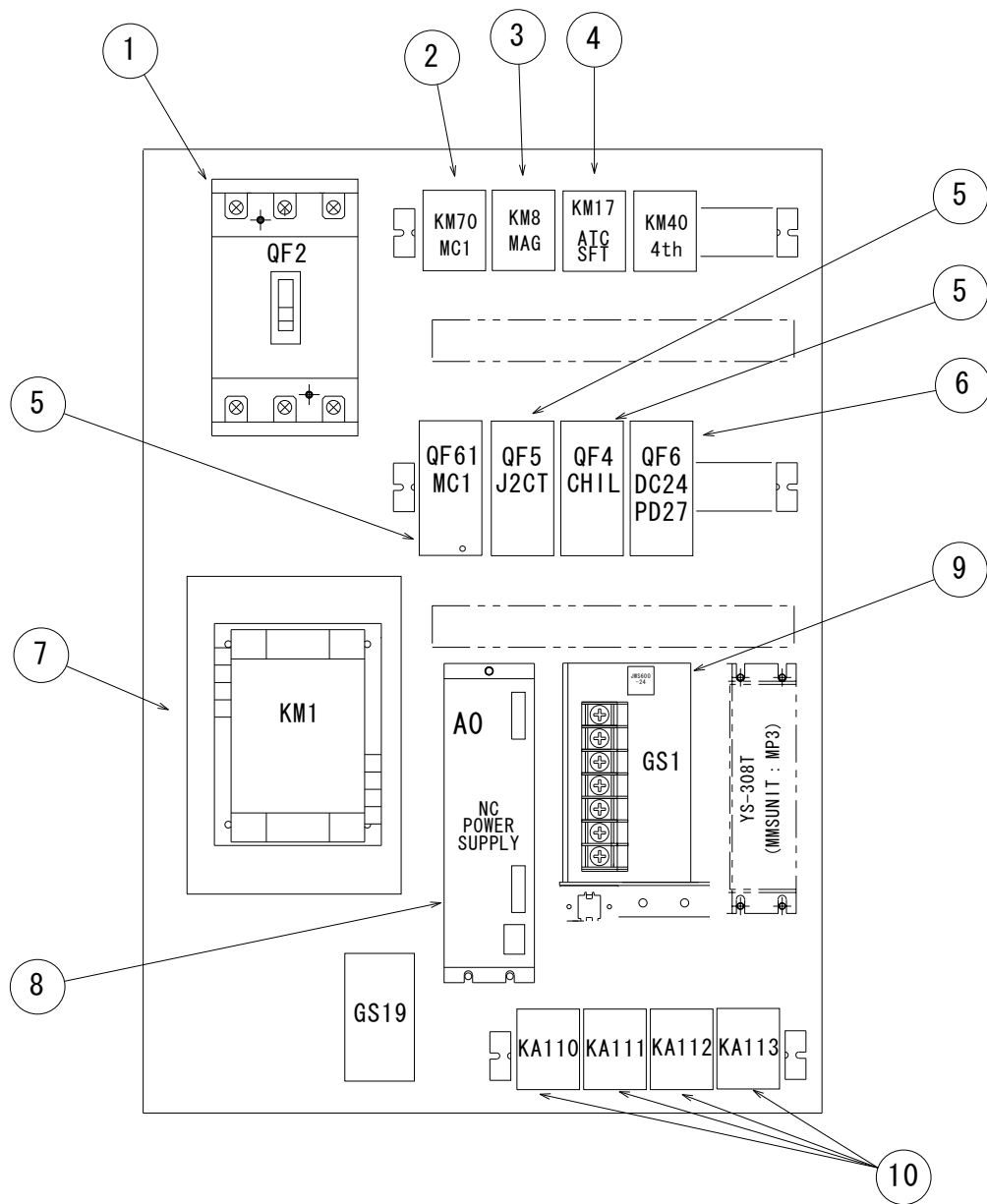
This product is subject to all the applicable Japanese Foreign Exchange and Foreign Trade Law.
 本品は『外国為替及び外国貿易法』に該当しますので外国に輸出する場合には同法に基づく許可を必要とします。




NO.	PARTS NO.	PARTS NAME	TYPE	COMMENT
1	D51MA014541	BREAKER	NF250-CW-3P-175A	QF2
	D51MA014551	COVER	TCS-2SW3W	QF2
2	D02SY007150	CONTACTOR	3RT1015-1AG61	KM70
	D43SY002260	SPARK KILLER	3RT1916-1CC00	Z70
3	D02SBU00170	CONTACTOR	3RT1017-1AG62	KM8
	D43SY002260	SPARK KILLER	3RT1916-1CC00	Z8
4	D02SBU00150	CONTACTOR	3RT1017-1BB42	KM17
	D02SBU00160	SPARK KILLER	3RT1916-1DG00	Z17
5	D51SY013230	BREAKER	3RV1321-4BC10 (20A)	QF4/5/61
6	D51SY013010	BREAKER	3RV1321-4AC10 (16A)	QF6
7	D02MA007410	CONTACTOR	S-N150 AC400V 2a2b	KM1
	D80MA009260	COVER	UN-CZ1500	KM1
8	D72MA012880	NC POWER SUPPLY	PD27	A0
9	D50NWU00030	DC POWER SUPPLY	HWS600-24	GS1
10	D02SY007400	RELAY	3RH1122-1JB40	KA110/111/112/113

△		 YAMAZAKI MAZAK CORPORATION	APR'D BY	CHK'D BY	DRWN BY	TITLE
△			12/12/2007	12/12/2007	12/12/2007	POWER PANEL 1 LAYOUT (VTC800/30SR)
△			R. HULL	H. ISHIHARA	A. KAWASAKI	DRWN NO. 587002501121
△						
△	EH587HA035E00 - TEXT REMOVED 05/02/10 GH					

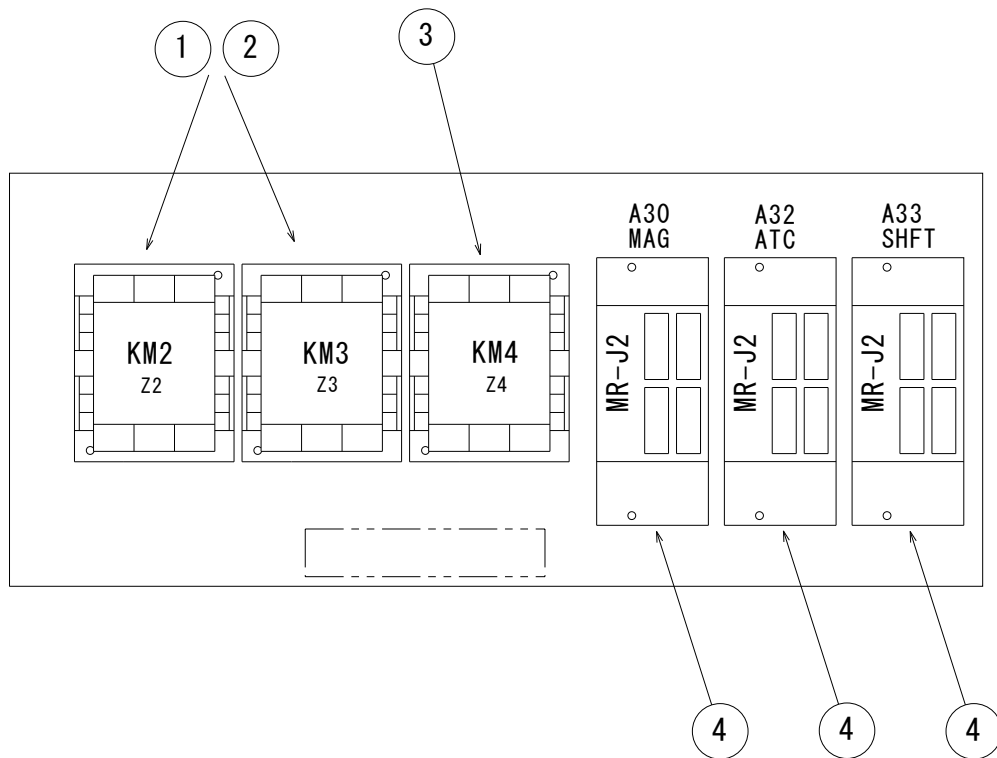
This product is subject to all the applicable Japanese Foreign Exchange and Foreign Trade Law.
 本品は『外国為替及び外国貿易法』に該当しますので外国に輸出する場合には同法に基づく許可を必要とします。




NO.	PARTS NO.	PARTS NAME	TYPE	COMMENT
1	D51MA016351	BREAKER	NF250-CW-3P-150A	QF2
	D51MA014551	COVER	TCS-2SW3W	QF2
2	D02SY007150	CONTACTOR	3RT1015-1AG61	KM70
	D43SY002260	SPARK KILLER	3RT1916-1CC00	Z70
3	D02SBU00170	CONTACTOR	3RT1017-1AG62	KM8
	D43SY002260	SPARK KILLER	3RT1916-1CC00	Z8
4	D02SBU00150	CONTACTOR	3RT1017-1BB42	KM17
	D02SBU00160	SPARK KILLER	3RT1916-1DG00	Z17
5	D51SY013230	BREAKER	3RV1321-4BC10 (20A)	QF4/5/61
6	D51SY013010	BREAKER	3RV1321-4AC10 (16A)	QF6
7	D02MA007110	CONTACTOR	S-N80 AC400V 2a2b	KM1
	D80MA008830	COVER	UN-CZ800	KM1
8	D72MA012880	NC POWER SUPPLY	PD27	AO
9	D50NWU00030	DC POWER SUPPLY	HWS600-24	GS1
10	D02SY007400	RELAY	3RH1122-1JB40	KA110/111/112/113

△		 YAMAZAKI MAZAK CORPORATION	APR'D BY	CHK'D BY	DRWN BY	TITLE
△			04/02/2010	04/02/2010	04/02/2010	POWER PANEL 1 LAYOUT (VTC800/20SR)
△			R. HULL	S. ITO	G. HOWELL	DRWN NO. 587002501130
△						

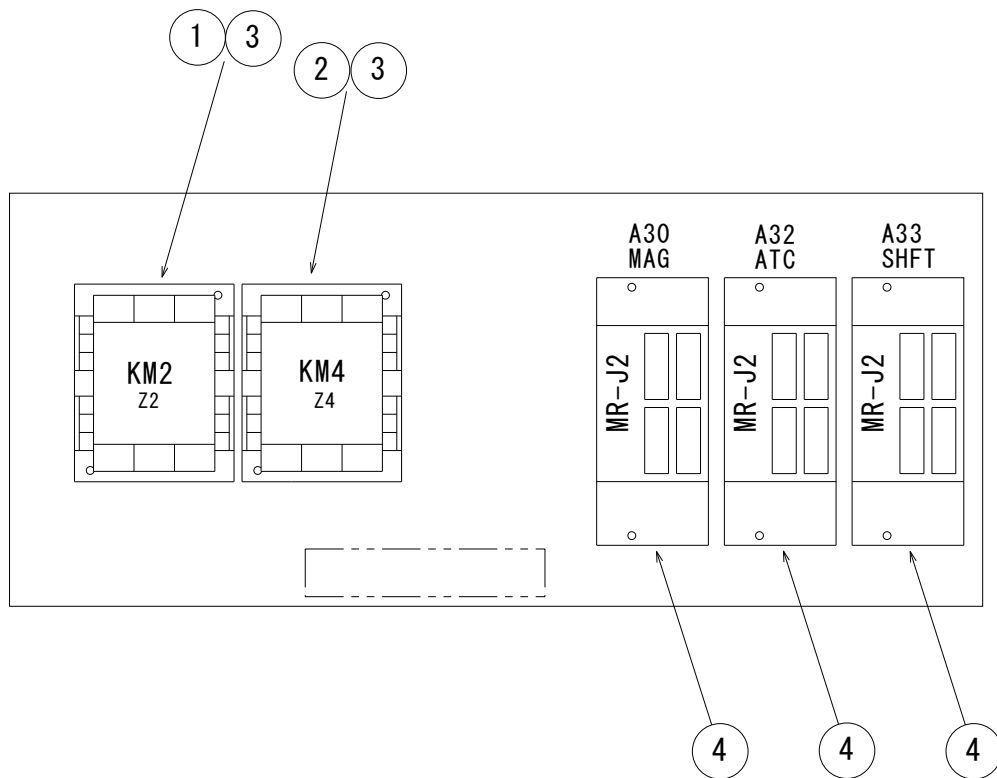
This product is subject to all the applicable Japanese Foreign Exchange and Foreign Trade Law.
 本品は『外国為替及び外国貿易法』に該当しますので外国に輸出する場合には同法に基づく許可を必要とします。




NO.	PARTS NO.	PARTS NAME	TYPE	COMMENT	
①	1	D02MA006750	CONTACTOR	S-N25CX AC100V	KM2/KM3
②	2	D43MA001580	SUPPRESSOR	UN-SA21 (AC200V)	Z2/Z3
①	3	D02MA007010	CONTACTOR	S-N50 AC100V	KM4
		D80MA010080	COVER	UN-CZ500	KM4
①	4	D72MA008410	J2-CT DRIVE	MR-J2-60CT	A30/A32
③	5	D72MA008430	J2-CT DRIVE	MR-J2-100CT	A33

△		 YAMAZAKI MAZAK CORPORATION	APR'D BY	CHK'D BY	DRWN BY	TITLE
△			12/12/2007	12/12/2007	12/12/2007	POWER PANEL2 LAYOUT (35KW)
③	EH587HA030E00 - A33 TYPE CHANGED 12/10/09 GH		R. HULL	H. ISHIHARA	A. KAWASAKI	DRWN NO. 587002501203
△	EH587HA026E00 - SUPPRESSORS ADDED 15/04/09 GH					
△	EH587HA017E00 - CONTACTORS CHANGED 23/08/08 GH					

This product is subject to all the applicable Japanese Foreign Exchange and Foreign Trade Law.
 本品は『外国為替及び外国貿易法』に該当しますので外国に輸出する場合には同法に基づく許可を必要とします。

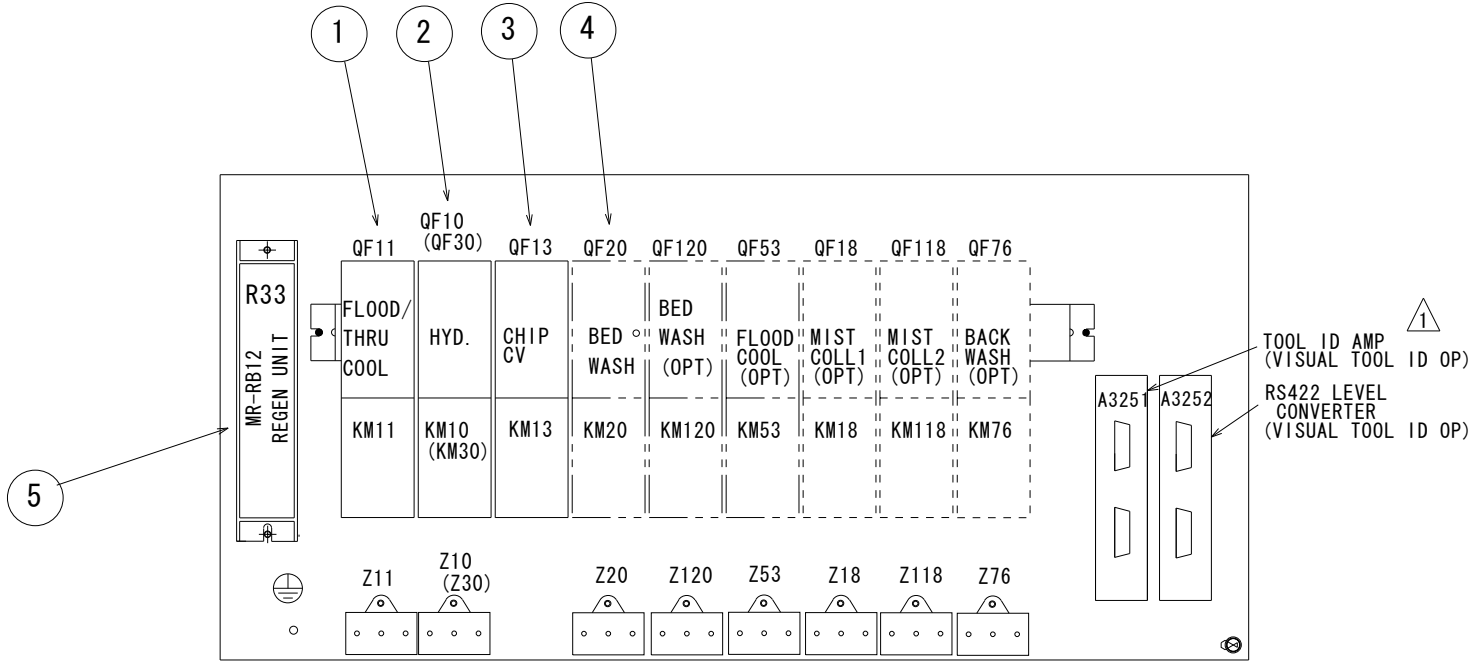


NO.	PARTS NO.	PARTS NAME	TYPE	COMMENT	
△ 2 △ 1	1	D02MA006750	CONTACTOR	S-N25CX AC100V	KM2
△ 2 △ 1	2	D02MA006850	CONTACTOR	S-N35CX AC100V	KM4
△ 2 △ 2	3	D43MA001580	SUPPRESSOR	UN-SA21 (AC200V)	Z2, Z4
△ 1 △ 1	4	D72MA008410	J2-CT DRIVE	MR-J2-60CT	A30/A32
△ 3 △ 3	5	D72MA008430	J2-CT DRIVE	MR-J2-100CT	A33

△		 YAMAZAKI MAZAK CORPORATION	APR'D BY	CHK'D BY	DRWN BY	TITLE
△			12/12/2007	12/12/2007	12/12/2007	POWER PANEL2 LAYOUT (22KW)
△	EH587HA030E00 - A33 TYPE CHANGED 12/10/09 GH		R. HULL	H. ISHIHARA	A. KAWASAKI	DRWN NO. 587002501213
△	EH587HA026E00 - CONT. RATINGS & SUPP. ADDED 15/04/09 GH					
△	EH587HA017E00 - CONTACTORS CHANGED 23/09/08 GH					


This product is subject to all the applicable Japanese Foreign Exchange and Foreign Trade Law.
 本品は『外国為替及び外国貿易法』に該当しますので外国に輸出する場合には同法に基づく許可を必要とします。

NOTE :-
VTC800/30SR (STD)
VTC820 (OP.)

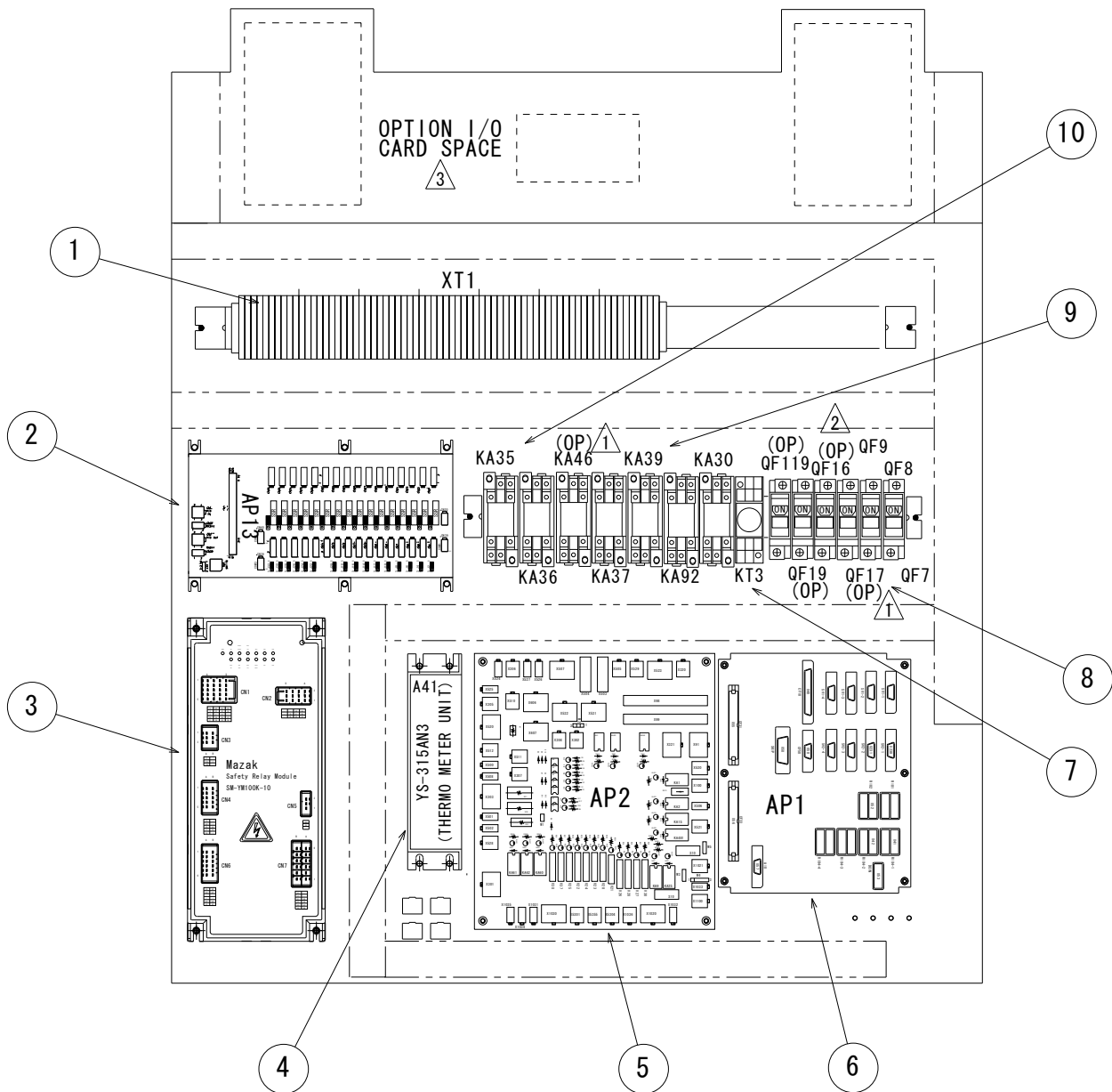


NO.	PARTS NO.	PARTS NAME	TYPE	COMMENT
1	D51SY013170	BREAKER	3RV1011-1EA10 (2. 8-4A)	QF11
	D02SY007150	CONTACTOR	3RT1015-1AG61	KM11
	D51SY013220	JOINT MODULE	3RA1911-1AA00	QF11
	D51SY013240	AUX. CONTACT	3RV1901-1E	QF11
	D43SY002260	SPARK KILLER	3RT1916-1CC00	KM11
	D43ZZ001700	SPARK KILLER	SQ25050 3F	Z11
2	D51SY013130	BREAKER	3RV1011-1HA10 (5. 5-8A)	QF10 (QF30)
	D02SY007150	CONTACTOR	3RT1015-1AG61	KM10 (KM30)
	D51SY013220	JOINT MODULE	3RA1911-1AA00	QF10 (QF30)
	D51SY013240	AUX. CONTACT	3RV1901-1E	QF10 (QF30)
	D43SY002260	SPARK KILLER	3RT1916-1CC00	QF10 (QF30)
	D43ZZ001700	SPARK KILLER	SQ25050 3F	Z10 (Z30)
3	D51SY013140	BREAKER	3RV1011-1BA10 (1. 4-2A)	QF13
	D02SY007150	CONTACTOR	3RT1015-1AG61	KM13
	D51SY013220	JOINT MODULE	3RA1911-1AA00	QF13
	D51SY013240	AUX. CONTACT	3RV1901-1E	QF13
	D43SY002260	SPARK KILLER	3RT1916-1CC00	KM13
4	D51SY013380	BREAKER	3RV1011-1GA10 (4. 5-6A)	QF20
	D02SY007150	CONTACTOR	3RT1015-1AG61	KM20
	D51SY013220	JOINT MODULE	3RA1911-1AA00	QF20
	D51SY013240	AUX. CONTACT	3RV1901-1E	QF20
	D43SY002260	SPARK KILLER	3RT1916-1CC00	KM20
	D43ZZ001700	SPARK KILLER	SQ25050 3F	Z20
5	D80MA012420	REGEN UNIT	MR-RB12	R33

NOTE:-
QF10 (ALL VTC 820)
QF30 (VTC800/30SR)

△		 YAMAZAKI MAZAK CORPORATION	APR'D BY	CHK'D BY	DRWN BY	TITLE
△			12/12/2007	12/12/2007	12/12/2007	POWER PANEL3 LAYOUT
△			R. HULL	H. ISHIHARA	A. KAWASAKI	
△			DRWN NO.			587002501401

This product is subject to all the applicable Japanese Foreign Exchange and Foreign Trade Law.
 本品は『外国為替及び外国貿易法』に該当しますので外国に輸出する場合には同法に基づく許可を必要とします。



NO.	PARTS NO.	PARTS NAME	TYPE	COMMENT
1	D53WGU00290	TERMINAL BLOCK	280-901/833	XT1
2	D65UB004831	REMOTE I/O	YSJ-670-16H	AP13
	D72MA008490	REMOTE I/O CARD	HR371	AP13
3	D70HK005931	SAFETY RELAY UNIT	SM-YM200K-10	A40
4	D70UB008480	THERMO AMP	YSJ-698S4	A41
5	D65UB004310	PCB	YS-659	AP2
6	D72MA012870	BASE I/O UNIT	HN353	AP1
7	D06TC002020	TIMER	H3DE-M2	KT3
8	D51MA013610	CIRCUIT PROTECTOR	CP30-BA 1P-21-M-7A CE	QF7/8/9/17
	D51MA013060	COVER	TC1-CP	QF7/8/9/17
9	D04TC000950	RELAY	LY2 AC100V	KA35/36/46
	D04TC001900	SOCKET	PTF08A-E	KA35/36/46
	D04TC001170	HOLDER	PYC-A1	KA35/36/46
	D43PA001350	SPARK KILLER	XAB1201 AC125V	Z35/36/46
10	D04TC000100	RELAY	LY2 DC24V	KA30/37/39/92
	D04TC001900	SOCKET	PTF08A-E	KA30/37/39/92
	D04TC001170	HOLDER	PYC-A1	KA30/37/39/92
	D34TA001540	DIODE	S5277G	Z30A/37/39/92
11	D51MA016110	CIRCUIT PROTECTOR	CP30-BA 1P-21-M-1A CE	QF16(OP)

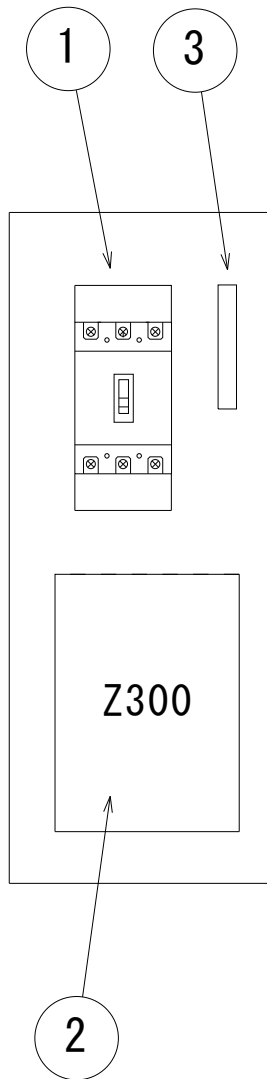
△	
△	
△	EH587HA026E00 - OPTION I/O AREA ADDED 05/05/09 GH
△	EH587HA017E00 - QF16 ADDED - 08/10/08 GH
△	EH587HA011E00

Mazak
YAMAZAKI MAZAK CORPORATION

APR'D BY	CHK'D BY	DRWN BY	TITLE
12/12/2007	12/12/2007	12/12/2007	CONTROL PANEL LAYOUT
R. HULL	H. ISHIHARA	A. KAWASAKI	DRWN NO. 587002501503

DRWN NO.	587002501503
----------	--------------

This product is subject to all the applicable Japanese Foreign Exchange and Foreign Trade Law.
 本品は『外国為替及び外国貿易法』に該当しますので外国に輸出する場合には同法に基づく許可を必要とします。

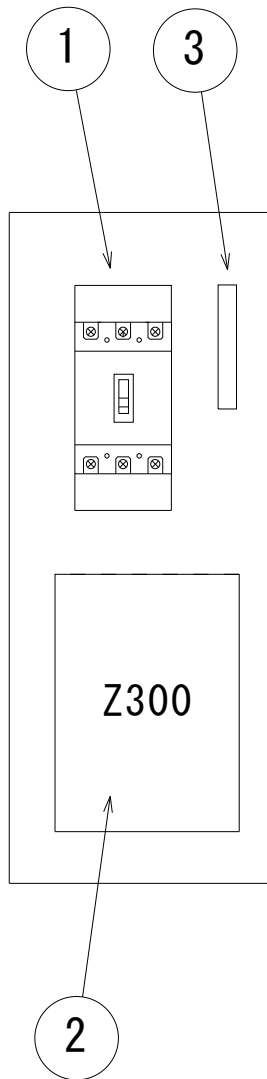


NO.	PARTS NO.	PARTS NAME	TYPE	COMMENT
1	D51MA013411	MAIN BREAKER	NF250-SW-3P-150A-F-SHT (AC100V)	QF1
	D51MA013750	HANDLE	V2SWF	QF1
	D51MA013431	COVER	TCL-2SW3W	QF1
2	D43RXU00040	NOISE FILTER	SF 1635 (150A)	Z300
3	D56YC002440	EARTH BAR	135*20*T5	

(YME)


△			APR'D BY	CHK'D BY	DRWN BY	TITLE
△			12/12/2007	12/12/2007	12/12/2007	MAIN BREAKER BOX L/OUT (3X5X)
△			R. HULL	H. ISHIHARA	H. ISHIHARA	
△						DRWN NO. 587002501600

This product is subject to all the applicable Japanese Foreign Exchange and Foreign Trade Law.
 本品は『外国為替及び外国貿易法』に該当しますので外国に輸出する場合には同法に基づく許可を必要とします。

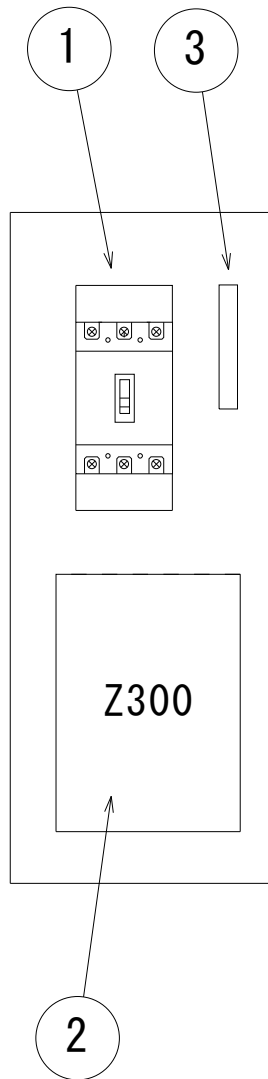


NO.	PARTS NO.	PARTS NAME	TYPE	COMMENT
1	D51MA013401	MAIN BREAKER	NF250-SW-3P-200A-F-SHT (AC100V)	QF1
	D51MA013750	HANDLE	V2SWF	QF1
	D51MA013431	COVER	TCL-2SW3W	QF1
2	D43RXU00050	NOISE FILTER	KMF3290A-GS (290A)	Z300
3	D56YC002440	EARTH BAR	135*20*T5	

(YME)

△		 YAMAZAKI MAZAK CORPORATION	APR'D BY	CHK'D BY	DRWN BY	TITLE
△			12/12/2007	12/12/2007	12/12/2007	MAIN BREAKER BOX LAYOUT (VTC800/30SR)
△			R. HULL	H. ISHIHARA	H. ISHIHARA	
△						DRWN NO. 587002501610

This product is subject to all the applicable Japanese Foreign Exchange and Foreign Trade Law.
 本品は『外国為替及び外国貿易法』に該当しますので外国に輸出する場合には同法に基づく許可を必要とします。



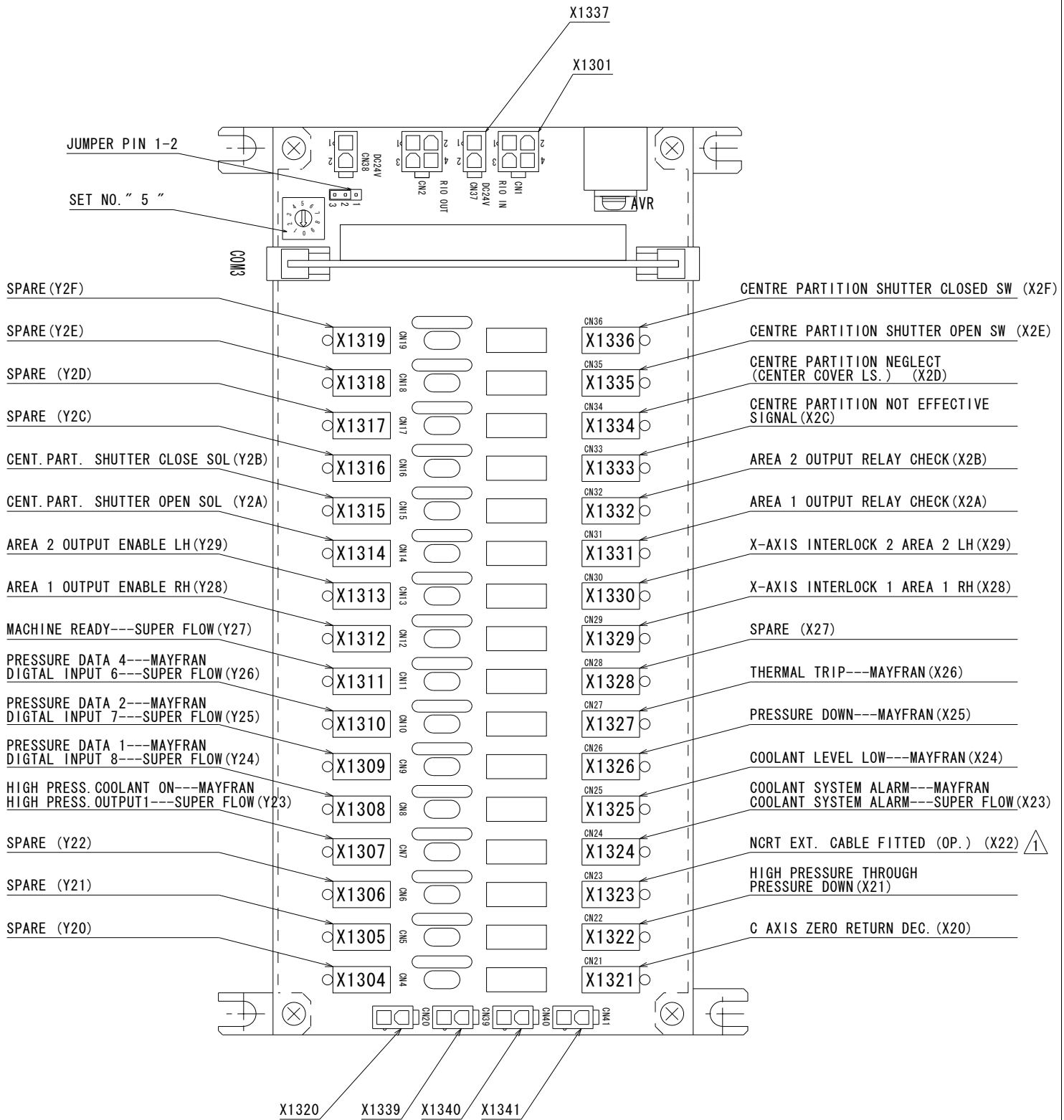
NO.	PARTS NO.	PARTS NAME	TYPE	COMMENT
1	D51MA014511	MAIN BREAKER	NF250-SW-3P-175A-F-SHT (AC100V)	QF1
	D51MA013750	HANDLE	V2SWF	QF1
	D51MA013431	COVER	TCL-2SW3W	QF1
2	D43RXU00050	NOISE FILTER	KMF3290A-GS (290A)	Z300
3	D56YC002440	EARTH BAR	135*20*T5	


(YME)

△			APR'D BY	CHK'D BY	DRWN BY	TITLE
△			05/02/2010	05/02/2010	05/02/2010	MAIN BREAKER BOX LAYOUT (VTC800/20SR)
△			R. HULL	S. ITO	G. HOWELL	DRWN NO. 587002501620
△						
△						

This product is subject to all the applicable Japanese Foreign Exchange and Foreign Trade Law.
 本品は『外国為替及び外国貿易法』に該当しますので外国に輸出する場合には同法に基づく許可を必要とします。

REMOTE I/O (AP13) OPTION

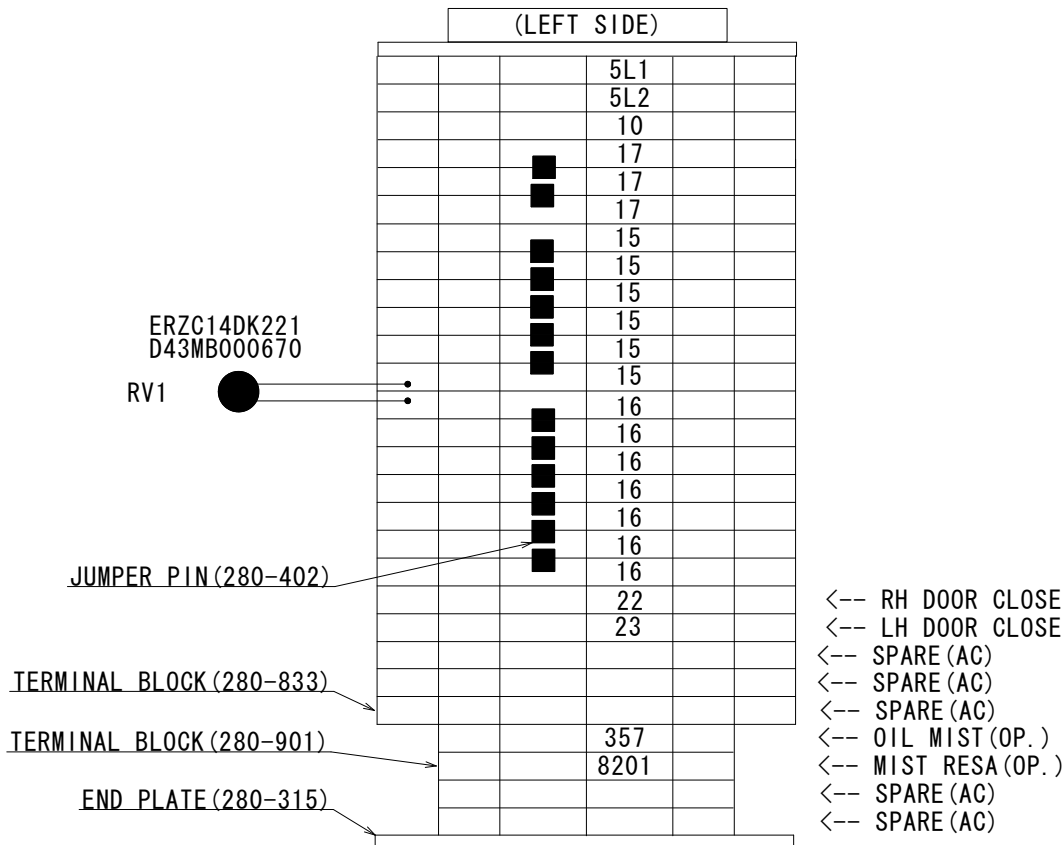



△		 YAMAZAKI MAZAK CORPORATION	APR'D BY	CHK'D BY	DRWN BY	TITLE
△			12/12/2007	12/12/2007	12/12/2007	REMOTE I/O AP13 (OPTION)
△			R. HULL	H. ISHIHARA	A. KAWASAKI	DRWN NO.
△						587002501801
△	EH587HA030E00 - INPUT X22 ALLOCATED 08/10/09 GH					

This product is subject to all the applicable Japanese Foreign Exchange and Foreign Trade Law.
 本品は『外国為替及び外国貿易法』に該当しますので外国に輸出する場合には同法に基づく許可を必要とします。

XT1

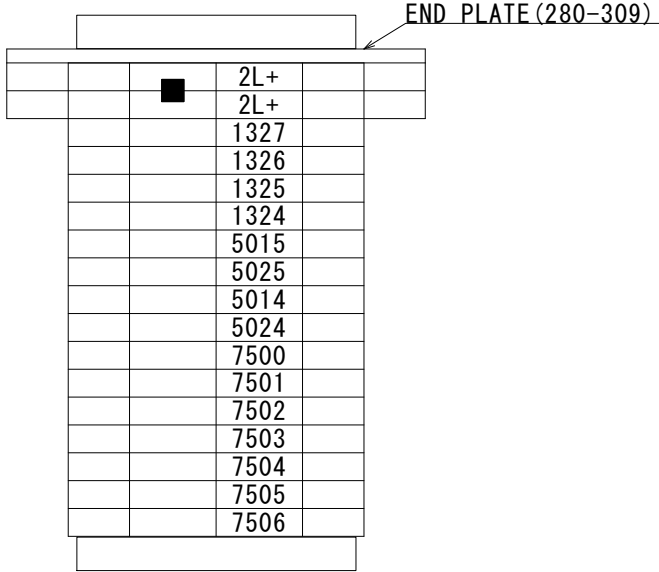
(LEFT SIDE)



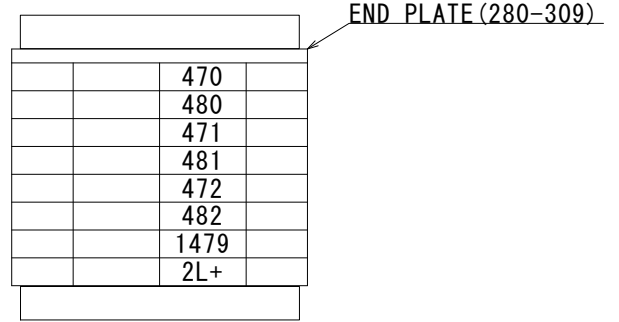
△		 YAMAZAKI MAZAK CORPORATION	APR'D BY	CHK'D BY	DRWN BY	TITLE
△			12/12/2007	12/12/2007	12/12/2007	XT1 LAYOUT (AC TERMINALS)
△			R. HULL	H. ISHIHARA	GH	DRWN NO.
△						587002502000

This product is subject to all the applicable Japanese Foreign Exchange and Foreign Trade Law.
 本品は『外国為替及び外国貿易法』に該当しますので外国に輸出する場合には同法に基づく許可を必要とします。

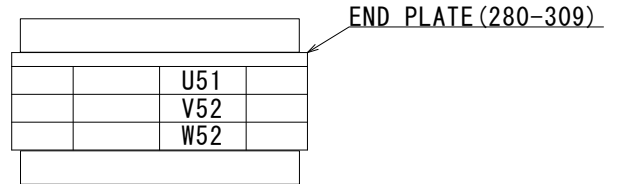
XT5 MAYFRAN (OP.)



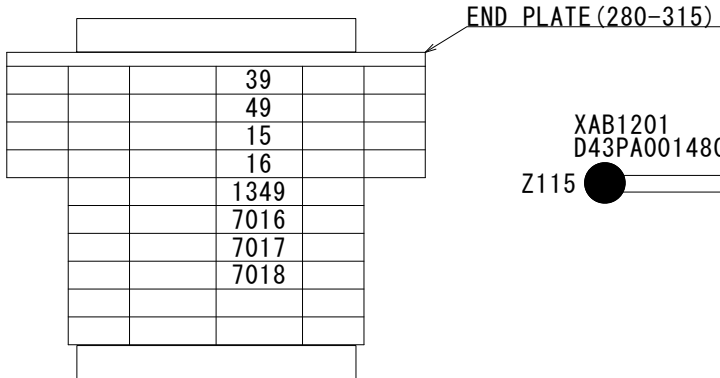
XT7 ADDITIONAL M CODE (OP.)



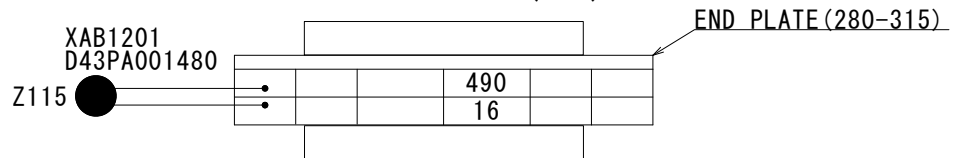
XT14 OIL SKIMMER (OP.)



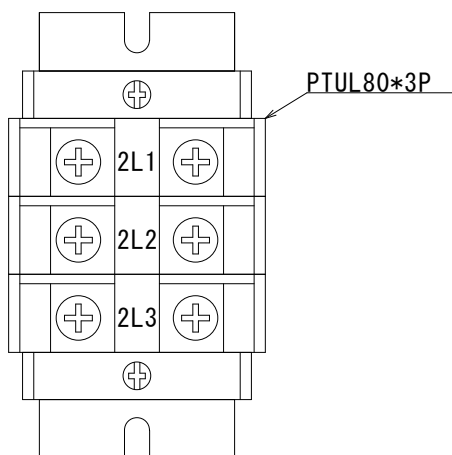
XT22 SUPER FLOW (OP.)




XT15 SHOW LIGHT (OP.)

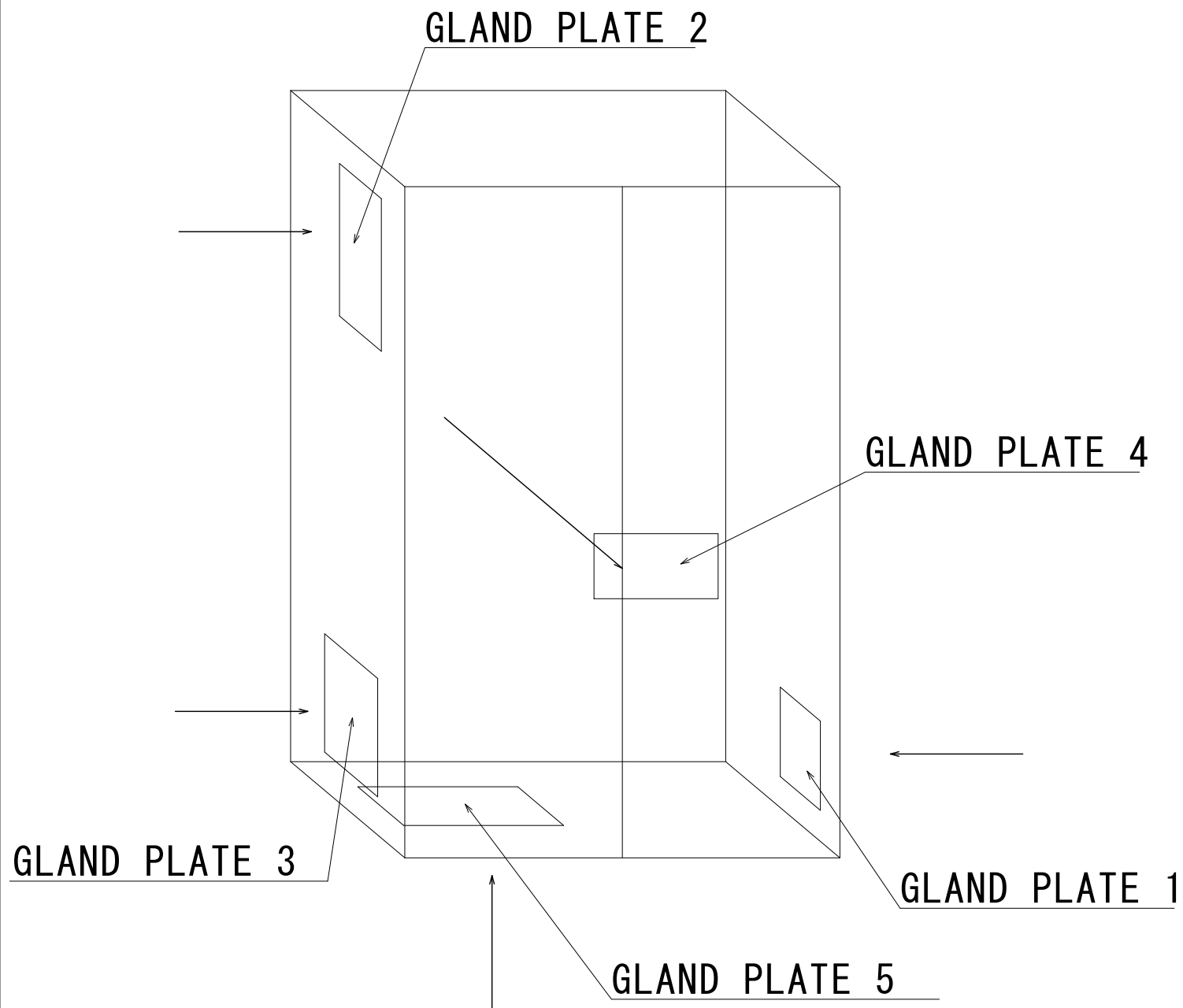



XT9 200V (2L*) (JPN ONLY)



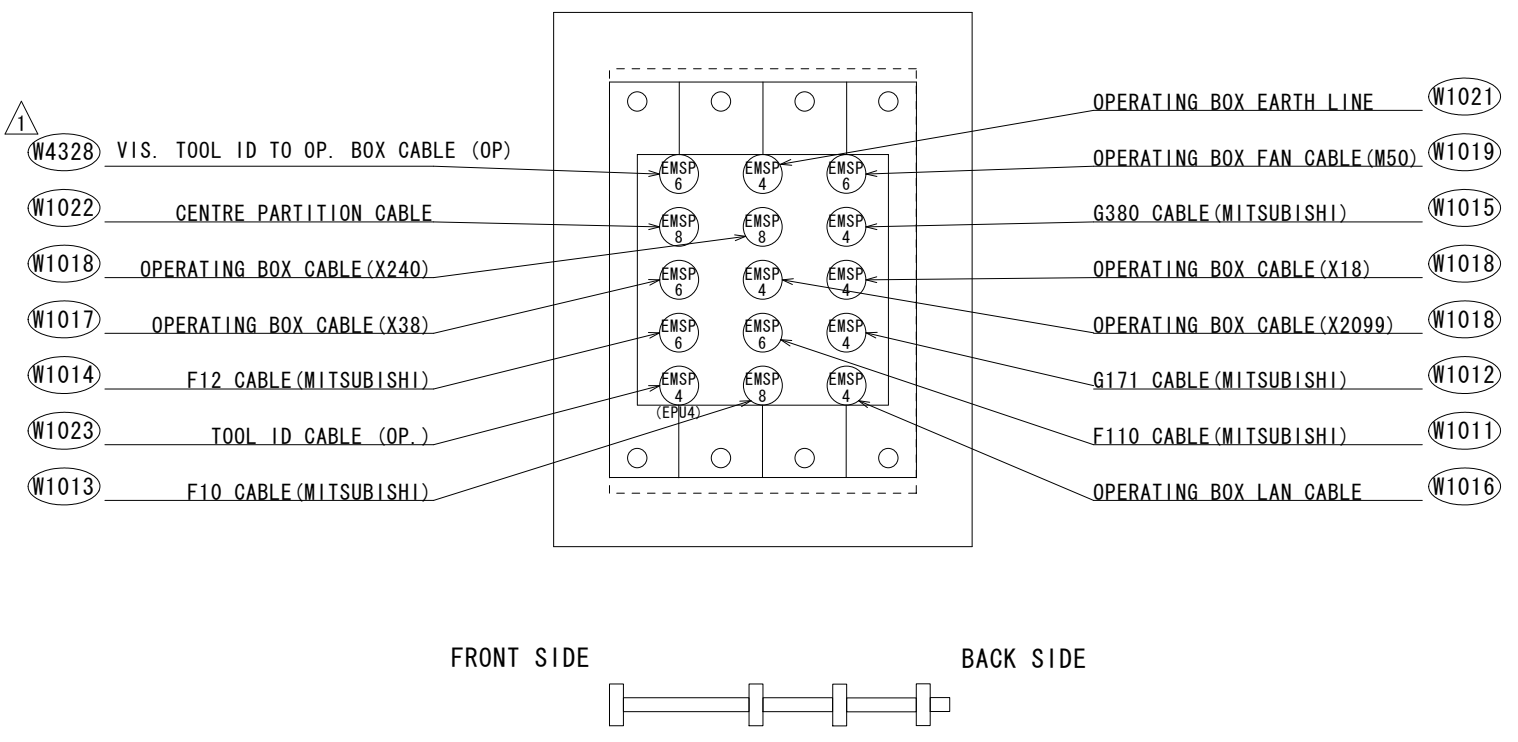
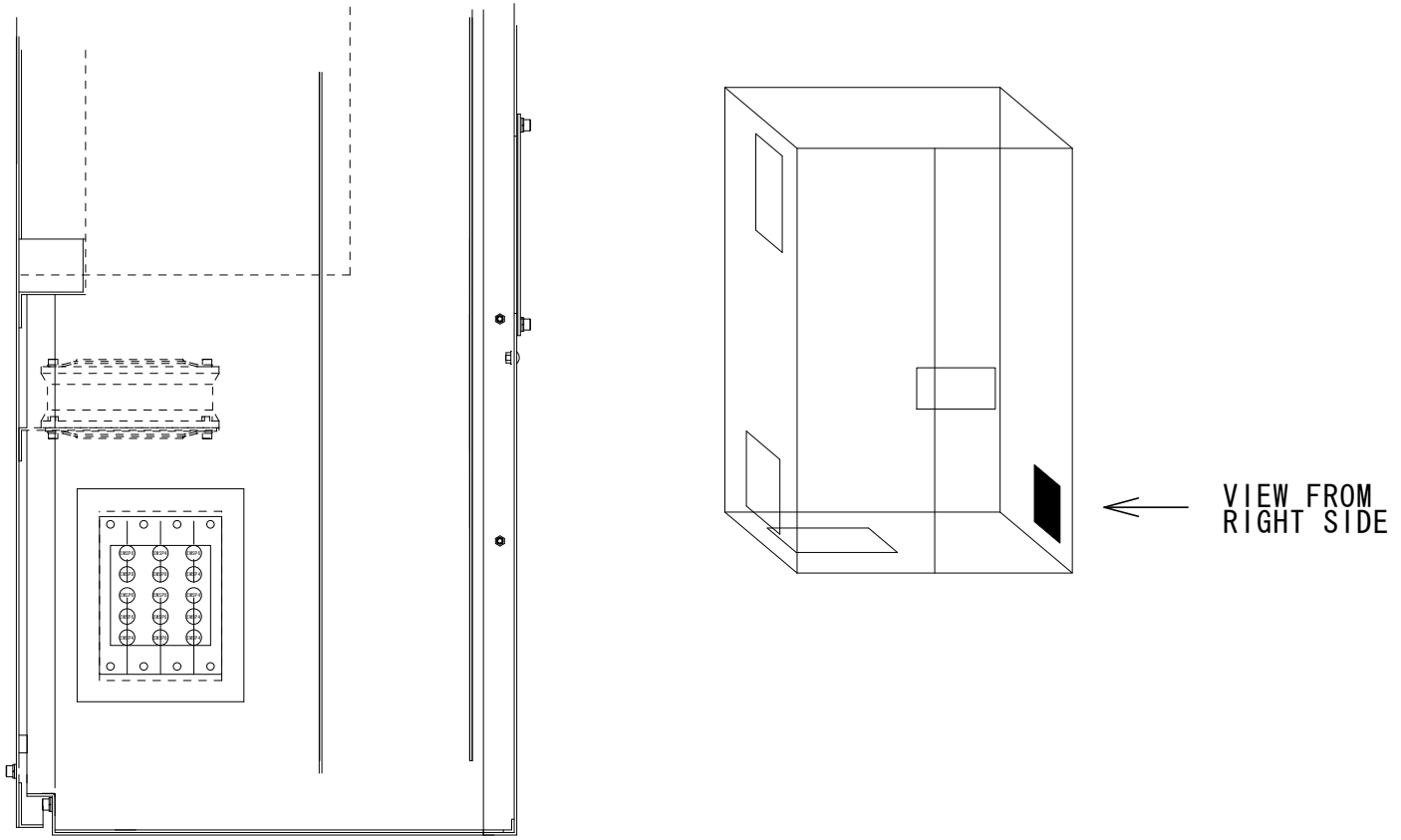
△		 <p>YAMAZAKI MAZAK CORPORATION</p>	APR'D BY	CHK'D BY	DRWN BY	TITLE
△			12/12/2007	12/12/2007	12/12/2007	XT** LAYOUT (OPTION)
△			R. HULL	H. ISHIHARA	A. KAWASAKI	DRWN NO. 587002502100
△						

This product is subject to all the applicable Japanese Foreign Exchange and Foreign Trade Law. 本品は『外国為替及び外国貿易法』に該当しますので外国に輸出する場合には同法に基づく許可を必要とします。



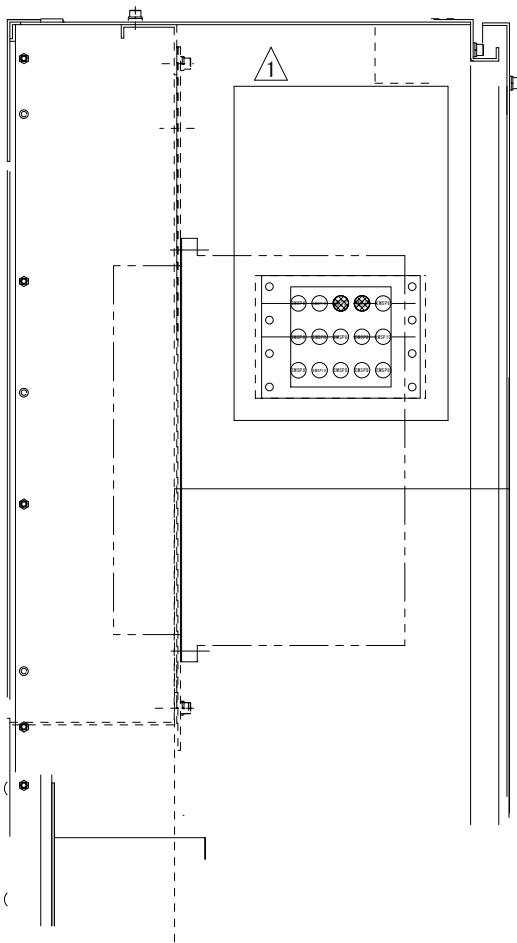
△		 YAMAZAKI MAZAK CORPORATION	APR'D BY	CHK'D BY	DRWN BY	TITLE
△			12/12/2007	12/12/2007	12/12/2007	CONTROL CABINET GLAND PLATE L/OUT
△			R. HULL	H. ISHIHARA	A. KAWASAKI	DRWN NO. 587002502300
△						
△						

This product is subject to all the applicable Japanese Foreign Exchange and Foreign Trade Law.
 本品は『外国為替及び外国貿易法』に該当しますので外国に輸出する場合には同法に基づく許可を必要とします。

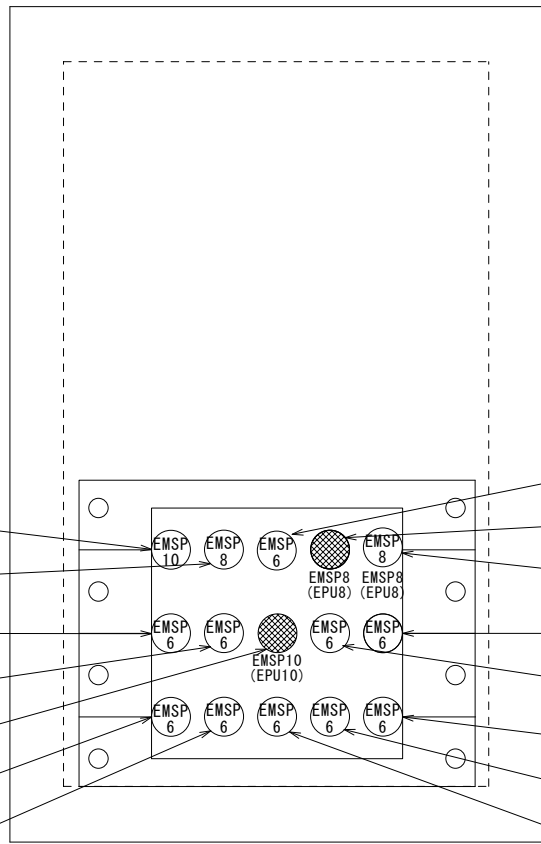
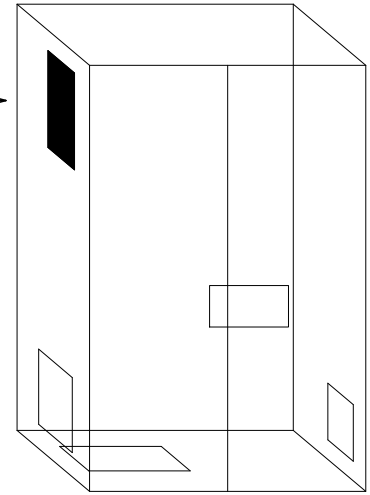


△		 YAMAZAKI MAZAK CORPORATION	APR'D BY	CHK'D BY	DRWN BY	TITLE
△			12/12/2007	12/12/2007	12/12/2007	GLAND PLATE 1 (OPERATING BOX)
△			R. HULL	H. ISHIHARA	A. KAWASAKI	DRWN NO. 587002502311
△	EH587HA030E00 - CABLE ADDED 14/10/09 GH					

This product is subject to all the applicable Japanese Foreign Exchange and Foreign Trade Law.
 本品は『外国為替及び外国貿易法』に該当しますので外国に輸出する場合には同法に基づく許可を必要とします。



VIEW FROM LEFT SIDE



W144* JB50 SPARE CABLE

W142* THERMO TEMP. CABLE (ITS)

W132* MAGAZINE MOTOR ENCODER CABLE

W1301 B AXIS MOTOR ENCODER CABLE

W4*** INTELLIGENT SPINDLE CABLE (OP)

W124* X AXIS MOTOR ENCODER CABLE ^{△3}

W137* SHIFTER MOTOR ENCODER CABLE

^{△4} R-I/O DC POWER CABLE W141*

MMS(MP3) CABLE(OP.) W4***

AIR INTAKE FAN CABLE ^{△2} W1680

Z AXIS MOTOR ENCODER CABLE W128*

ATC MOTOR ENCODER CABLE W134*

Y AXIS MOTOR ENCODER CABLE W126*

R-I/O COMMUNICATION CABLE W140*

SPINDLE PLG CABLE W122*

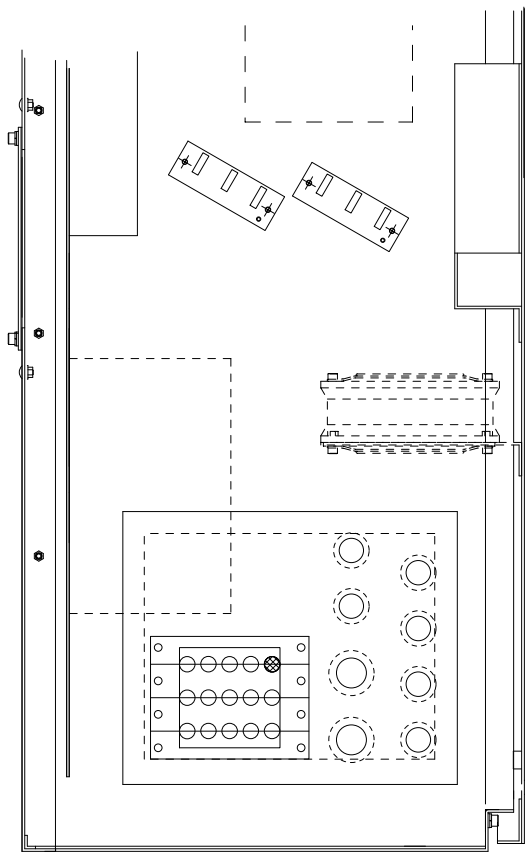
△	
△4	EH587HA035E00 - CABLE LAYOUT MODIFIED 15/02/10 GH
△3	EH587HA026E00 - CABLE LAYOUT MODIFIED 05/05/09 GH
△2	EH587HA011E00 - INTAKE FAN CABLE ADDED
△1	EH587HA010E00 - M41 DELETED



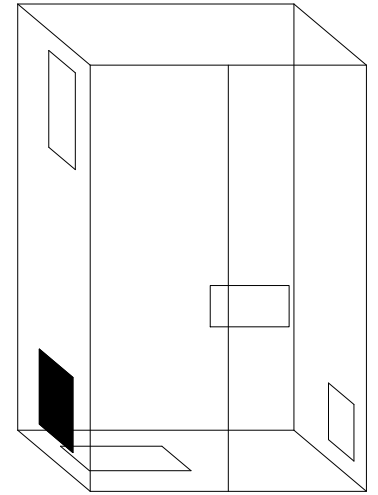
APR'D BY	CHK'D BY	DRWN BY	TITLE
12/12/2007	12/12/2007	12/12/2007	GLAND PLATE 2 (FEED BACK CABLES)
R. HULL	H. ISHIHARA	A. KAWASAKI	DRWN NO. 587002502324

TITLE
GLAND PLATE 2 (FEED BACK CABLES)
DRWN NO. 587002502324

This product is subject to all the applicable Japanese Foreign Exchange and Foreign Trade Law.
 本品は『外国為替及び外国貿易法』に該当しますので外国に輸出する場合には同法に基づく許可を必要とします。



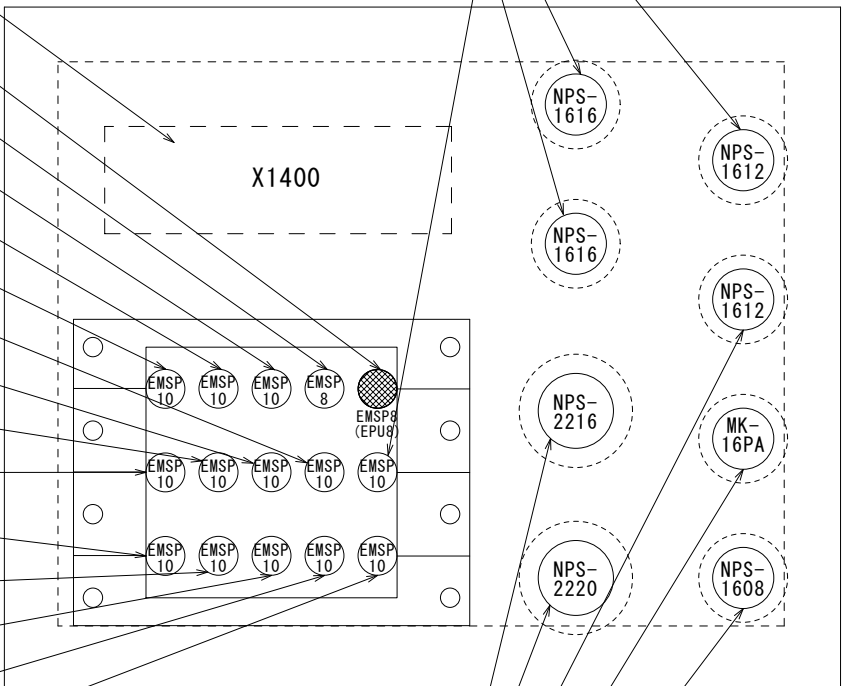
VIEW FROM LEFT SIDE



△ COOLANT INTERFACE SOCKET X1400

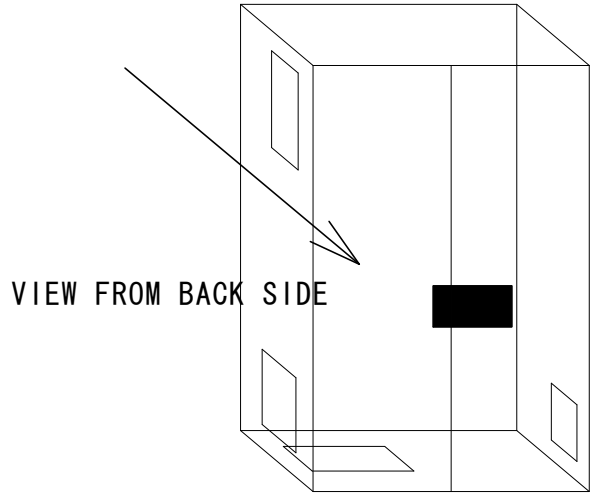
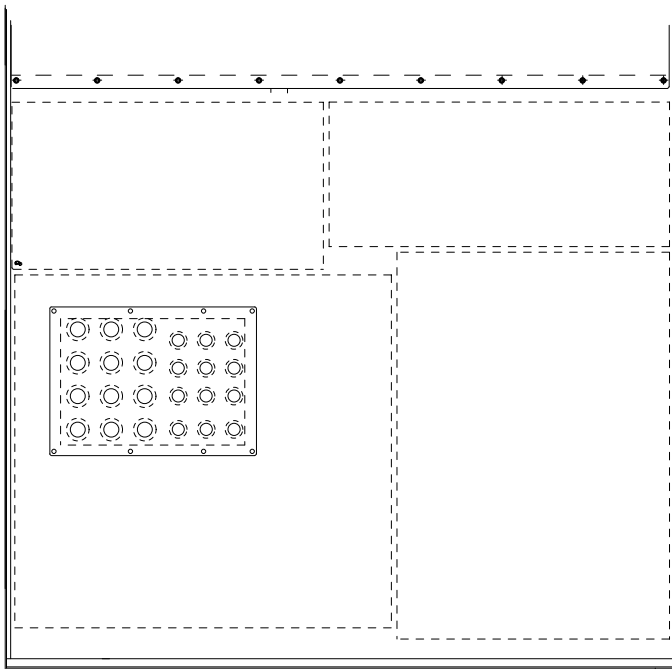
- W SPARE
- W121* SPINDLE EARTH CABLE
- W120* SPINDLE POWER1 (W) CABLE
- W120* SPINDLE POWER1 (V) CABLE
- W120* SPINDLE POWER1 (U) CABLE
- W1300 B AXIS POWER CABLE
- W120* SPINDLE POWER2 (W) CABLE
- W120* SPINDLE POWER2 (V) CABLE
- W120* SPINDLE POWER2 (U) CABLE
- W120* SPINDLE POWER3 (U) CABLE
- W120* SPINDLE POWER3 (V) CABLE
- W120* SPINDLE POWER3 (W) CABLE
- W125* Y AXIS POWER CABLE
- W133* ATC MOTOR POWER CABLE

- W1302 B AXIS MOTOR BRAKE CABLE
- △ 2 ○ W**** SPARE
- W127* Z AXIS MOTOR POWER CABLE
- W136* SHIFTER MOTOR POWER CABLE
- X1400
- W131* MAGAZINE MOTOR POWER CABLE
- W123* X AXIS MOTOR POWER CABLE
- W129* Z AXIS MOTOR BRAKE CABLE
- △ 2 ○ W143* JUNCTION BOX EARTH CABLE
- △ 2 ○ W111* HYDRAULIC PUMP MOTOR CABLE



△		 YAMAZAKI MAZAK CORPORATION	APR'D BY	CHK'D BY	DRWN BY	TITLE
△			12/12/2007	12/12/2007	12/12/2007	GLAND PLATE 3 (SERVO POWER CABLES)
△			R. HULL	H. ISHIHARA	A. KAWASAKI	
△	EH587HA026E00 - GLAND LAYOUT CHANGED 30/04/09 GH					DRWN NO.
△	EH587HA011E00 - SOCKET ADDED					

This product is subject to all the applicable Japanese Foreign Exchange and Foreign Trade Law.
 本品は『外国為替及び外国貿易法』に該当しますので外国に輸出する場合には同法に基づく許可を必要とします。

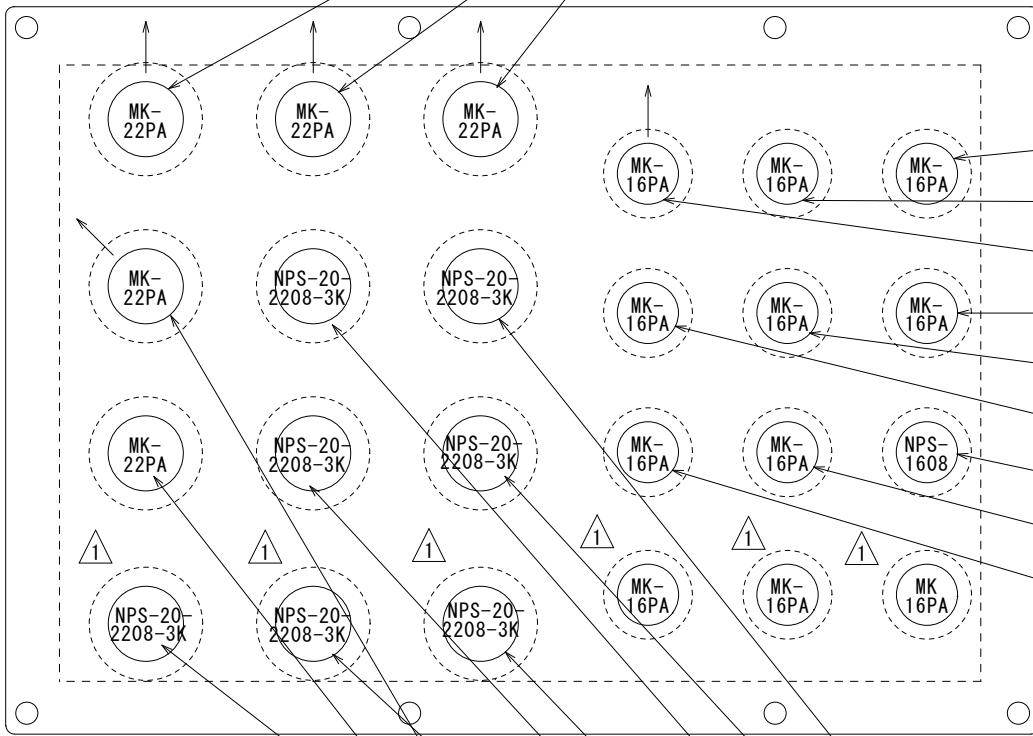


VIEW FROM BACK SIDE

AXIS MOTOR POWER CABLE 1 (OP.) (W4***)
 AXIS NAME: 4 (3X), A (5X), C (SR)

AXIS MOTOR FEEDBACK CABLE 1 (OP.) (W4***)
 AXIS NAME: 4 (3X), A (5X), C (SR)

AXIS MOTOR FEEDBACK CABLE 2 (OP.) (W4***)
 AXIS NAME: 5 (3X), C (5X)



TOOL LENGTH MEASUREMENT 1 (W4***)

TOOL LENGTH MEASUREMENT 2 (OP.) (W4***)

CENTRE PARTITION LS CABLE (OP.) (W4152)

MMS CABLE (OP.) (W4***)

SPARE (W****)

PATO LIGHT CABLE (OP.) (W4***)

SPARE (W****)

CENTRE PARTITION CLOSED SW (OP.) (W4154)

CENTRE PARTITION OPEN SW (OP.) (W4155)

WORK LIGHT 1&2 CABLE (W1660) (1)

RIGHT AUTO DOOR SOL CABLE (OP.) (W4315) (1)

WORK LIGHT 3&4 CABLE (OP.) (W4221) (1)

LEFT AUTO DOOR SOL CABLE (OP.) (W4314) (1)

MACHINE DOOR INTERLOCK CABLE (W1***)

RIGHT AUTO DOOR CYL. SW. CABLES (W4313) (1)

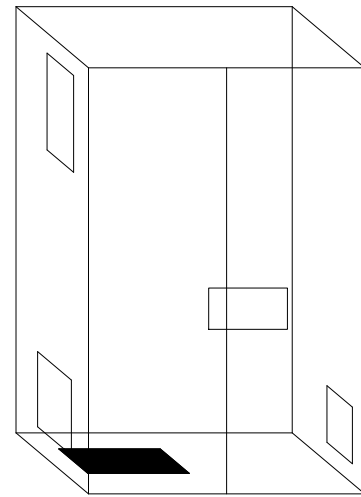
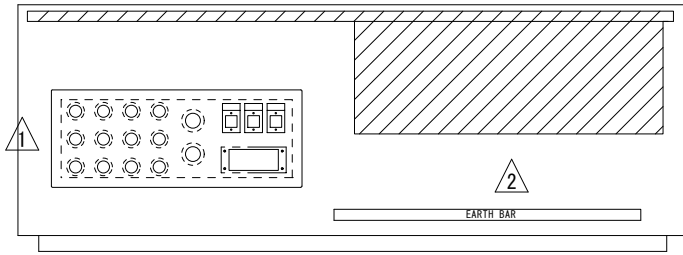
(1) (W4312) LEFT AUTO DOOR CYL. SW. CABLES (OP.)

(W4153) X AXIS INTERLOCK LSW (OP.)

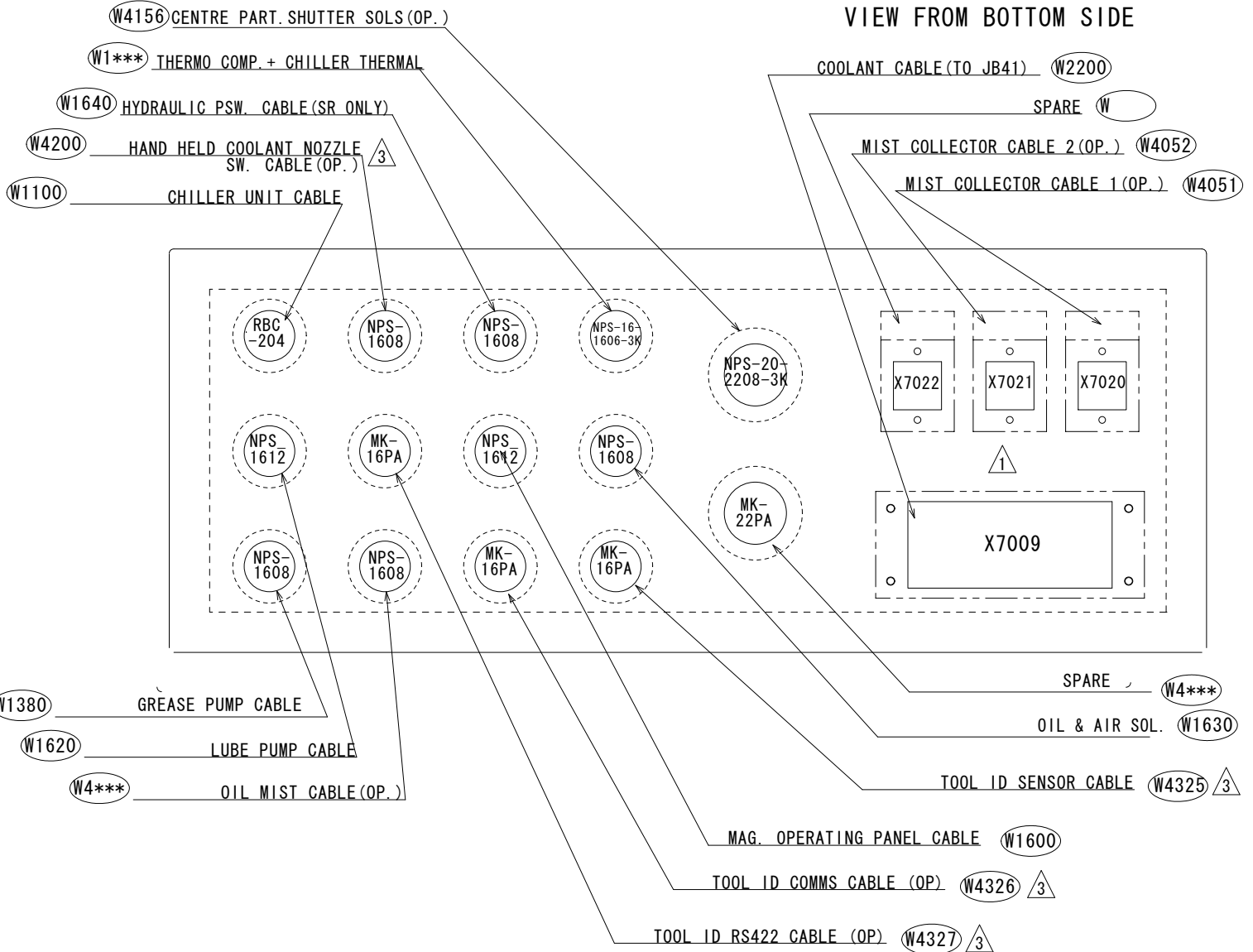
(W4***) AXIS MOTOR POWER CABLE 2 (OP.)
 AXIS NAME: 5 (3X), C (5X)

△		 YAMAZAKI MAZAK CORPORATION	APR'D BY	CHK'D BY	DRWN BY	TITLE
△			12/12/2007	12/12/2007	12/12/2007	GLAND PLATE 4 (OPTION CABLES)
△			R. HULL	H. ISHIHARA	A. KAWASAKI	DRWN NO. 587002502341
△			EH587HA011E00 - 06/06/08 GH			

This product is subject to all the applicable Japanese Foreign Exchange and Foreign Trade Law.
 本品は『外国為替及び外国貿易法』に該当しますので外国に輸出する場合には同法に基づく許可を必要とします。



VIEW FROM BOTTOM SIDE



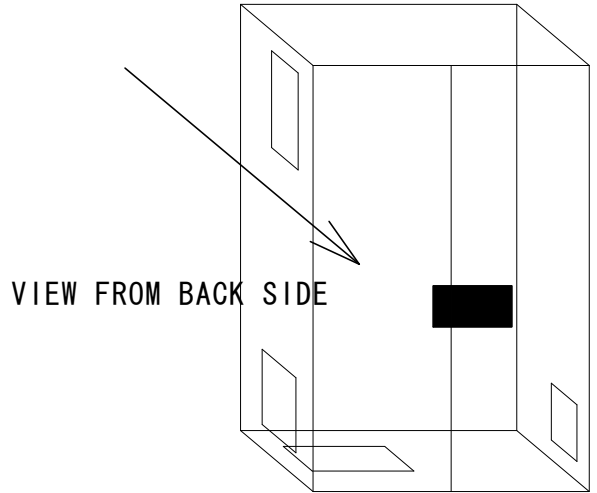
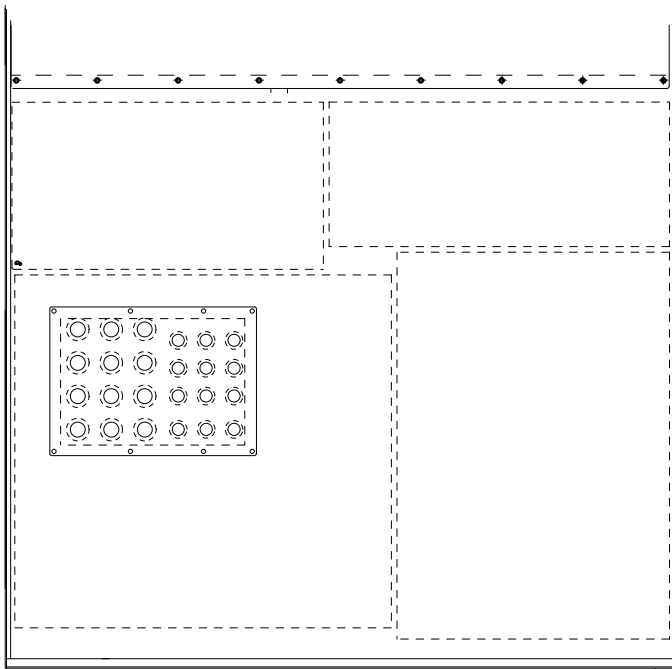
△	
△	
△	EH587HA030E00 - CABLES ADDED 14/10/09 GH
△	EH587HA026E00 - LAYOUT MODIFIED 16/04/09 GH
△	EH587HA011E00 - GLAND PLATE LAYOUT CHANGED



APR'D BY	CHK'D BY	DRWN BY	TITLE
12/12/2007	12/12/2007	12/12/2007	GLAND PLATE 5 (COOL & MISC CABLES)
R. HULL	H. ISHIHARA	A. KAWASAKI	DRWN NO. 587002502353

APR'D BY	CHK'D BY	DRWN BY	TITLE
12/12/2007	12/12/2007	12/12/2007	GLAND PLATE 5 (COOL & MISC CABLES)
R. HULL	H. ISHIHARA	A. KAWASAKI	DRWN NO. 587002502353

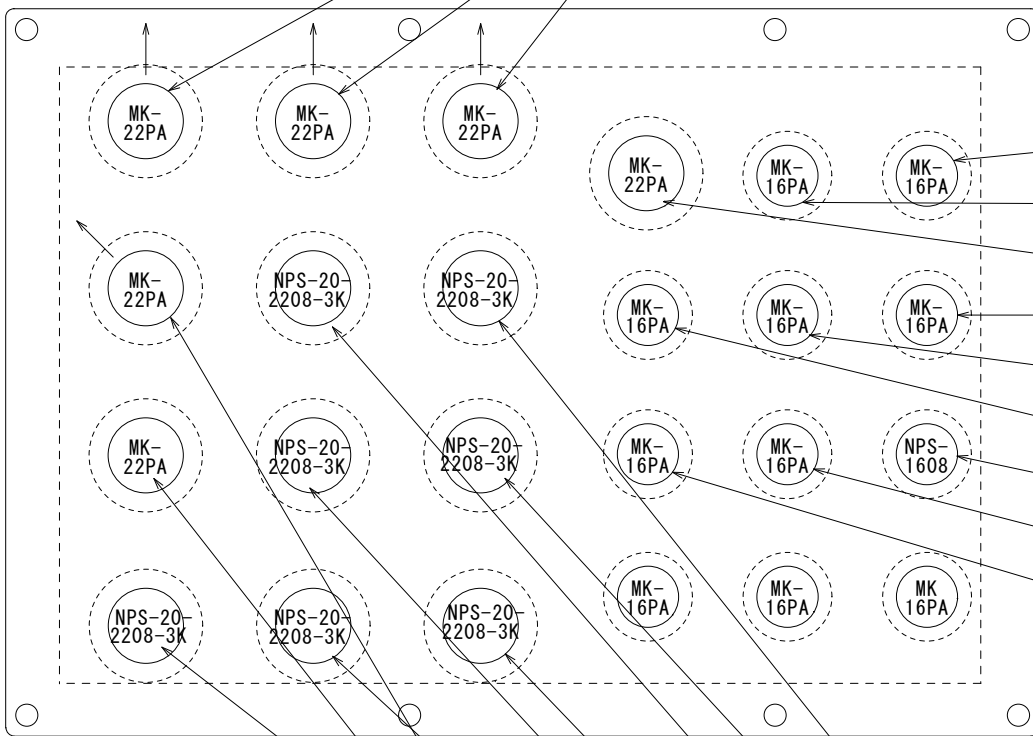
This product is subject to all the applicable Japanese Foreign Exchange and Foreign Trade Law.
 本品は『外国為替及び外国貿易法』に該当しますので外国に輸出する場合には同法に基づく許可を必要とします。



AXIS MOTOR POWER CABLE 1 (OP.) (W4***)
 AXIS NAME: 4 (3X), A (5X), C (SR)

AXIS MOTOR FEEDBACK CABLE 1 (OP.) (W4***)
 AXIS NAME: 4 (3X), A (5X), C (SR)

AXIS MOTOR FEEDBACK CABLE 2 (OP.) (W4***)
 AXIS NAME: 5 (3X), C (5X)



TOOL LENGTH MEASUREMENT 1 (W4***)

TOOL LENGTH MEASUREMENT 2 (OP.) (W4***)

CENTRE PARTITION CABLE (OP.) (W4350/6)

MMS CABLE (OP.) (W4***)

SPARE (W****)

PATO LIGHT CABLE (OP.) (W4***)

SPARE (W****)

SPARE (W****)

SPARE (W****)

WORK LIGHT 1&2 CABLE (W1660)

RIGHT AUTO DOOR SOL CABLE (OP.) (W4315)

WORK LIGHT 3&4 CABLE (OP.) (W4221)

LEFT AUTO DOOR SOL CABLE (OP.) (W4314)

MACHINE DOOR INTERLOCK CABLE (W1***)

RIGHT AUTO DOOR CYL. SW. CABLES (W4313)

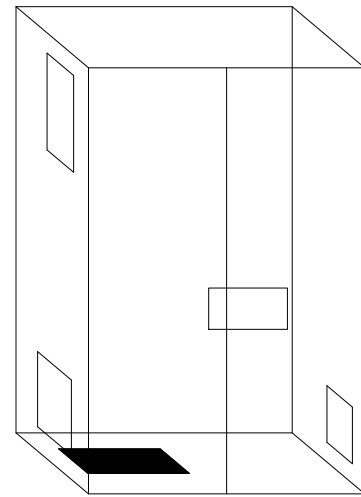
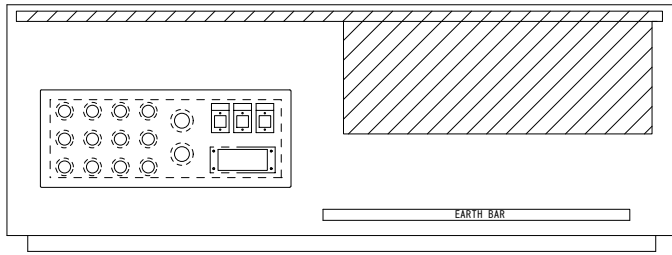
(W4312) LEFT AUTO DOOR CYL. SW. CABLES (OP.)

(W4153) X AXIS INTERLOCK LSW (OP.)

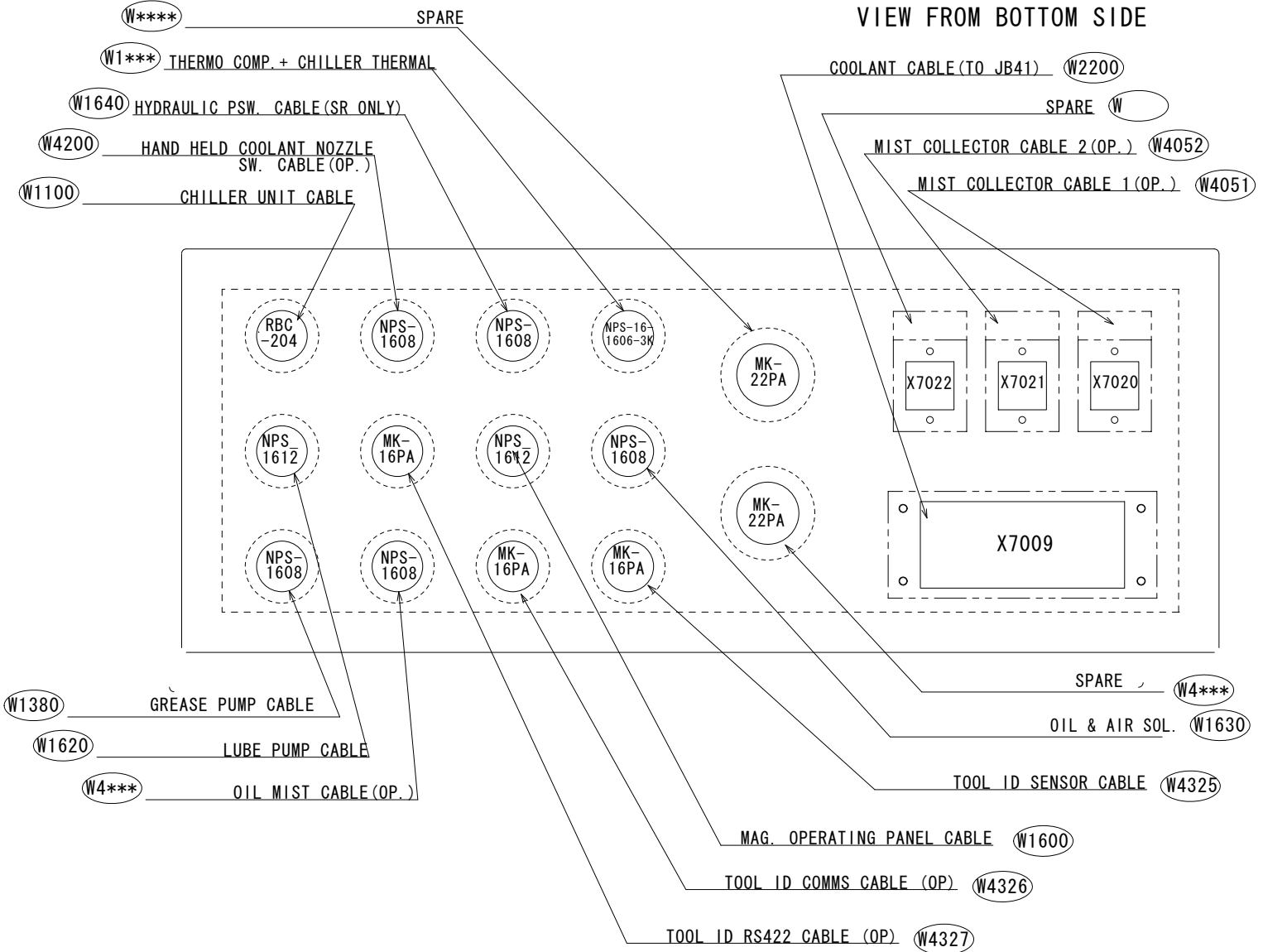
(W4***) AXIS MOTOR POWER CABLE 2 (OP.)
 AXIS NAME: 5 (3X), C (5X)


△		 YAMAZAKI MAZAK CORPORATION	APR'D BY	CHK'D BY	DRWN BY	TITLE
△			19/11/2009	19/11/2009	19/11/2009	GLAND PLATE 4 (OP CABLES (MK2 CP))
△			R. HULL	S ITO	G HOWELL	DRWN NO. 587002502360
△						
△						

This product is subject to all the applicable Japanese Foreign Exchange and Foreign Trade Law.
 本品は『外国為替及び外国貿易法』に該当しますので外国に輸出する場合には同法に基づく許可を必要とします。



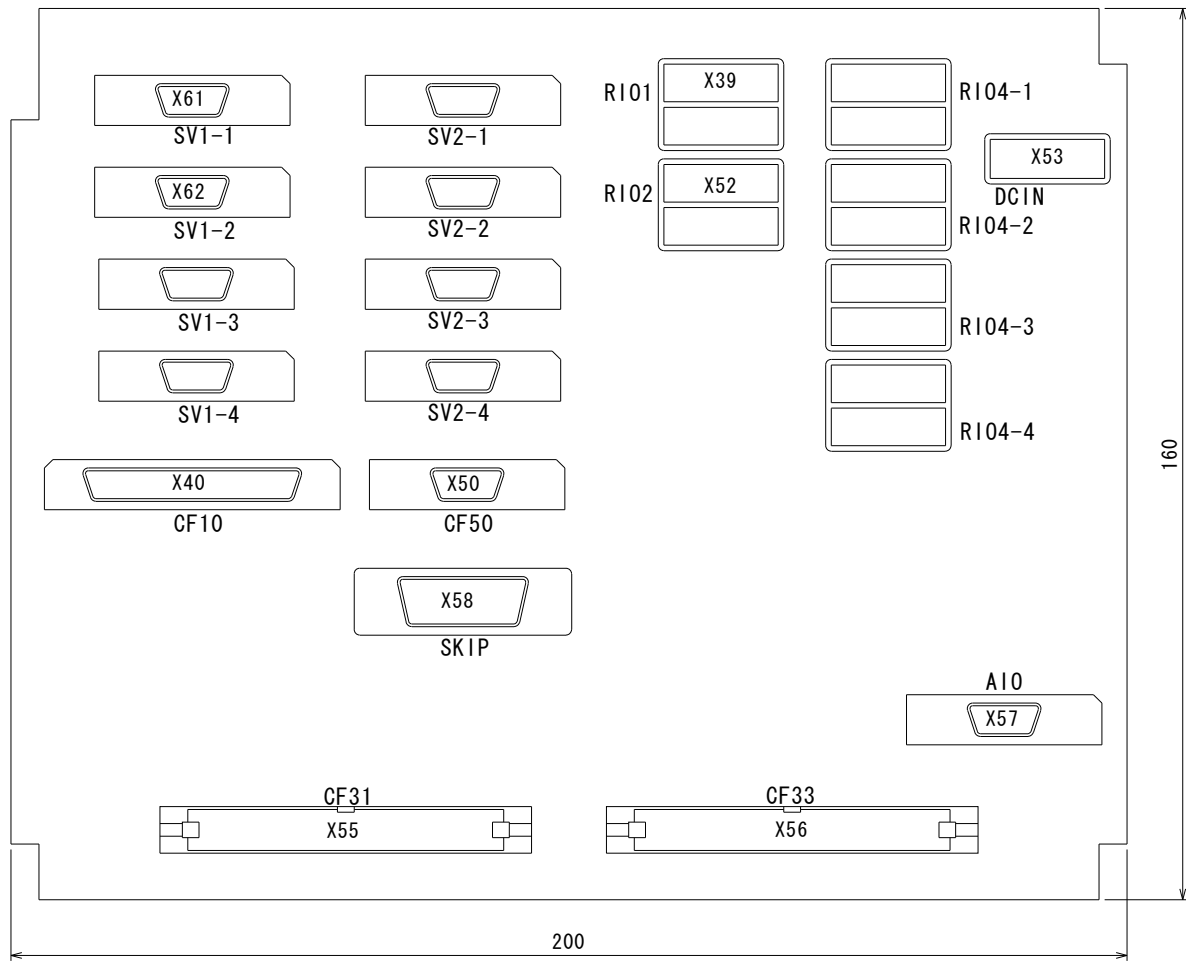
VIEW FROM BOTTOM SIDE




△		 YAMAZAKI MAZAK CORPORATION	APR'D BY	CHK'D BY	DRWN BY	TITLE
△			19/11/2009	19/11/2009	19/11/2009	GLAND PLATE 5 (MISC CBLES(MK2 CP))
△			R. HULL	S ITO	G HOWELL	DRWN NO. 587002502370
△						
△						

This product is subject to all the applicable Japanese Foreign Exchange and Foreign Trade Law.
 本品は『外国為替及び外国貿易法』に該当しますので外国に輸出する場合には同法に基づく許可を必要とします。

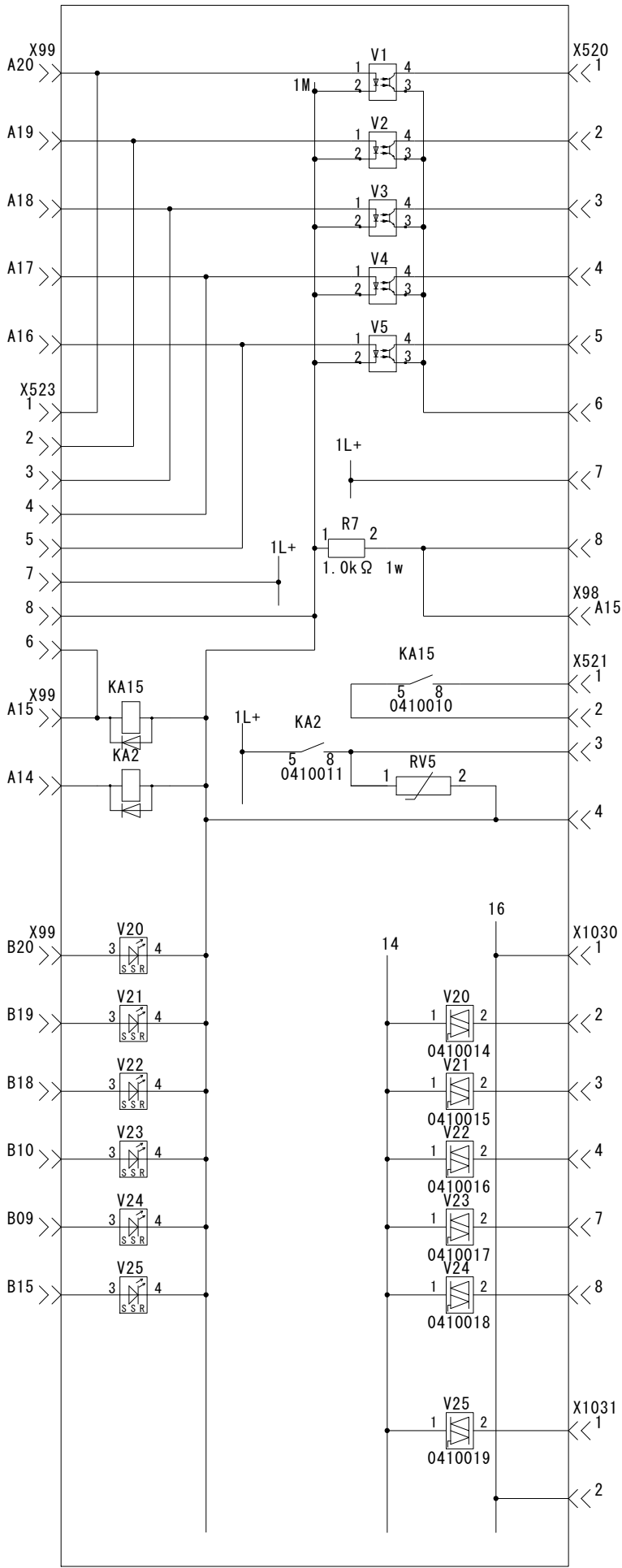
AP1 BASE I/O (HN353)



△		 YAMAZAKI MAZAK CORPORATION	APR'D BY	CHK'D BY	DRWN BY	TITLE
△			12/12/2007	12/12/2007	12/12/2007	AP1 BASE I/O LAYOUT
△			R. HULL	H. ISHIHARA	A. KAWASAKI	DRWN NO. 587002503000
△						

This product is subject to all the applicable Japanese Foreign Exchange and Foreign Trade Law.
 本品は『外国為替及び外国貿易法』に該当しますので外国に輸出する場合には同法に基づく許可を必要とします。

00
01
02
03
04
05
06
07
08
09
10
11
12
13
14
15
16
17
18
19
20
21
22
23



- a | 0410010
- b |

- a | 0410011
- b |

- a | 0410015
- b |


- a | 0410016
- b |

- a | 0410017
- b |

- a | 0410018
- b |

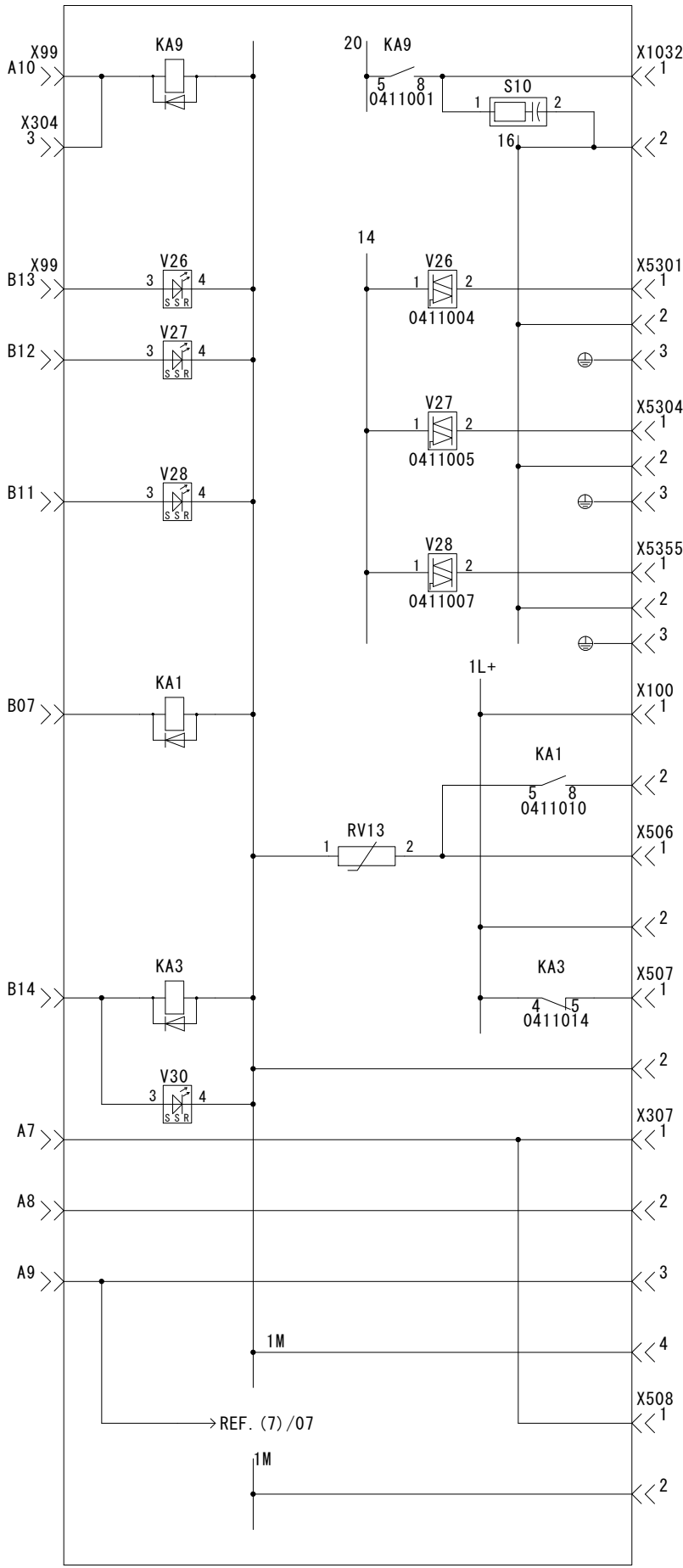
- a | 0410019
- b |

- a | 0410021
- b |

△		 YAMAZAKI MAZAK CORPORATION	APR'D BY	CHK'D BY	DRWN BY	TITLE
△			12/12/2007	12/12/2007	12/12/2007	AP2 TU. DIAGRAM (1)
△			R. HULL	H. ISHIHARA	A. KAWASAKI	DRWN NO. 587002504100
△						

This product is subject to all the applicable Japanese Foreign Exchange and Foreign Trade Law. 本品は『外国為替及び外国貿易法』に該当しますので外国に輸出する場合には同法に基づく許可を必要とします。

00
01
02
03
04
05
06
07
08
09
10
11
12
13
14
15
16
17
18
19
20
21
22
23



- a | 0411001
- b |

- a | 0411004
- b |


- a | 0411006
- b |

- a | 0411008
- b |

- a | 0411011 0416022
- b |

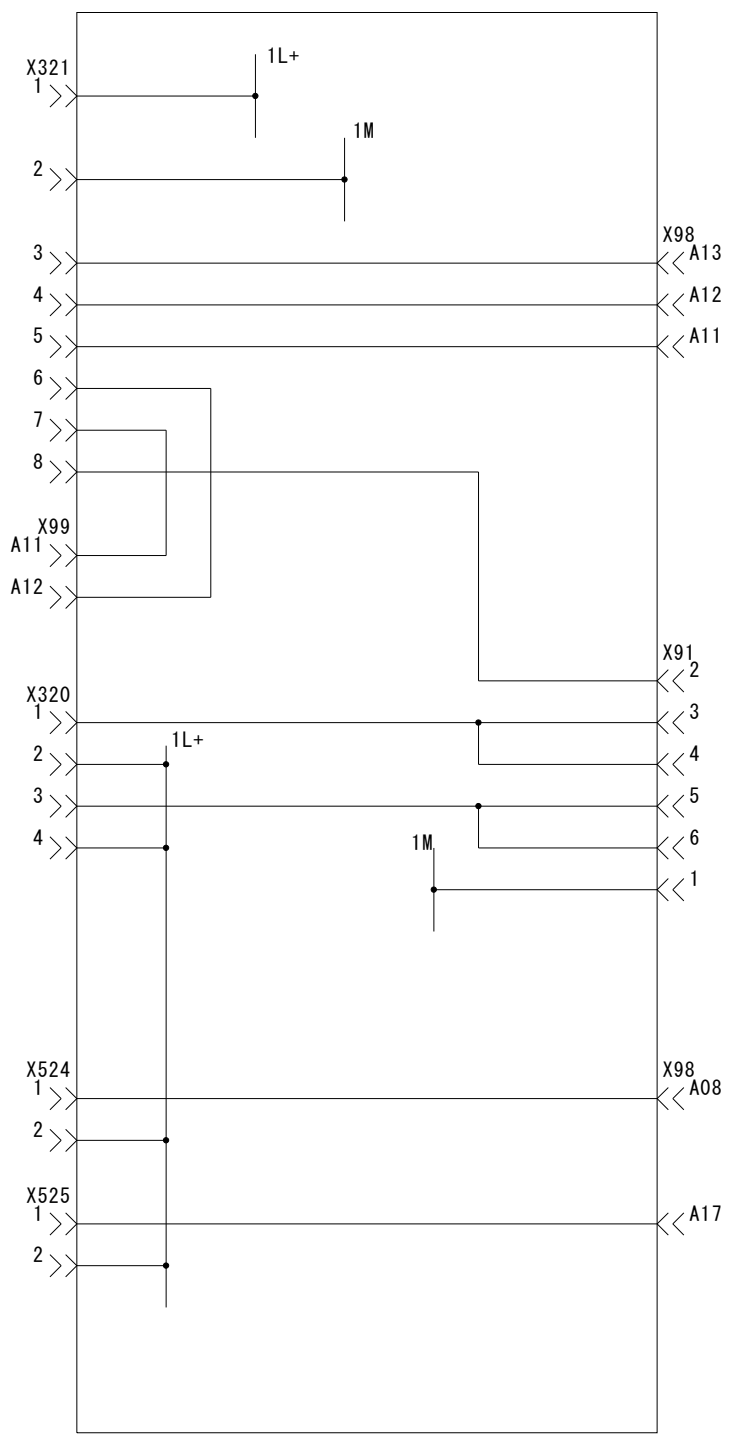
- a | 0417020
- b | 0411014


- a | 0415011
- b |

△		 YAMAZAKI MAZAK CORPORATION	APR'D BY	CHK'D BY	DRWN BY	TITLE
△			12/12/2007	12/12/2007	12/12/2007	AP2 TU. DIAGRAM (2)
△			R. HULL	H. ISHIHARA	A. KAWASAKI	DRWN NO. 587002504110
△						

This product is subject to all the applicable Japanese Foreign Exchange and Foreign Trade Law. 本品は『外国為替及び外国貿易法』に該当しますので外国に輸出する場合には同法に基づく許可を必要とします。

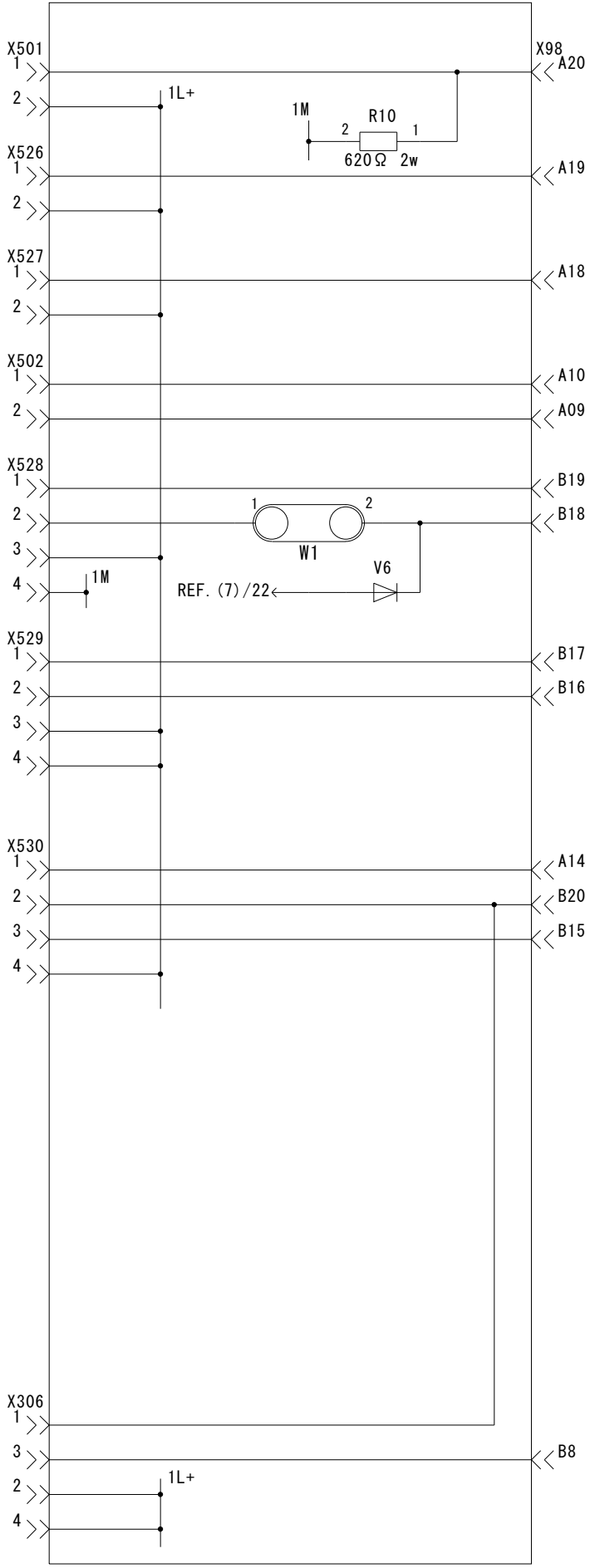
00
01
02
03
04
05
06
07
08
09
10
11
12
13
14
15
16
17
18
19
20
21
22
23




△		 YAMAZAKI MAZAK CORPORATION	APR'D BY	CHK'D BY	DRWN BY	TITLE
△			12/12/2007	12/12/2007	12/12/2007	AP2 TU. DIAGRAM (3)
△			R. HULL	H. ISHIHARA	A. KAWASAKI	DRWN NO.
△						587002504120

This product is subject to all the applicable Japanese Foreign Exchange and Foreign Trade Law.
 本品は『外国為替及び外国貿易法』に該当しますので外国に輸出する場合には同法に基づく許可を必要とします。

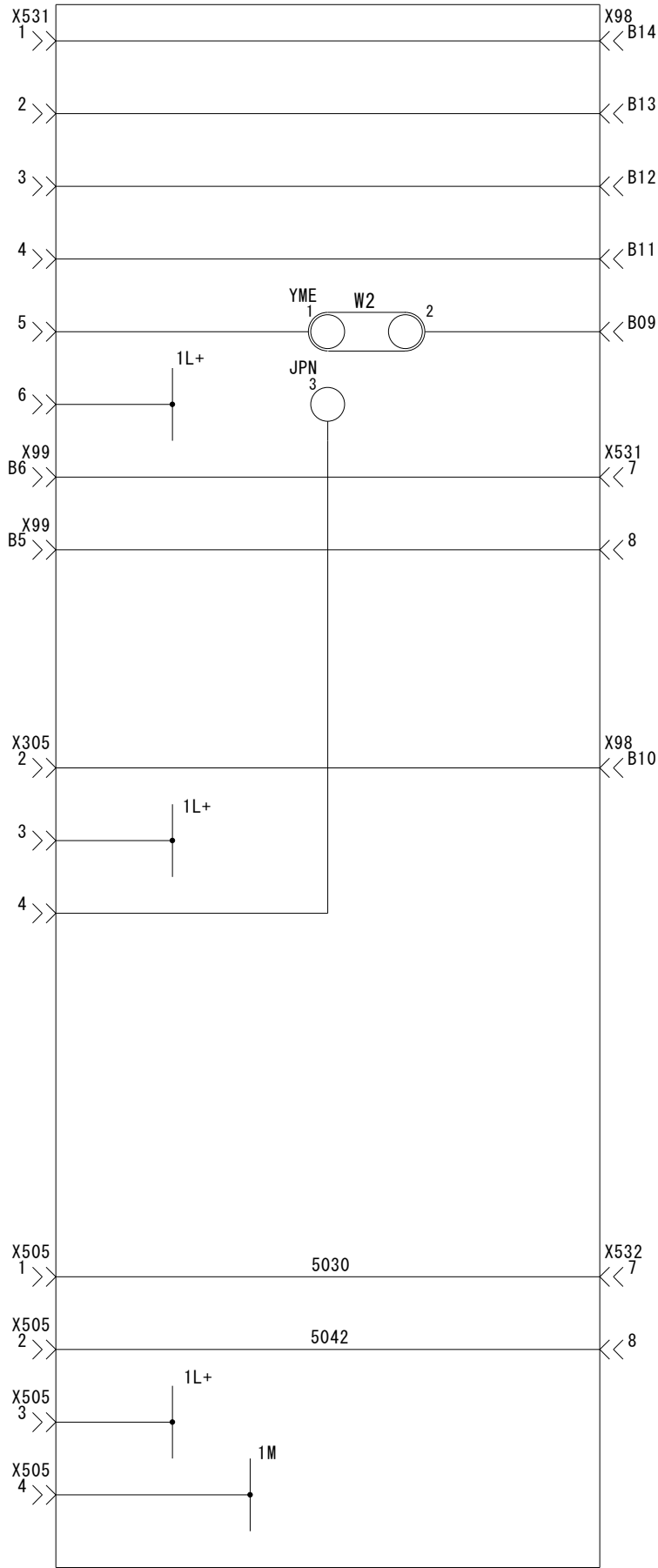
00
01
02
03
04
05
06
07
08
09
10
11
12
13
14
15
16
17
18
19
20
21
22
23




△		 YAMAZAKI MAZAK CORPORATION	APR'D BY	CHK'D BY	DRWN BY	TITLE
△			12/12/2007	12/12/2007	12/12/2007	AP2 TU. DIAGRAM (4)
△			R. HULL	H. ISHIHARA	A. KAWASAKI	DRWN NO. 587002504130
△						

This product is subject to all the applicable Japanese Foreign Exchange and Foreign Trade Law. 本品は『外国為替及び外国貿易法』に該当しますので外国に輸出する場合には同法に基づく許可を必要とします。

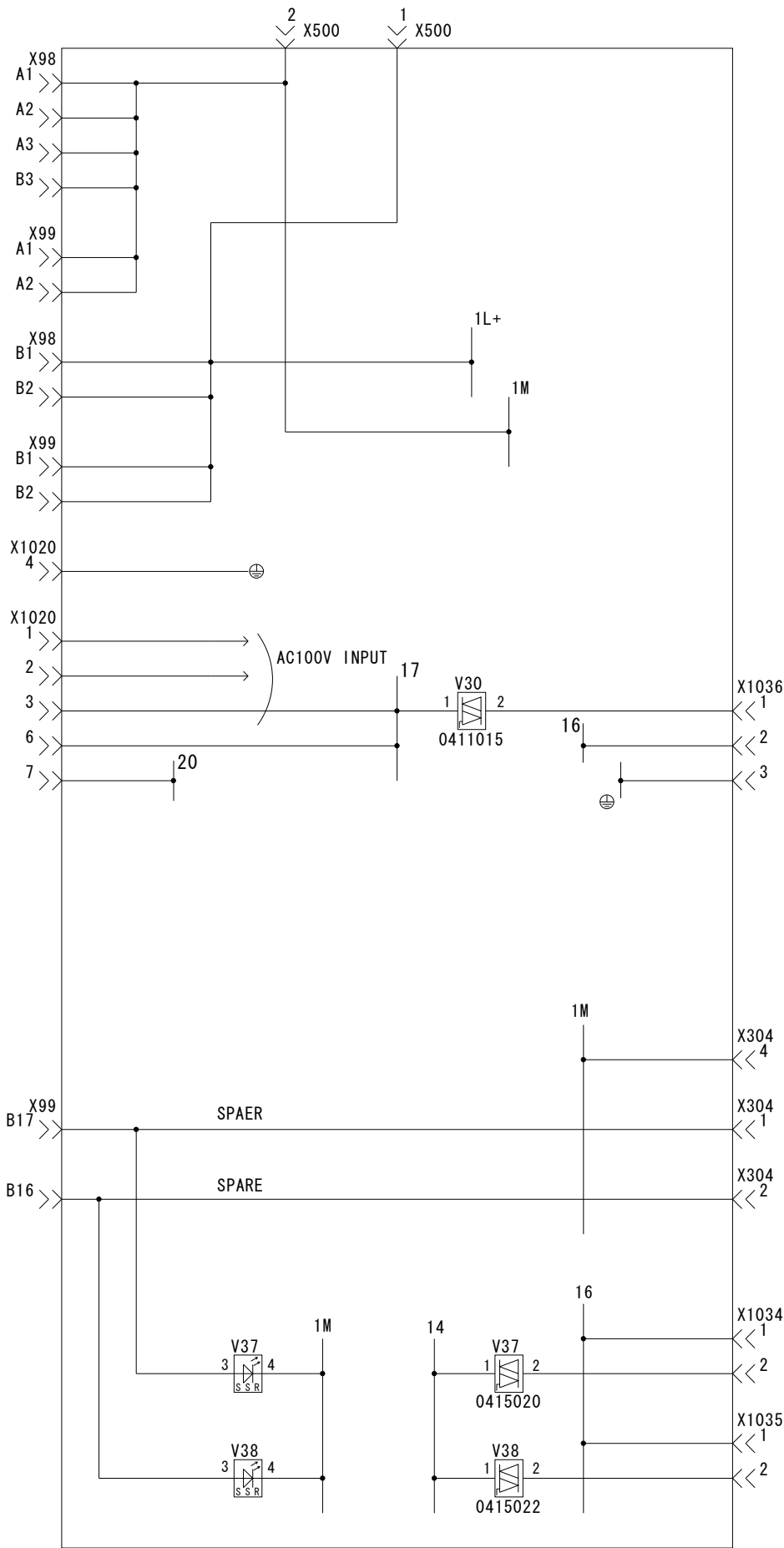
00
01
02
03
04
05
06
07
08
09
10
11
12
13
14
15
16
17
18
19
20
21
22
23



△		 YAMAZAKI MAZAK CORPORATION	APR'D BY	CHK'D BY	DRWN BY	TITLE
△			12/12/2007	12/12/2007	12/12/2007	AP2 TU. DIAGRAM (5)
△			R. HULL	H. ISHIHARA	A. KAWASAKI	DRWN NO.
△						587002504140


This product is subject to all the applicable Japanese Foreign Exchange and Foreign Trade Law.
 本品は『外国為替及び外国貿易法』に該当しますので外国に輸出する場合には同法に基づく許可を必要とします。

00
01
02
03
04
05
06
07
08
09
10
11
12
13
14
15
16
17
18
19
20
21
22
23



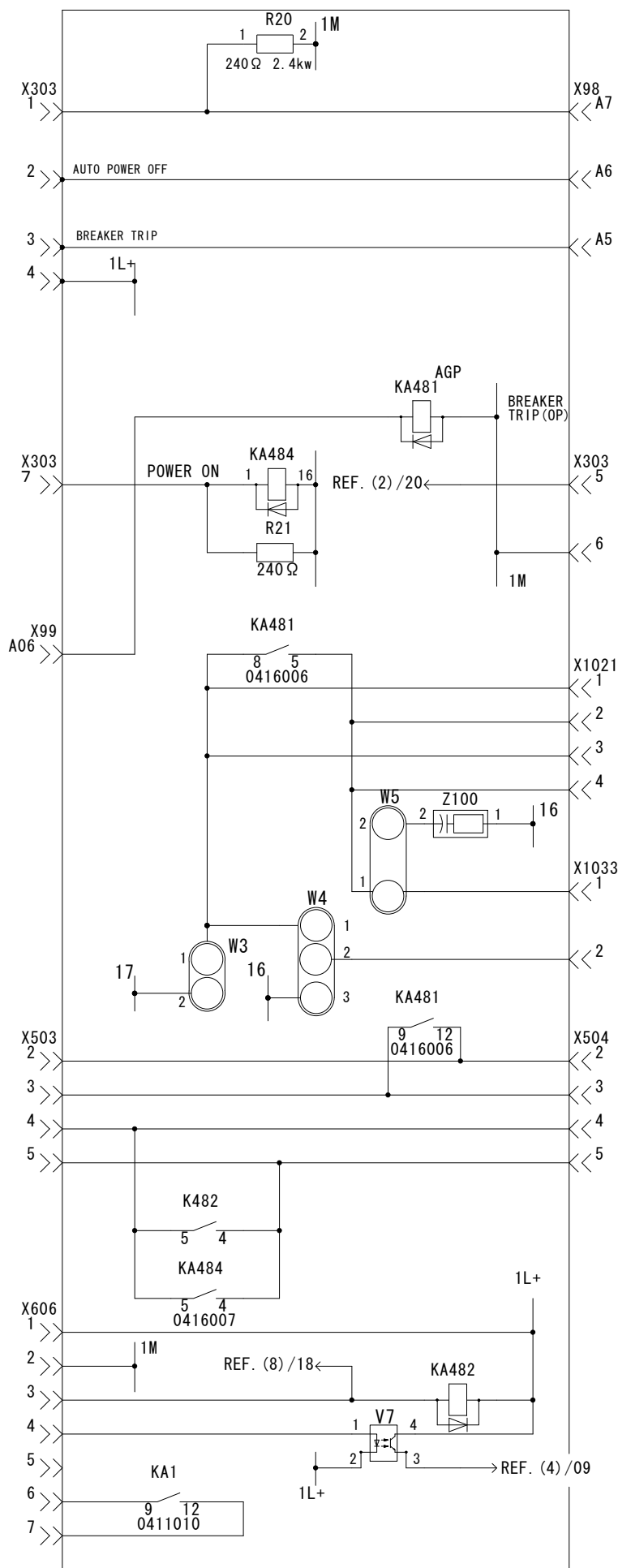
a | 0415020 _____
b |

a | 0415022 _____
b |

△		 YAMAZAKI MAZAK CORPORATION	APR'D BY	CHK'D BY	DRWN BY	TITLE
△			12/12/2007	12/12/2007	12/12/2007	AP2 TU DIAGRAM (6)
△			R. HULL	H. ISHIHARA	A. KAWASAKI	DRWN NO.
△						587002504150

This product is subject to all the applicable Japanese Foreign Exchange and Foreign Trade Law.
 本品は『外国為替及び外国貿易法』に該当しますので外国に輸出する場合には同法に基づく許可を必要とします。


00
01
02
03
04
05
06
07
08
09
10
11
12
13
14
15
16
17
18
19
20
21
22
23



a | 0416009 0416015
b |

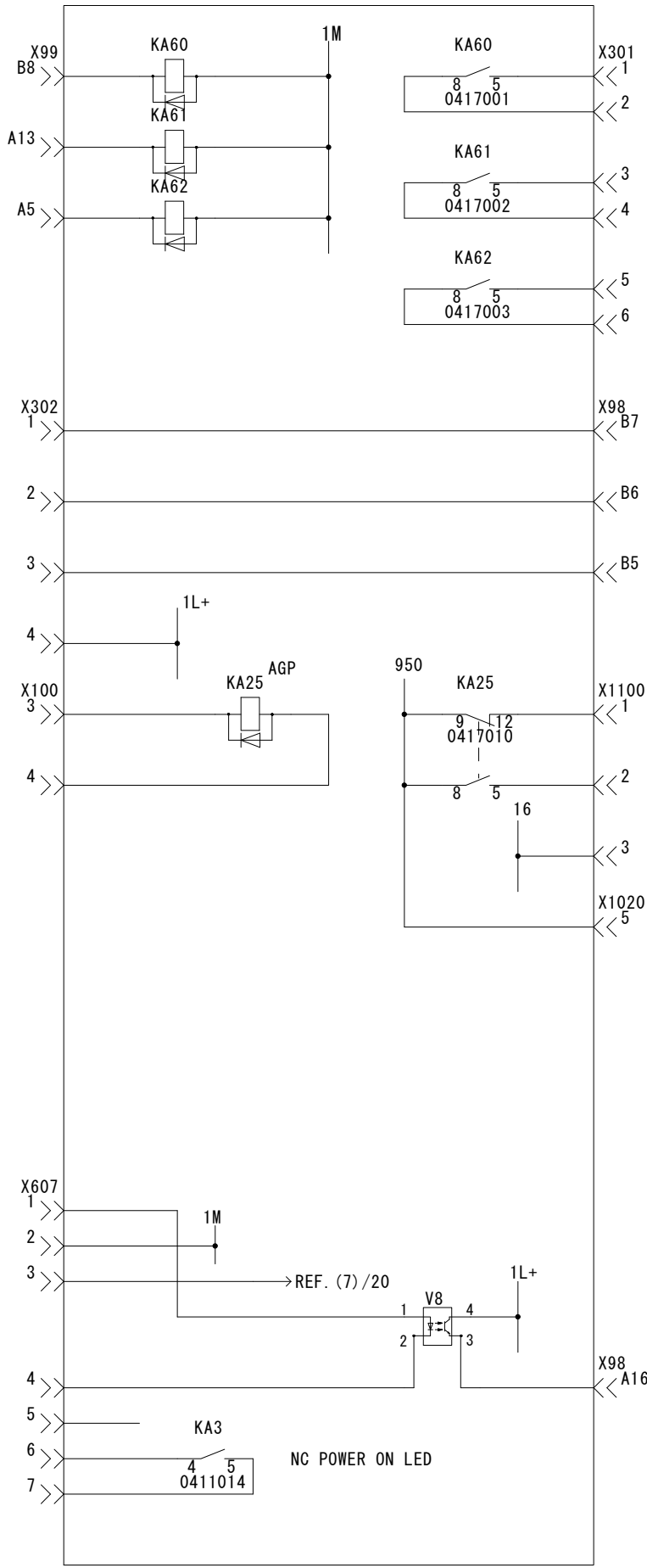
a | 0416019
b |

a |
b |

△		 YAMAZAKI MAZAK CORPORATION	APR'D BY	CHK'D BY	DRWN BY	TITLE
△			12/12/2007	12/12/2007	12/12/2007	AP2 TU. DIAGRAM (7)
△			R. HULL	H. ISHIHARA	A. KAWASAKI	DRWN NO. 587002504160
△						

This product is subject to all the applicable Japanese Foreign Exchange and Foreign Trade Law.
 本品は『外国為替及び外国貿易法』に該当しますので外国に輸出する場合には同法に基づく許可を必要とします。

00
01
02
03
04
05
06
07
08
09
10
11
12
13
14
15
16
17
18
19
20
21
22
23




a | 0417001
b |

a | 0417002
b |

a | 0417004
b |

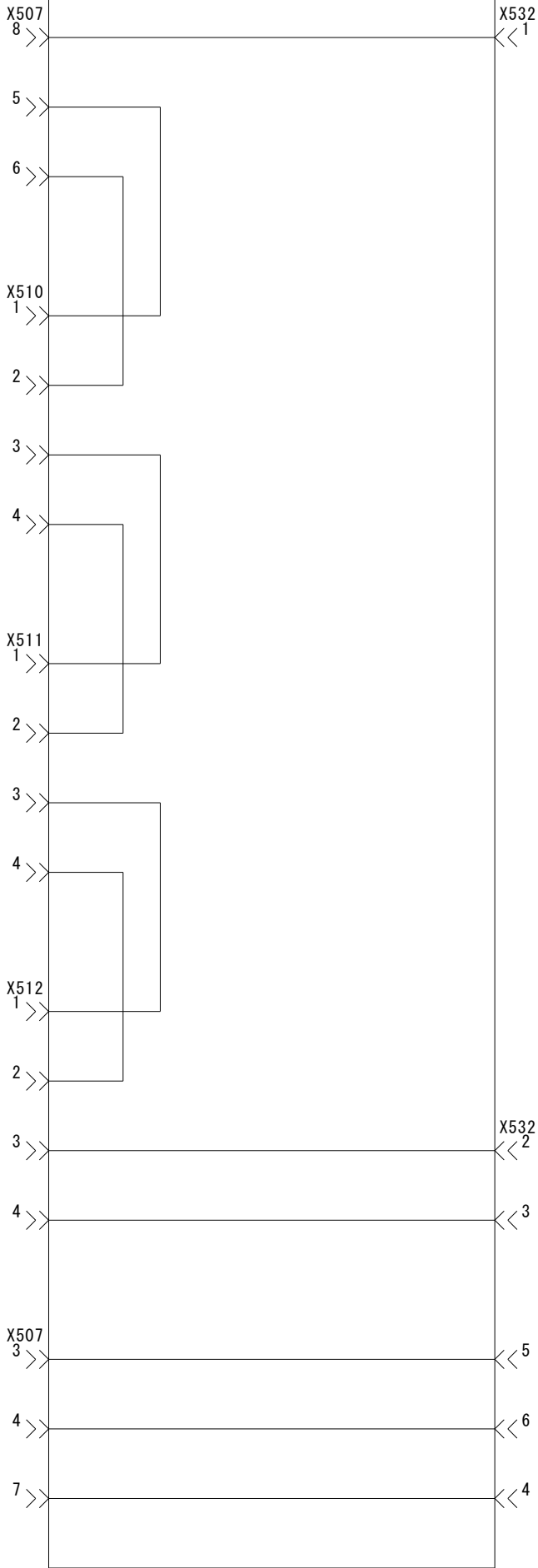
a |
b | 0417010


△		 YAMAZAKI MAZAK CORPORATION	APR'D BY	CHK'D BY	DRWN BY	TITLE
△			12/12/2007	12/12/2007	12/12/2007	AP2 TU. DIAGRAM (8)
△			R. HULL	H. ISHIHARA	A. KAWASAKI	DRWN NO.
△						587002504170

This product is subject to all the applicable Japanese Foreign Exchange and Foreign Trade Law.
 本品は『外国為替及び外国貿易法』に該当しますので外国に輸出する場合には同法に基づく許可を必要とします。

00
01
02
03
04
05
06
07
08
09
10
11
12
13
14
15
16
17
18
19
20
21
22
23

P. C. B



△		 YAMAZAKI MAZAK CORPORATION	APR'D BY	CHK'D BY	DRWN BY	TITLE
△			12/12/2007	12/12/2007	12/12/2007	AP2 TU.
△			R. HULL	H. ISHIHARA	A. KAWASAKI	DIAGRAM (9)
△						DRWN NO.
△						587002504180


This product is subject to all the applicable Japanese Foreign Exchange and Foreign Trade Law.
 本品は『外国為替及び外国貿易法』に該当しますので外国に輸出する場合には同法に基づく許可を必要とします。

X98

PIN No.	LINE NO.	INSIDE CONNECT	OUT SIDE	PLC	SIGNAL NAME
A20	1048	X501-1, R10-1		X10	TRF. OVER HEAT
A19	1300	X526-1		X11	HYDR. PRS. DOWN
A18	1479	X527-1		X12	M CODE FIN.
A17	2154	X525-1		X13	MG. DOOR CLOSE
A16	5182	V8-3		X14	SPARE
A15	1354	X520-8, R7-2		X15	CHILLER ALARM
A14	1153	X530-1		X16	MG. MNL INTERRUPT
A13	1497	X321-3		X17	MMS. ERROR
A12	1496	X321-4		X18	MMS LOW BATTERY
A11	1494	X321-5		X19	MMS. PROB STATUS
A10	1349	X502-1		X1A	MOTOR THERMAL TRIP1
A09	1348	X502-2		X1B	MOTOR THERMAL TRIP2
A08	1351	X524-1		X1C	CHIP. CON. SLIP
A07	1659	X303-1, R20-1		X1D	WARM UP SS
A06	1651	X303-2		X1E	AUTO POWER OFF SS
A05	1652	X303-3		X1F	BREAKER TRIP SS
A04					
A03	1M	X500-2			1M
A02	1M	X500-2			1M
A01	1M	X500-2			1M
B20	1151	X530-2		X00	TOOL SELECT CCW PB.
B19	2110	X528-1		X01	ATC POWER OFF CHECK
B18	2155	W1-2, X528-2		X02	MAG. POWER OFF
B17	1304	X529-1		X03	HEAD LUBE LOW
B16	1305	X529-2		X04	HEAD LUBE PRESS
B15	1152	X530-3		X05	TOOL SELECT CW PB.
B14	1952	X531-1	△	X06	SP. SAFETY INT.
B13	5183	X531-2		X07	IHC NEKUST
B12	1955	X531-3		X08	EMG. STOP2
B11	1953	X531-4		X09	ALL P-OFF
B10	1950	X305-2		X0A	L-MACHINE DOOR CLOSE
B09	1960	W2-2 (JPN) X305-4		X0B	R-MACHINE DOOR CLOSE
B08	1701	X306-3		X0C	MG. DOOR UNLOCK PB.
B07	3450	X302-1		X0D	4TH AXIS ZERO RET. DEC
B06	3451	X302-2		X0E	4TH AXIS UNCLAMP
B05	3452	X302-3		X0F	NC TABLE AXIS NEGLECT
B04					
B03	1M	X500-2			1M
B02	2L+	X500-1			2L+
B01	2L+	X500-1			2L+

X99

PIN No.	LINE NO.	INSIDE CONNECT	OUT SIDE	PLC	SIGNAL NAME
A20	5100	X523-1, V1-1		Y10	WARM UP BUZZER
A19	5101	X523-2, V2-1		Y11	OIL & AIR SOL.
A18	5102	X523-3, V3-1		Y12	SAVING ENERGY MODE
A17	2306	X523-4, V4-1		Y13	IHC NEKUST
A16	5104	X523-5, V5-1		Y14	CHILLER ON
A15	5105	X523-6, KA15-1		Y15	MAG. DOOR UNLOCK
A14	2199	KA2-1		Y16	MAGAZINE BRAKE
A13	2481	KA61-1		Y17	M44 OUTPUT
A12	2498	X321-6		Y18	MMS START1
A11	2499	X321-7		Y19	MMS START2
A10	2493	KA9-1, X304-3		Y1A	WORK LIGHT
A09	2462	X307-3		Y1B	CYCLE START (PL)
A08	2461	X307-2		Y1C	CYCLE FINISH (PL)
A07	2460	X307-1		Y1D	ALARM (PL)
A06	2650	KA481-1		Y1E	BREAKER TRIP CMD
A05	2482	KA62-1		Y1F	M43 OUTPUT
A04					
A03					
A02	1M	X500-2			1M
A01	1M	X500-2			1M
B20	2350	V20-3		Y00	COOLANT PUMP
B19	2300	V21-3		Y01	HYDRAULIC PUMP
B18	2402	V22-3		Y02	CHIP CONV. START
B17	2150	X304-1		Y03	MG MNL INT LED
B16	2160	X304-2, V38-4		Y04	L-DOOR UNLOCK
B15	2355	V25-3		Y05	BEDWASH COOLANT
B14	2010	KA3-1, V30-3		Y06	POWER ON
B13	2301	V26-3		Y07	GREASE PUMP ON
B12	2304	V27-3		Y08	HEAD LUBE
B11	2352	V28-3		Y09	FLOOD+THROUGH OP.
B10	2357	V23-3		Y0A	OIL MIST COOLANT
B09	2201	V24-3		Y0B	4th UNCLAMP
B08	2480	KA60-1		Y0C	M45 OUTPUT
B07	2060	KA1-1		Y0D	SERVO RELAY
B06	2950	X531-7		Y0E	NC READY
B05	2951	X531-8		Y0F	R-DOOR UNLOCK
B04					
B03					
B02	2L+	X500-1			2L+
B01	2L+	X500-1			2L+

△		 <small>YAMAZAKI MAZAK CORPORATION</small>	APR'D BY	CHK'D BY	DRWN BY	TITLE
△			12/12/2007	12/12/2007	12/12/2007	AP2 TU. CONNECTION DIAGRAM 1
△			R. HULL	H. ISHIHARA	A. KAWASAKI	DRWN NO. 587002504301
△	EH587HA009E00					

This product is subject to all the applicable Japanese Foreign Exchange and Foreign Trade Law.
 本品は『外国為替及び外国貿易法』に該当しますので外国に輸出する場合には同法に基づく許可を必要とします。

X91

PIN No.	LINE NO.	INSIDE CONNECT	OUT SIDE	PLC	SIGNAL NAME
1	1M	X321-2, R10-2			1M
2	1495	X321-8		X178	MMS SKIP
3	1499	X320-1, X91-4		X17D	TOOL LENGTH MEASURE SKIP
4	1499	X320-1, X91-3		X17A	SKIP 3
5	1498	X320-3, X91-6		X17C	TOOL LENGTH MEASURE DEC.
6	1498	X320-3, X91-5		X179	SKIP 2
7					
8					

X100

PIN No.	LINE NO.	INSIDE CONNECT	OUT SIDE	PLC	SIGNAL NAME
1	2L+				
2	1L+	KA1-8			
3	2020	KA25-1			SP COIL CHNGE
4	2021	KA25-16			SP COIL CHANGE

X301

PIN No.	LINE NO.	INSIDE CONNECT	OUT SIDE	PLC	SIGNAL NAME
1	480	KA60-8		Y0C	M45 OUTPUT
2	470	KA60-5			
3	481	KA61-8		Y17	M44 OUTPUT
4	471	KA61-5			
5	482	KA62-8		Y1F	M43 OUTPUT
6	472	KA62-5			
7					
8					

X302

PIN No.	LINE NO.	INSIDE CONNECT	OUT SIDE	PLC	SIGNAL NAME
1	3450	X98-B7		X0D	4-ZERO RET. DEC
2	3451	X98-B6		X0E	4-AXIS UNCLAMP
3	3452	X98-B5		X0F	4-AXIS NEGLECT
4	2L+	2L+			2L+

X303

PIN No.	LINE NO.	INSIDE CONNECT	OUT SIDE	PLC	SIGNAL NAME
1	1659	X98-A7, R20-1		X1D	WORM UP ON/OFF
2	1651	X98-A6		X1E	AUTO P-OFF ENB.
3	1652	X98-A5		X1F	BREAKER TRIP
4	2L+	2L+			2L+
5		X99-A09, X307-3			
6	1M	KA481-16			1M
7	2651	R21-1, KA484-1			AUTO P-ON CMD
8					

X304

PIN No.	LINE NO.	INSIDE CONNECT	OUT SIDE	PLC	SIGNAL NAME
1	2150	X99-B17		Y03	MAG. INTRAPT LED
2	2160	X99-B16, V38		Y04	LEFT MACHINE DOOR ENABLE UNLOCK
3	2493	X99-A10, KA9-1			WORK LOGHT
4	1M	1M			1M

X305

PIN No.	LINE NO.	INSIDE CONNECT	OUT SIDE	PLC	SIGNAL NAME
1					
2	1950	X98-B10		X0A	LEFT MACHINE DOOR CLOSE
3	2L+	2L+			2L+
4	1951	W2-3 (JPN)		X0B	RIGHT MACHINE DOOR CLOSE

X306

PIN No.	LINE NO.	INSIDE CONNECT	OUT SIDE	PLC	SIGNAL NAME
1	1151	X98-B20, X530-2			
2	2L+	2L+			2L+
3	1701	X98-B8	SB54	X0C	MAGAZINE DOOR UNLOCK PB.
4	2L+	2L+			2L+

X307

PIN No.	LINE NO.	INSIDE CONNECT	OUT SIDE	PLC	SIGNAL NAME
1	2460	X99-A7		Y1D	ALARM
2	2461	X99-A8		Y1C	CYCLE FIN
3	2462	X99-A9		Y1B	CYCLE START
4	1M	1M			1M

X320

PIN No.	LINE NO.	INSIDE CONNECT	OUT SIDE	PLC	SIGNAL NAME
1	1499	X91-3, X91-4		X17D	T-LENG. SKIP
2	2L+	X320-4, X320-2			
3	1498	X91-5, X91-6		X17C	T-LENG. DEC
4	2L+	X320-2, X320-4			

X321

PIN No.	LINE NO.	INSIDE CONNECT	OUT SIDE	PLC	SIGNAL NAME
1	2L+	2L+			2L+
2	1M	1M			1M
3	1497	X98-A13		X17	MMS *ERROR
4	1496	X98-A12		X18	MMS LOW BATT.
5	1494	X98-A11		X19	MMS PROBE STAUS
6	2498	X99-A12		Y18	MMS START1
7	2499	X99-A11		Y19	MMS START2
8	1495	X91-2		X178	MMS SKIP



Mazak
YAMAZAKI MAZAK CORPORATION

APR'D BY	CHK'D BY	DRWN BY	TITLE
12/12/2007	12/12/2007	12/12/2007	AP2 TU. CONNECTION DIAGRAM 2
R. HULL	H. ISHIHARA	A. KAWASAKI	DRWN NO. 587002504310

X500

PIN No.	LINE NO.	INSIDE CONNECT	OUT SIDE	PLC	SIGNAL NAME
1	2L+	2L+			2L+
2	1M	1M			1M

X501

PIN No.	LINE NO.	INSIDE CONNECT	OUT SIDE	PLC	SIGNAL NAME
1	1048	X98-A20, R10-1			
2	2L+	2L+			2L+

X502

PIN No.	LINE NO.	INSIDE CONNECT	OUT SIDE	PLC	SIGNAL NAME
1	1349	X98-A10		X1A	THRMAL TRIP1
2	1348	X98-A09		X1B	THEMAL TRIP2

X503

PIN No.	LINE NO.	INSIDE CONNECT	OUT SIDE	PLC	SIGNAL NAME
1					
2	1655	KA481-12, X504-2			
3	1656	X504-3, KA481-9			
4	1657	X504-4, KA482-4 KA484-4			
5	1658	X504-5, KA482-5 KA484-5			
6					
7					
8					

X504

PIN No.	LINE NO.	INSIDE CONNECT	OUT SIDE	PLC	SIGNAL NAME
1					
2	1655	KA481, X503-2			NC PWR OFF
3	1656	X503-3, KA481			GND
4	1657	X503-4, KA482, KA484			GND
5	1658	X503-5, KA482, KA484			NC PWR ON
6					
7					
8					

X505

PIN No.	LINE NO.	INSIDE CONNECT	OUT SIDE	PLC	SIGNAL NAME
1	5030	X532-7			RH DOOR UNLOCK
2	5042	X532-8			SETUP SW
3	2L+	2L+			2L+
4	1M	1M			1M

X506

PIN No.	LINE NO.	INSIDE CONNECT	OUT SIDE	PLC	SIGNAL NAME
1	3860	KA1-5, RV13-2			ATC MOTOR BRAKE
2	1M	RV13-1			1M

X507

PIN No.	LINE NO.	INSIDE CONNECT	OUT SIDE	PLC	SIGNAL NAME
1	5044	KA3-5			PWR ON LED
2	1M	1M			
3	5L+	X532-5			
4	5028	X532-6			
5	5013	X510-1			
6	5023	X510-2			
7		X532-4			
8	5027	X532-1			

X508

PIN No.	LINE NO.	INSIDE CONNECT	OUT SIDE	PLC	SIGNAL NAME
1	2460	X99-A7, X307-1			
2	1M	1M			1M

X510

PIN No.	LINE NO.	INSIDE CONNECT	OUT SIDE	PLC	SIGNAL NAME
1	5013	X507-5			
2	5023	X507-6			
3	5011	X511-1			
4	5021	X511-2			

X511

PIN No.	LINE NO.	INSIDE CONNECT	OUT SIDE	PLC	SIGNAL NAME
1	5011	X510-3			
2	5021	X510-4			
3	5015	X512-1			
4	5025	X512-2			

X512

PIN No.	LINE NO.	INSIDE CONNECT	OUT SIDE	PLC	SIGNAL NAME
1	5015	X511-3			
2	5025	X511-4			
3	5014	X532-2			
4	5024	X532-3			

X520

PIN No.	LINE NO.	INSIDE CONNECT	OUT SIDE	PLC	SIGNAL NAME
1		V1-4			
2		V2-4			
3		V3-4			
4		V4-4			
5		V5-4			
6		V1~V5-3			
7	2L+	2L+			2L+
8	1354	X98-A15, R7-2		X15	CHILLER ALARM



Mazak
YAMAZAKI MAZAK CORPORATION

APR'D BY	CHK'D BY	DRWN BY	TITLE
12/12/2007	12/12/2007	12/12/2007	AP2 TU. CONNECTION DIAGRAM 3
R. HULL	H. ISHIHARA	A. KAWASAKI	DRWN NO. 587002504320

X521

PIN No.	LINE NO.	INSIDE CONNECT	OUT SIDE	PLC	SIGNAL NAME
1		KA15-5			
2		KA15-8			
3	3850	RV5-2, KA2-8			MAG. BRAKE
4	1M	RV5-1, 1M			

X523

PIN No.	LINE NO.	INSIDE CONNECT	OUT SIDE	PLC	SIGNAL NAME
1	5100	X99-A20, V1-1		Y10	WARM UP BUZZER
2	5101	X99-A19, V2-1		Y11	OIL & AIR SOL.
3	5102	X99-A18, V3-1		Y12	SAVING ENERGY MODE
4	2306	X99-A17, V4-1		Y13	IHC NEKUST
5	5104	X99-A16, V5-1		Y14	CHILLER ON
6	5105	X99-A15, KA15		Y15	MAG. DOOR UNLOCK
7	2L+	2L+			2L+
8	1M	1M			1M

X524

PIN No.	LINE NO.	INSIDE CONNECT	OUT SIDE	PLC	SIGNAL NAME
1	1351	X98-A08		X1C	CHIP CON ALARM
2	2L+	2L+			2L+

X525

PIN No.	LINE NO.	INSIDE CONNECT	OUT SIDE	PLC	SIGNAL NAME
1	2154	X98-A17	SQ31	X13	MG DOOR CLOSE
2	2L+	2L+			2L+

X526

PIN No.	LINE NO.	INSIDE CONNECT	OUT SIDE	PLC	SIGNAL NAME
1	1300	X98-A19	SP6	X11	HYD. UNIT ALARM
2	2L+	2L+			2L+

X527

PIN No.	LINE NO.	INSIDE CONNECT	OUT SIDE	PLC	SIGNAL NAME
1	1479	X98-A18		X12	M-CODE FIN
2	2L+	2L+			2L+

X528

PIN No.	LINE NO.	INSIDE CONNECT	OUT SIDE	PLC	SIGNAL NAME
1	2110	X98-B19		X01	ATC POWER OFF
2	2155	W1-1		X02	MAG. POWER OFF
3	L+	2L+			2L+
4	1M	1M			1M

X529

PIN No.	LINE NO.	INSIDE CONNECT	OUT SIDE	PLC	SIGNAL NAME
1	1304	X98-B17	SL4	X03	HEAD LUBE LV. LOW
2	1305	X98-B16	SP4	X04	HEAD LUBE PRS. DOWN
3	2L+	2L+			2L+
4	2L+	2L+			2L+

X530

PIN No.	LINE NO.	INSIDE CONNECT	OUT SIDE	PLC	SIGNAL NAME
1	1153	X98-A14	SA51	X16	MAG. MNL INTERRUPT
2	1151	X98-B20	SB52	X00	TOOL SELECT CGW
3	1152	X98-B15	SB53	X05	TOOL SELECT CW
4	2L+	2L+			2L+

X531

PIN No.	LINE NO.	INSIDE CONNECT	OUT SIDE	PLC	SIGNAL NAME
1	2022	X98-B14		X06	SP. SAFETY INT.
2	5183	X98-B13		X07	IHC NEKUST
3	1955	X98-B12		X08	EMG. STOP2
4	1953	X98-B11		X09	ALL P-OFF
5		W2-1			
6	1L+	1L+			2L+
7	2950	X99-B6		Y0E	NC READY
8	2951	X99-B5		Y0F	RH DOOR UNLOCK SW.

X532

PIN No.	LINE NO.	INSIDE CONNECT	OUT SIDE	PLC	SIGNAL NAME
1	5027	X507-8			
2	5014	X512-3			
3	5024	X512-4			
4		X507-7			
5	5L+	X507-3			
6	5028	X507-4			
7	5030	X505-1			
8	5042	X505-2			

X606

PIN No.	LINE NO.	INSIDE CONNECT	OUT SIDE	PLC	SIGNAL NAME
1	2L+	2L+			2L+
2	1M	1M			1M
3		X607-3, KA482-1			
4		V7-2			
5					
6	3251	KA1-9	X401-A5		Z AXIS BRAKE
7	3252	KA1-12	KA30-8		Z AXIS BRAKE
8					



Mazak
YAMAZAKI MAZAK CORPORATION

APR'D BY	CHK'D BY	DRWN BY	TITLE
12/12/2007	12/12/2007	12/12/2007	AP2 TU. CONNECTION DIAGRAM 4
R. HULL	H. ISHIHARA	A. KAWASAKI	DRWN NO. 587002504331

X607

PIN No.	LINE NO.	INSIDE CONNECT	OUT SIDE	PLC	SIGNAL NAME
1	5181	V8-1		X14	SPARE
2	1M	1M			1M
3		X606-3, KA482			
4	1M	V8-2			1M
5					
6	2L+	KA3-4			
7	1125	KA3-5			NC PWR ON SPARE
8					

X1020

PIN No.	LINE NO.	INSIDE CONNECT	OUT SIDE	PLC	SIGNAL NAME
1	17				
2	16				
3	15	X1020-6			
4		⊕			
5	950	KA25-5, 12			
6	15	X1020-3			
7	15				
8					

X1021

PIN No.	LINE NO.	INSIDE CONNECT	OUT SIDE	PLC	SIGNAL NAME
1	39	X1021-3, KA481-5 W3-1, W4-1	SQ0		
2	49	X1021-4, KA481-8 W5-1	SQ0		
3	39	X1021-1, KA481-5 W3-1, W4-1	SQ1		
4	49	X1021-2, KA481-8 W-15	SQ1		

X1030

PIN No.	LINE NO.	INSIDE CONNECT	OUT SIDE	PLC	SIGNAL NAME
1	16				
2	350	V20-2		Y00	FLOOD COOLANT
3	354	V21-2		Y01	HYD. PUMP ON
4	402	V22-2		Y02	CHIP CONVEYER
5					
6					
7	357	V23-2		Y0A	OIL MIST COOLANT
8	201	V24-2		Y0B	4-AXIS UNCLAMP

X1031

PIN No.	LINE NO.	INSIDE CONNECT	OUT SIDE	PLC	SIGNAL NAME
1	355	V25-2		Y05	BEDWASH COOLANT
2	16				
3					
4					

X1032

PIN No.	LINE NO.	INSIDE CONNECT	OUT SIDE	PLC	SIGNAL NAME
1	497	KA9-8, S10-1			WORK LIGHT
2	16				

X1033

PIN No.	LINE NO.	INSIDE CONNECT	OUT SIDE	PLC	SIGNAL NAME
1	49	W5-1			BREAKER TRIP
2	40	W4-2			

X1034

PIN No.	LINE NO.	INSIDE CONNECT	OUT SIDE	PLC	SIGNAL NAME
1	16				
2		V37-2			SPARE

X1035

PIN No.	LINE NO.	INSIDE CONNECT	OUT SIDE	PLC	SIGNAL NAME
1	16				
2	501	V38-2			

X1036

PIN No.	LINE NO.	INSIDE CONNECT	OUT SIDE	PLC	SIGNAL NAME
1	44	V30-2			
2	16				
3		⊕			
4					

X1100

PIN No.	LINE NO.	INSIDE CONNECT	OUT SIDE	PLC	SIGNAL NAME
1	53	KA25-9			SP COIL CHANGE
2	55	KA25-8			SP COIL CHANGE
3	16				
4					

X5301

PIN No.	LINE NO.	INSIDE CONNECT	OUT SIDE	PLC	SIGNAL NAME
1	301	V26-2	KA35-8	Y07	GR PUMP STRT
2	16		KA35-7		
3		⊕			
4					

X5304

PIN No.	LINE NO.	INSIDE CONNECT	OUT SIDE	PLC	SIGNAL NAME
1	304	V27-2		Y08	HD LUBE STRT
2	16				
3		⊕			
4					

X5355

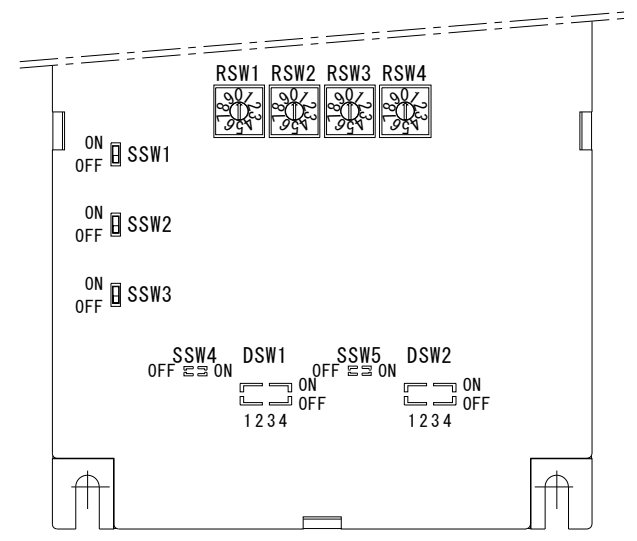
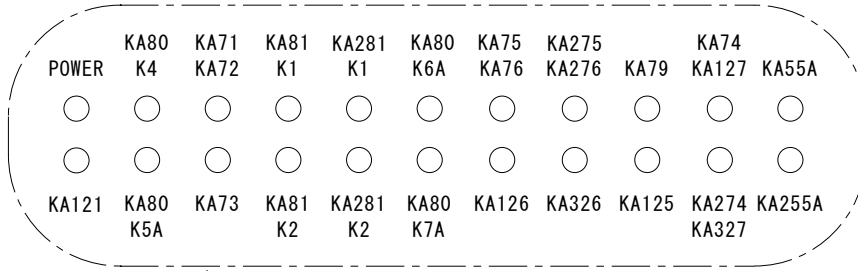
PIN No.	LINE NO.	INSIDE CONNECT	OUT SIDE	PLC	SIGNAL NAME
1	352	V28-2	KM53-A1	Y9	FLOOD+THROUGH OP.
2	16		KM53-A2		16
3		⊕			
4					



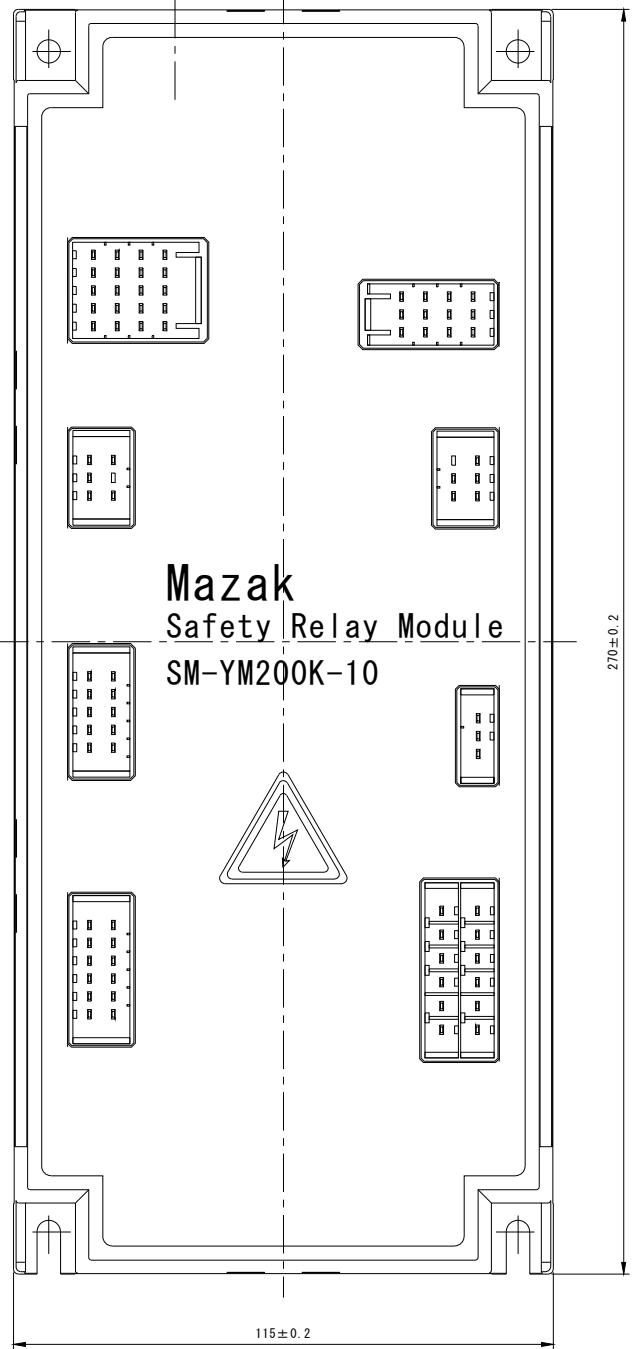
Mazak
YAMAZAKI MAZAK CORPORATION

APR'D BY	CHK'D BY	DRWN BY	TITLE
12/12/2007	12/12/2007	12/12/2007	AP2 TU. CONNECTION DIAGRAM 5
R. HULL	H. ISHIHARA	A. KAWASAKI	DRWN NO. 587002504340

IN DETAIL



REAR SIDE



Mazak
Safety Relay Module
SM-YM200K-10

FRONT SIDE

Off-delay Outputs
Output1 (Term. 45-46, 61-62, 63-34)

SSW1	RSW1,2	Off-delay Time
OFF	-	0 sec.
ON	Position 0	18 sec.
ON	Position 1	12 sec.
ON	Position 2	6 sec.

Output2 (Term. 53-54, 55-56)

SSW2	RSW3	Off-delay Time
OFF	-	0 sec.
ON	Position 0	18 sec.
ON	Position 1	12 sec.
ON	Position 2	6 sec.

Output3 (Term. 57-58, 59-60)

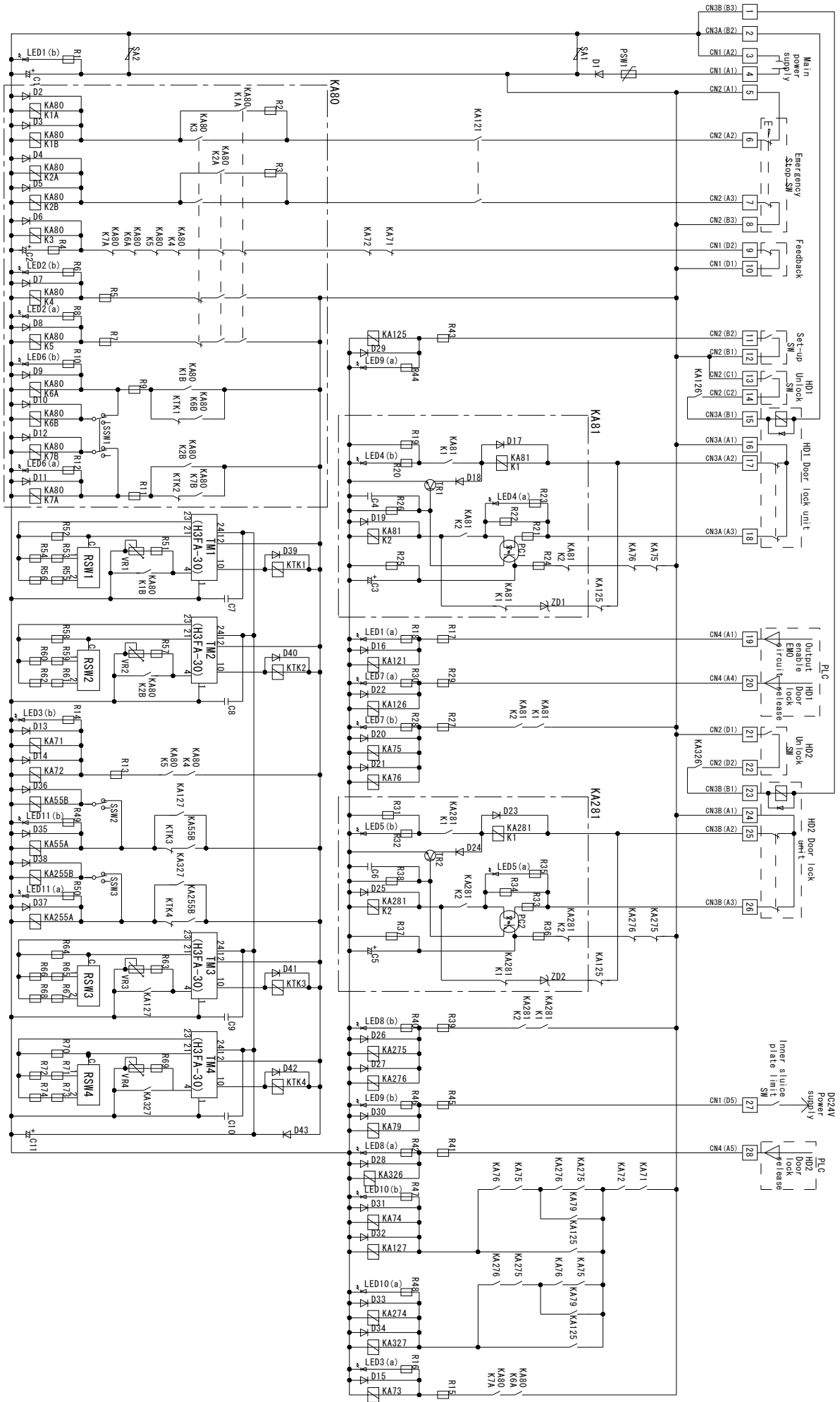
SSW3	RSW4	Off-delay Time
OFF	-	0 sec.
ON	Position 0	18 sec.
ON	Position 1	12 sec.
ON	Position 2	6 sec.


VTC SETTING

	SSW1	SSW2	SSW3	RSW1	RSW2	RSW3	RSW4	NOTE
22KW SPN	ON	ON	ON	2	2	2	2	6 sec.
35KW SPN	ON	ON	ON	2	2	2	2	6 sec.

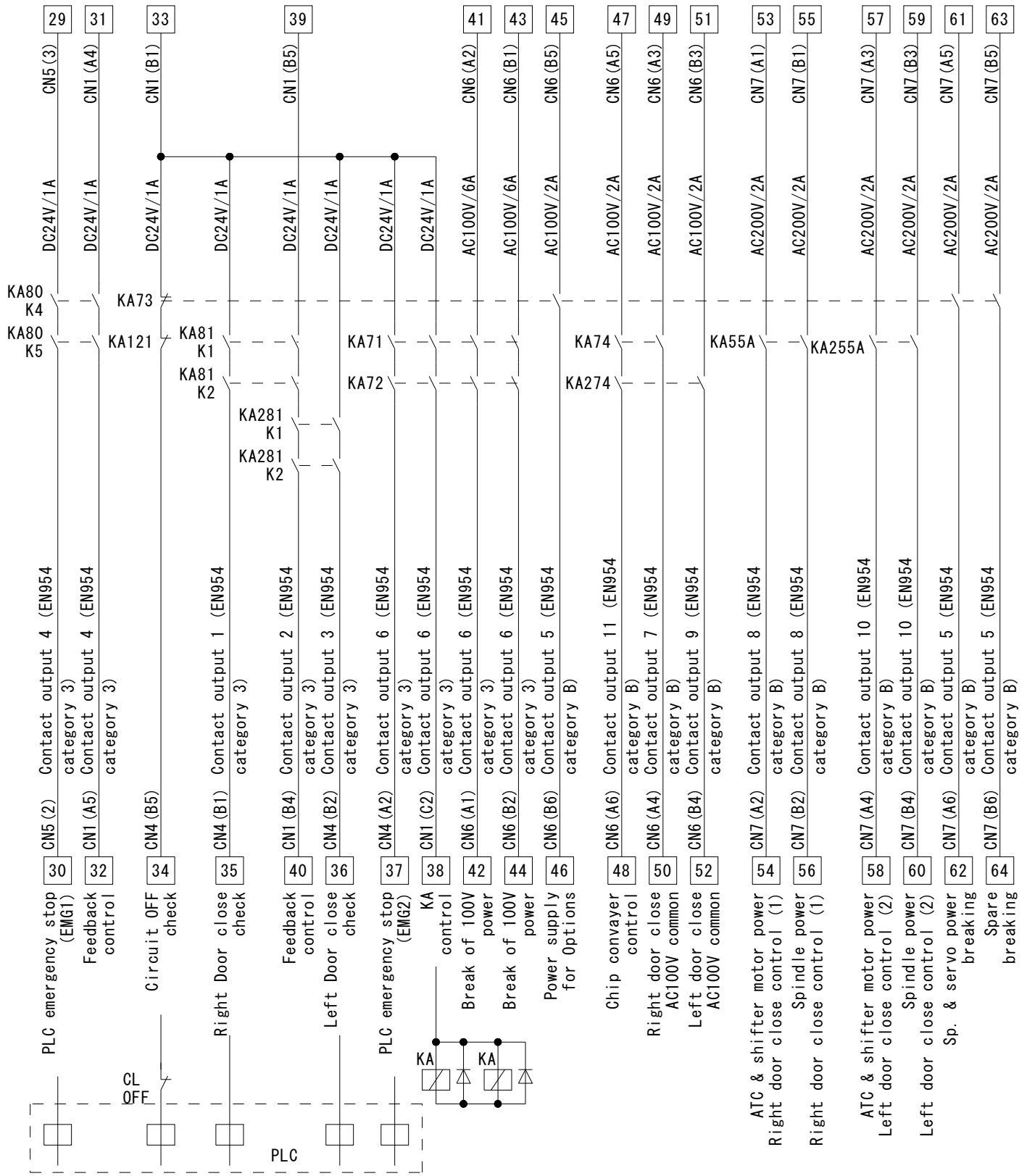
△		<p>YAMAZAKI MAZAK CORPORATION</p>	APR'D BY	CHK'D BY	DRWN BY	TITLE
△			12/12/2007	12/12/2007	12/12/2007	A40 SAFETY RELAY UNIT LAYOUT
△			R. HULL	H. ISHIHARA	A. KAWASAKI	DRWN NO. 587002505000
△						

This product is subject to all the applicable Japanese Foreign Exchange and Foreign Trade Law.
 本品は『外国為替及び外国貿易法』に該当しますので外国に輸出する場合には同法に基づく許可を必要とします。



 YAMAZAKI MAZAK CORPORATION	APR'D BY	CHK'D BY	DRWN BY	TITLE
	12/12/2007	12/12/2007	12/12/2007	SM-YM200K-10 1/2 (S0473-005V19)
	R. HULL	H. ISHIHARA	A. KAWASAKI	DRWN NO. 587002505010

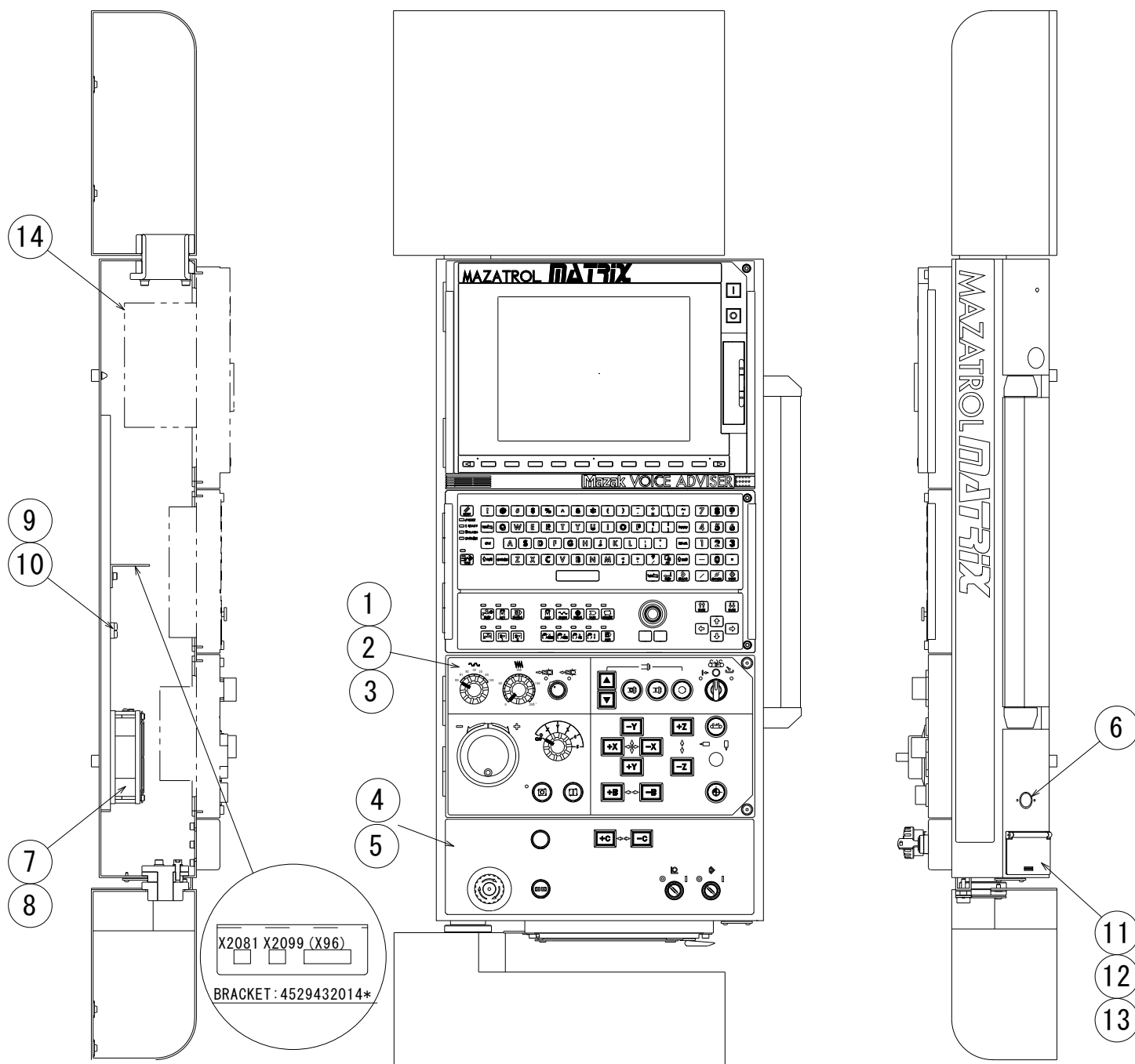
This product is subject to all the applicable Japanese Foreign Exchange and Foreign Trade Law.
 本品は『外国為替及び外国貿易法』に該当しますので外国に輸出する場合には同法に基づく許可を必要とします。



△				APR'D BY	CHK'D BY	DRWN BY	TITLE
△				12/12/2007	12/12/2007	12/12/2007	SM-YM200K-10 2/2
△				R. HULL	H. ISHIHARA	A. KAWASAKI	(S0473-006V12)
△							DRWN NO. 587002505020



This product is subject to all the applicable Japanese Foreign Exchange and Foreign Trade Law. 本品は『外国為替及び外国貿易法』に該当しますので外国に輸出する場合には同法に基づく許可を必要とします。



No.	PARTS NUMBER	PARTS NAME	MAKER	MODEL	NAME AUX.	QUANTITY			NOTE
						VTC800 /30SR	3X	5X	
1	D701A008770	OPERATION PANEL (X)	IDEC	SS3808-X		1	0	0	
2	D701A008231	OPERATION PANEL (N)	IDEC	SS3808-N		0	1	0	
3	D701A008201	OPERATION PANEL (K)	IDEC	SS3808-K		0	0	1	
4	D701A008781	SUB PANEL	IDEC	SS3817-1		1	1	1	STD.
5	D701A008791	SUB PANEL	IDEC	SS3817-2		1	1	1	MODE 3 OPTION
6	D25MB000110	BUZZER	MATSUSHITA	EB1114	HA1	1	1	1	
7	D56TR001990	FAN MOTOR	TOYO DENKI	UTS450CW3	M50	1	1	1	
8	D56TY001260	FINGER GUARD	IKURA	T-30F-1 (A30F-1)	M50	1	1	1	
9	D56YC001530	EARTH BAR	YAMAZAKI M.	65*20*T5		1	1	1	
10	D56YC001580	EARTH MARK	YAMAZAKI M.			1	1	1	
11	D821A002212	USB-IF	IDEC	ZY1C-SS3810		1	1	1	
12	D80MA014830	USB CONNECTOR	MITSUBISHI	HN260		2	2	2	
13	D61KZ004840	USB CABLE	KANETSU	UAA-0115-004		2	2	2	
14	D33HB000511	COMPACT FLASH	HAGIWARAD	CF115-256M		1	1	1	

△1

△
△
△
△
△



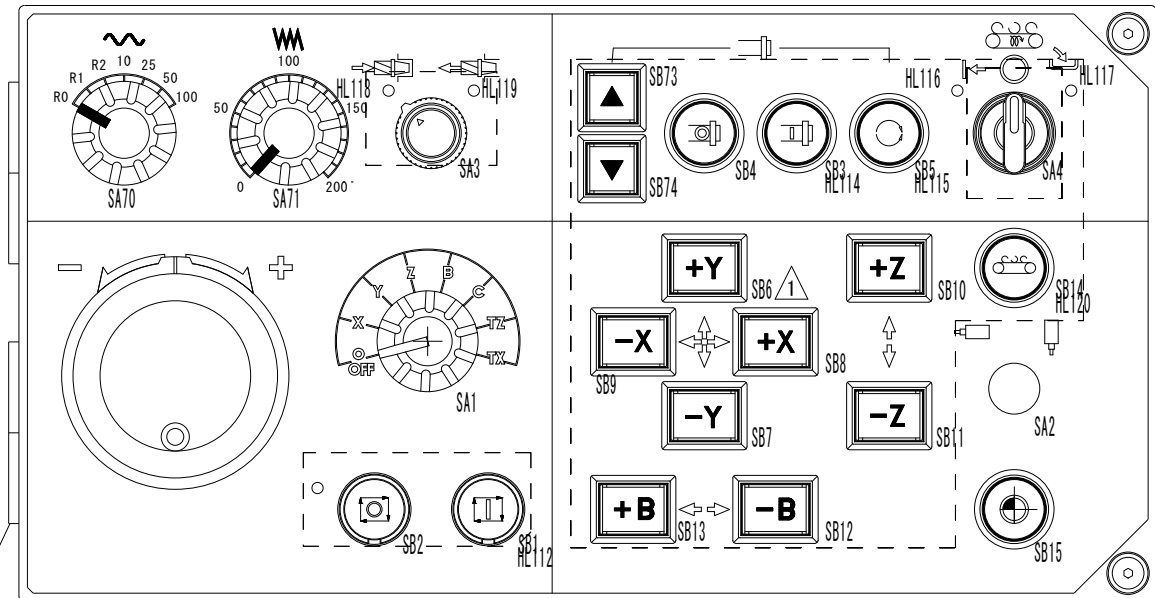
APR'D BY	CHK'D BY	DRWN BY	TITLE
15/05/2008	15/05/2008	15/05/2008	OPERATING BOX LAYOUT & PARTS LIST
R HULL	H ISHIHARA	GH	DRWN NO. 587002700101

OPERATING BOX LAYOUT & PARTS LIST
DRWN NO. 587002700101

This product is subject to all the applicable Japanese Foreign Exchange and Foreign Trade Law.
 本品は『外国為替及び外国貿易法』に該当しますので外国に輸出する場合には同法に基づく許可を必要とします。

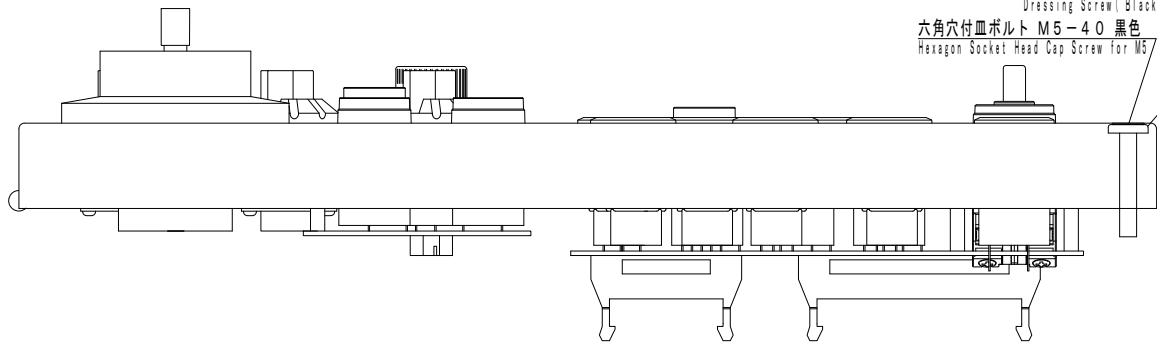
MACHINE OPERATING PANEL TYPE : SS3808-X (VTC800/30SR)

△ (VTC800/20SR)



2-蝶番
2-Slip Joint Hinges


化粧ワッシャー C-29-M5 黒
Dressing Screw (Black)
六角穴付皿ボルト M5-40 黒色
Hexagon Socket Head Cap Screw for M5



PARTS LIST

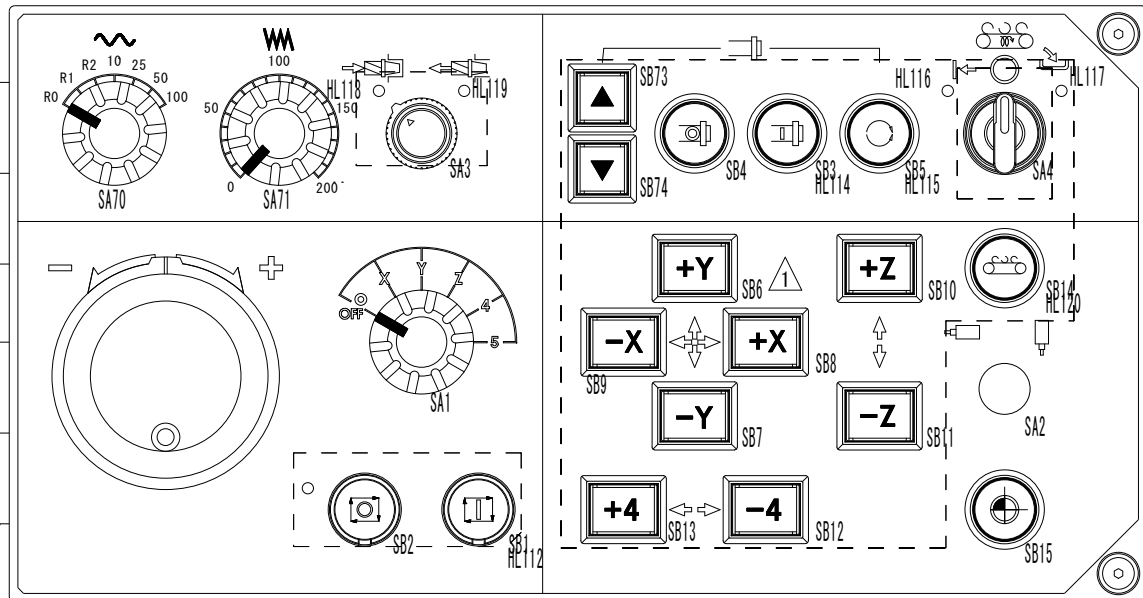
No.	PART NUMBER	PART NAME	MAKER	MODEL	NAME AUX.	QUANTITY	NOTE
1	D701A008770	MECH PANEL (X)	IDEC	SS3808-X		1	VTC800/30SR VTC800/20SR

△

△		 YAMAZAKI MAZAK CORPORATION	APR'D BY	CHK'D BY	DRWN BY	TITLE
△			15/05/2008	15/05/2008	15/05/2008	M/C OPERATING PANEL LAYOUT (SR)
△			R HULL	H ISHIHARA	GH	DRWN NO.
△						587002700202
△	EH587HA035E00 - TEXT ADDED 05/02/10 GH					
△	EH587HA026E00 - DIR. OF X & Y BUTTONS CHANGED					

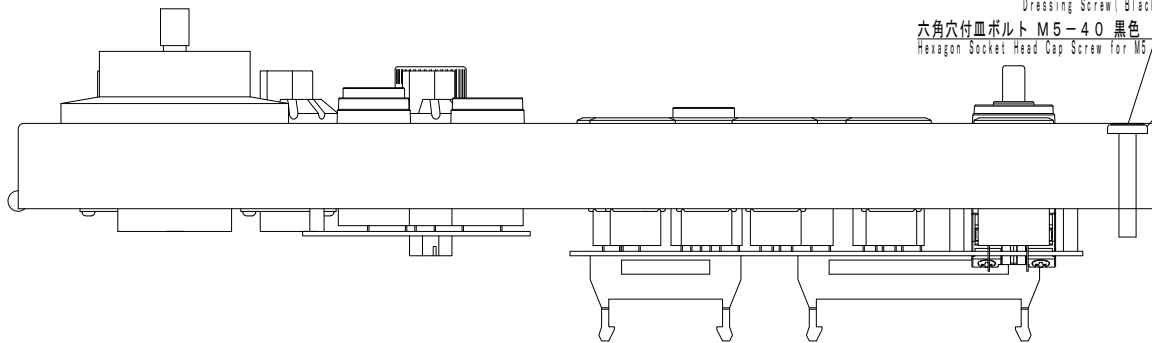
This product is subject to all the applicable Japanese Foreign Exchange and Foreign Trade Law.
 本品は『外国為替及び外国貿易法』に該当しますので外国に輸出する場合には同法に基づく許可を必要とします。

MACHINE OPERATING PANEL TYPE : SS3808-N (VTC820 3X)



2-蝶番
Z-Stop Joint Hinges


化粧ワッシャー C-29-M5黒
Dressing Screw (Black)
六角穴付皿ボルト M5-40 黒色
Hexagon Socket Head Cap Screw for M5



PARTS LIST

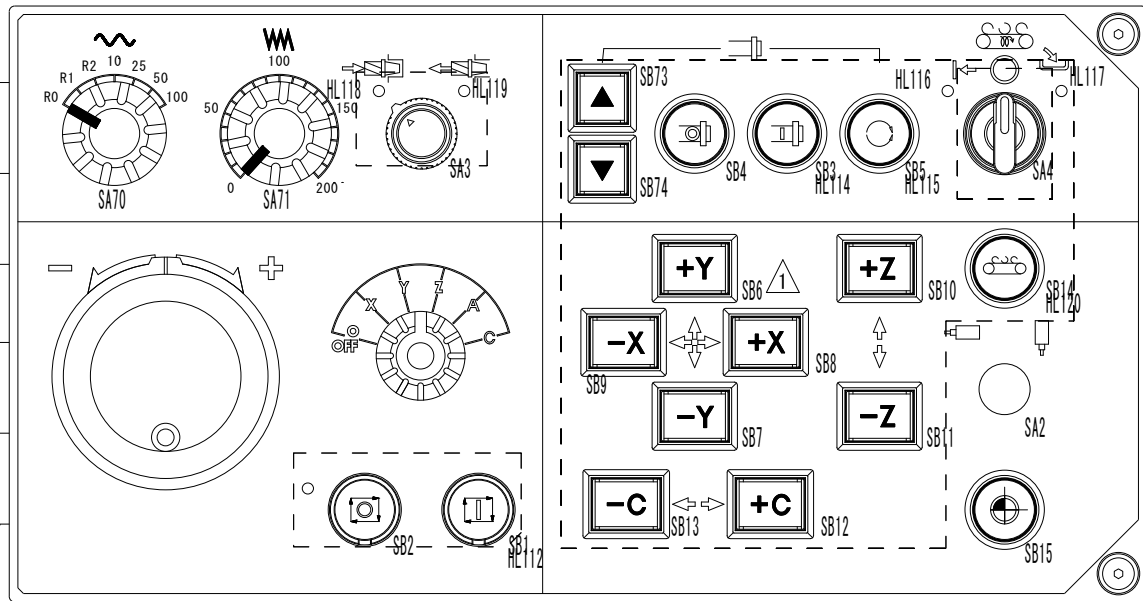
No.	PART NUMBER	PART NAME	MAKER	MODEL	NAME AUX.	QUANTITY	NOTE
1	D701A008231	MECH PANEL (N)	IDEC	SS3808-N		1	3X

2

△		 YAMAZAKI MAZAK CORPORATION	APR'D BY	CHK'D BY	DRWN BY	TITLE
△			15/05/2008	15/05/2008	15/05/2008	M/C OPERATING PANEL LAYOUT (3X)
△			R HULL	H ISHIHARA	GH	DRWN NO.
△	EH587HA035E00 - TEXT CORRECTED 08/02/10 GH EH587HA026E00 - DIR. OF X & Y BUTTONS CHANGED					587002700212

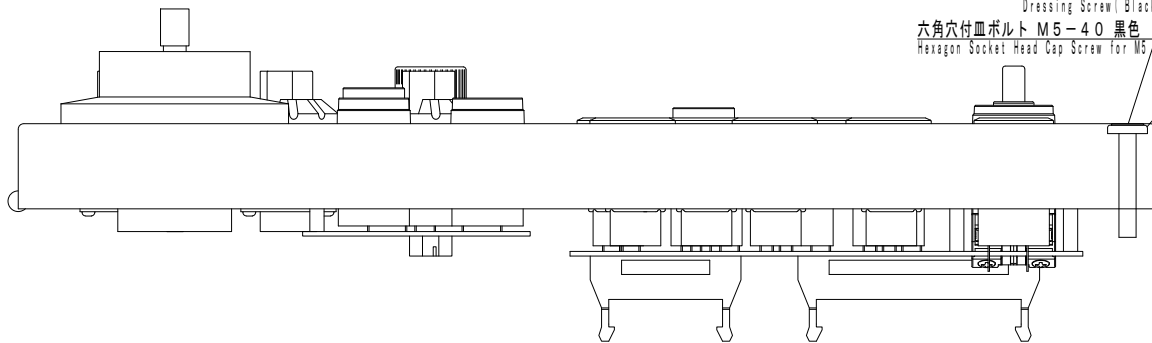
This product is subject to all the applicable Japanese Foreign Exchange and Foreign Trade Law.
 本品は『外国為替及び外国貿易法』に該当しますので外国に輸出する場合には同法に基づく許可を必要とします。

MACHINE OPERATING PANEL TYPE : SS3808-K (5X)



2-蝶番
Z-STip Joint Hinges


化粧ワッシャー C-29-M5黒
Dressing Screw (Black)
六角穴付皿ボルト M5-40 黒色
Hexagon Socket Head Cap Screw for M5



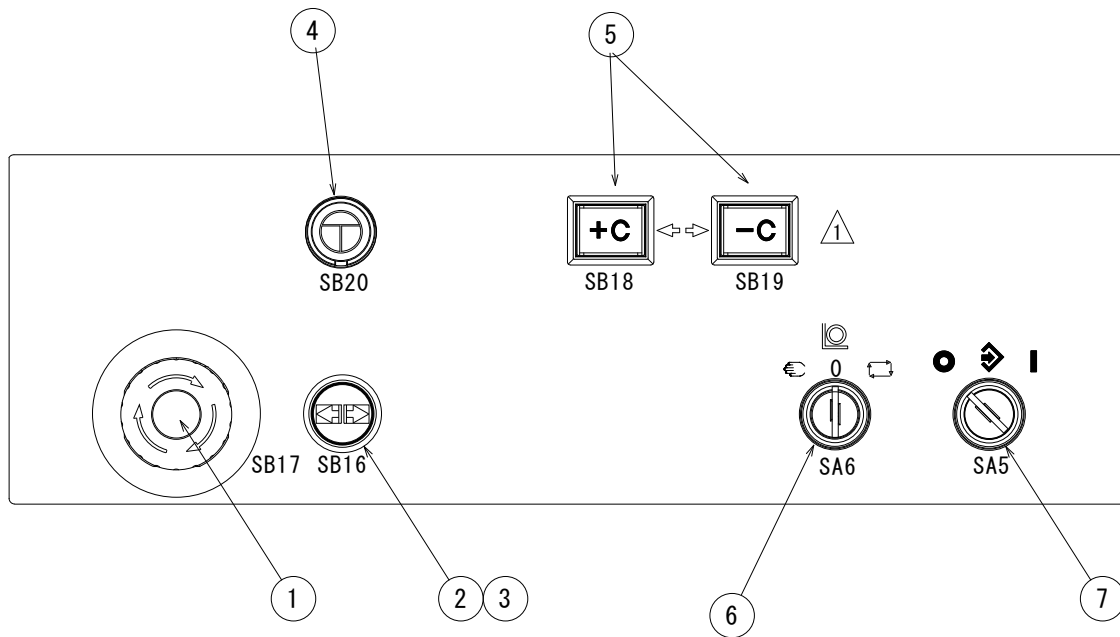
PARTS LIST

No.	PART NUMBER	PART NAME	MAKER	MODEL	NAME AUX.	QUANTITY	NOTE
1	D701A008201	MECH PANEL (K)	IDEC	SS3808-K		1	5X

2

△		 YAMAZAKI MAZAK CORPORATION	APR'D BY	CHK'D BY	DRWN BY	TITLE
△			15/05/2008	15/05/2008	15/05/2008	M/C OPERATING PANEL LAYOUT (5X)
△			R HULL	H ISHIHARA	GH	DRWN NO.
△						587002700222
△	EH587HA035E00 - TEXT CORRECTED 08/02/10 GH					
△	EH587HA026E00 - DIR. OF X & Y BUTTONS CHANGED					

This product is subject to all the applicable Japanese Foreign Exchange and Foreign Trade Law.
 本品は『外国為替及び外国貿易法』に該当しますので外国に輸出する場合には同法に基づく許可を必要とします。

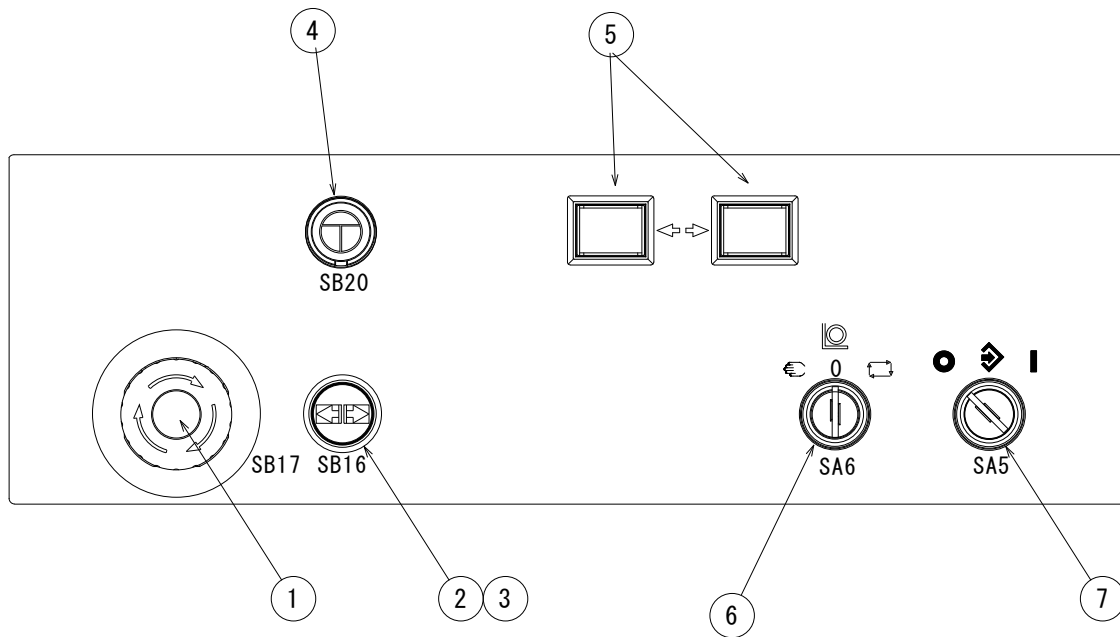


PARTS LIST

NO.	PARTS NO.	PARTS NAME	CATALOG TYPE	MAKER	QTY	COMP. No.	NOTE
1	D151A004320	EMG. STOP SW	XW1E-BV402MR	IZUMI	1	SB17	EMG.
2	D191A002660	PUSH BUTTON SWITCH	LW6B-M1C2LW	IZUMI	1	SB16	DOOR UNLOCK
3	D58UB002310	SYMBOL FILM	YZ-842	UNION	1	SB16	DOOR UNLOCK
4	D191A002660	PUSH BUTTON SWITCH	LW6B-M1C2LW	IZUMI	1	SB20	MODE 3 (OPTION)
5	D191A002340	PUSH BUTTON SWITCH (COMPATIBLE WITH	LA3B-M1C1LW LA4B-M1C1LW)	IZUMI	2	SB18, 19	+C, -C
6	D151A004510	FLANGE	LA9Z-S81B	IZUMI	2	SB18, 19	
7	D131A002390	KEY SWITCH	LW1K-3C3B	IZUMI	1	SA6	SET UP
8	D261A000920	KEY SWITCH	HA1K-2C2B-3	IZUMI	1	SA5	PROGRAM LOCK
9							

△		 YAMAZAKI MAZAK CORPORATION	APR'D BY	CHK'D BY	DRWN BY	TITLE
△			15/05/2008	15/05/2008	15/05/2008	SUB OPERATING PANEL (SR)
△			R HULL	H ISHIHARA	GH	DRWN NO.
△						587002700251
△	EH587HA030E00 - PARTS ADDED 12/10/09 GH					

This product is subject to all the applicable Japanese Foreign Exchange and Foreign Trade Law.
 本品は『外国為替及び外国貿易法』に該当しますので外国に輸出する場合には同法に基づく許可を必要とします。

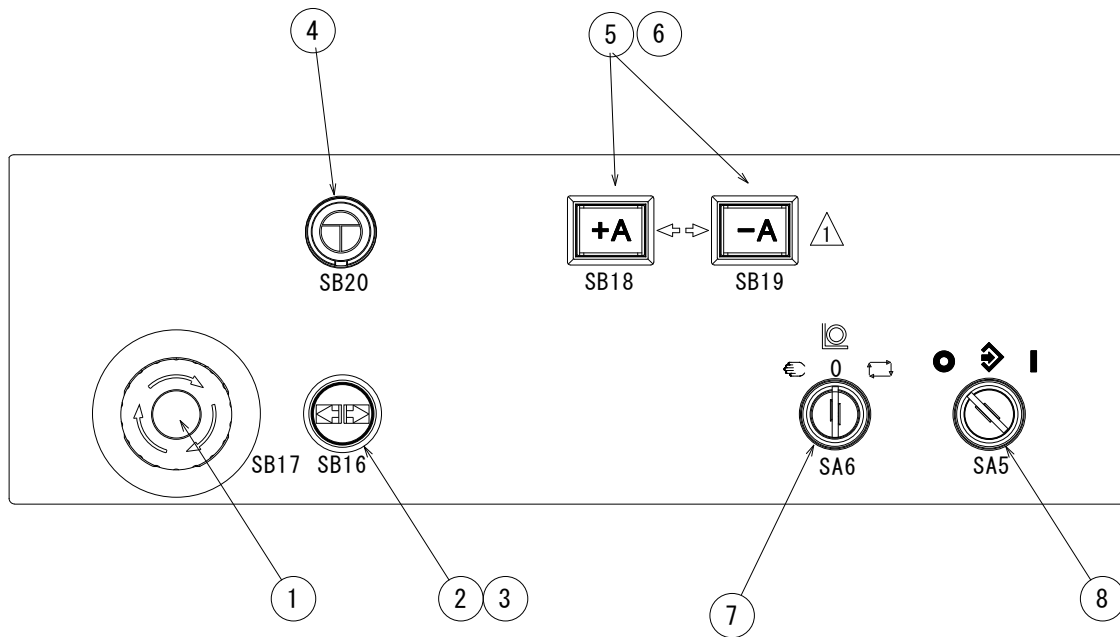


PARTS LIST

NO.	PARTS NO.	PARTS NAME	CATALOG TYPE	MAKER	QTY	COMP. No.	NOTE
1	D151A004320	EMG. STOP SW	XW1E-BV402MR	IZUMI	1	SB17	EMG.
2	D191A002660	PUSH BUTTON SWITCH	LW6B-M1C2LW	IZUMI	1	SB16	DOOR UNLOCK
3	D58UB002310	SYMBOL FILM	YZ-842	UNION	1	SB16	DOOR UNLOCK
4	D191A002660	PUSH BUTTON SWITCH	LW6B-M1C2LW	IZUMI	1	SB20	MODE 3 (OPTION)
5	D151A004760	BLANKING PLUG	LA9Z-BS8	IDEC	2		
6	D131A002390	KEY SWITCH	LW1K-3C3B	IZUMI	1	SA6	SET UP
7	D261A000920	KEY SWITCH	HA1K-2C2B-3	IZUMI	1	SA5	PROGRAM LOCK
8							
9							
10							


△		 YAMAZAKI MAZAK CORPORATION	APR'D BY	CHK'D BY	DRWN BY	TITLE
△			15/05/2008	15/05/2008	15/05/2008	SUB OPERATING PANEL (3X)
△			R HULL	H ISHIHARA	GH	DRWN NO.
△						587002700261
△	EH587HA030E00 - PARTS ADDED 12/10/09 GH					

This product is subject to all the applicable Japanese Foreign Exchange and Foreign Trade Law.
 本品は『外国為替及び外国貿易法』に該当しますので外国に輸出する場合には同法に基づく許可を必要とします。

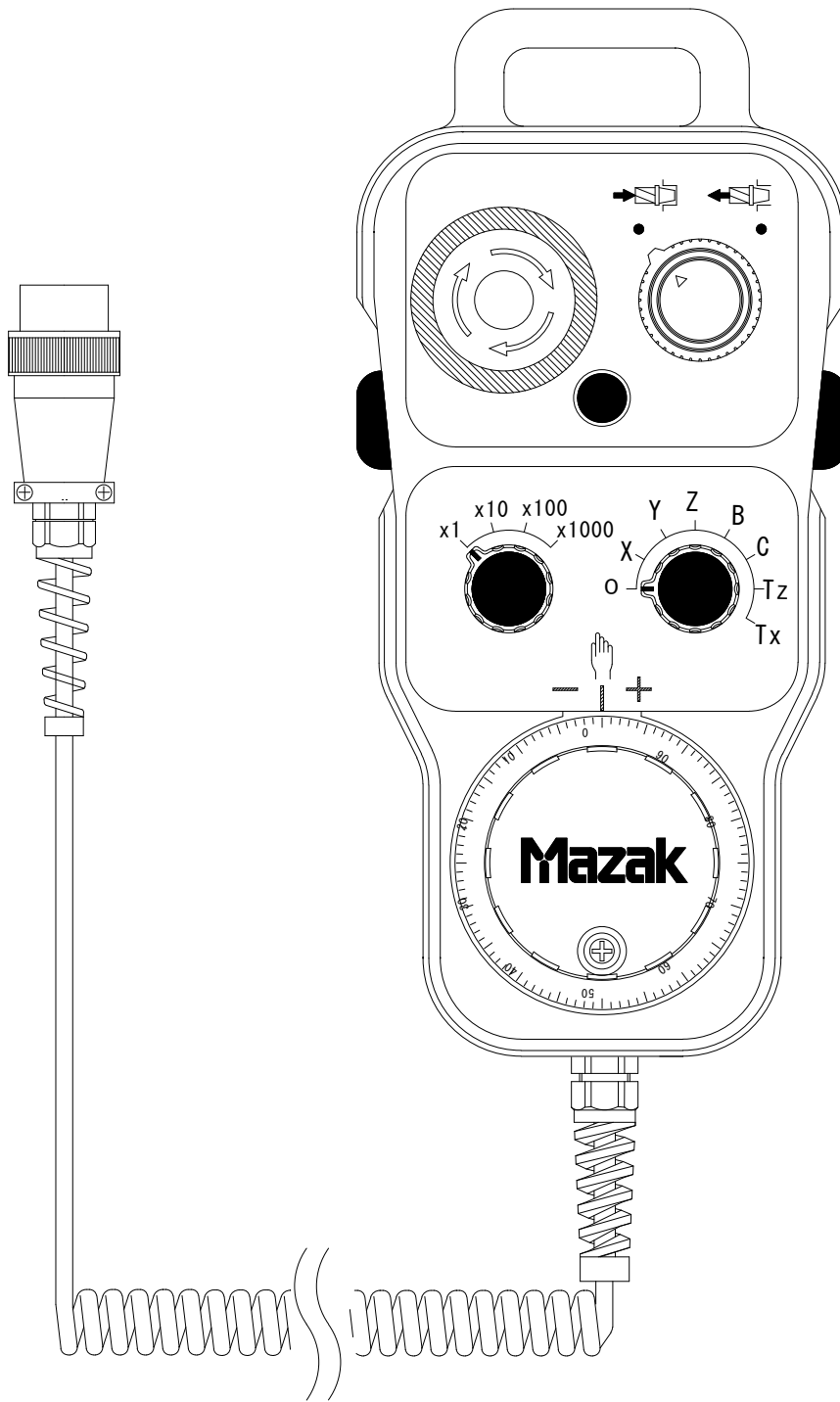


PARTS LIST

NO.	PARTS NO.	PARTS NAME	CATALOG TYPE	MAKER	QTY	COMP. No.	NOTE	
1	D15IA004320	EMG. STOP SW	XW1E-BV402MR	IZUMI	1	SB17	EMG.	
△	2	D19IA002660	PUSH BUTTON SWITCH	LW6B-M1C2LW	IZUMI	1	SB16	DOOR UNLOCK
	3	D58UB002310	SYMBOL FILM	YZ-842	UNION	1	SB16	DOOR UNLOCK
△	4	D19IA002660	PUSH BUTTON SWITCH	LW6B-M1C2LW	IZUMI	1	SB20	MODE 3 (OPTION)
△	5	D19IA002340	PUSH BUTTON SWITCH (COMPATIBLE WITH	LA3B-M1C1LW LA4B-M1C1LW)	IZUMI IZUMI	2	SB18, 19	+A, -A
	6	D15IA004510	FLANGE	LA9Z-S81B	IZUMI	2	SB18, 19	
	7	D58UB002340	SYMBOL FILM	YZ-845	UNION	1		+A, -A
	8	D13IA002390	KEY SWITCH	LW1K-3C3B	IZUMI	1	SA6	SET UP
	9	D26IA000920	KEY SWITCH	HA1K-2C2B-3	IZUMI	1	SA5	PROGRAM LOCK


△		 YAMAZAKI MAZAK CORPORATION	APR'D BY	CHK'D BY	DRWN BY	TITLE
△			15/05/2008	15/05/2008	15/05/2008	SUB OPERATING PANEL (5X)
△			R HULL	H ISHIHARA	GH	DRWN NO.
△						587002700271
△	EH587HA030E00 - PARTS ADDED 12/10/09 GH					

This product is subject to all the applicable Japanese Foreign Exchange and Foreign Trade Law.
 本品は『外国為替及び外国貿易法』に該当しますので外国に輸出する場合には同法に基づく許可を必要とします。



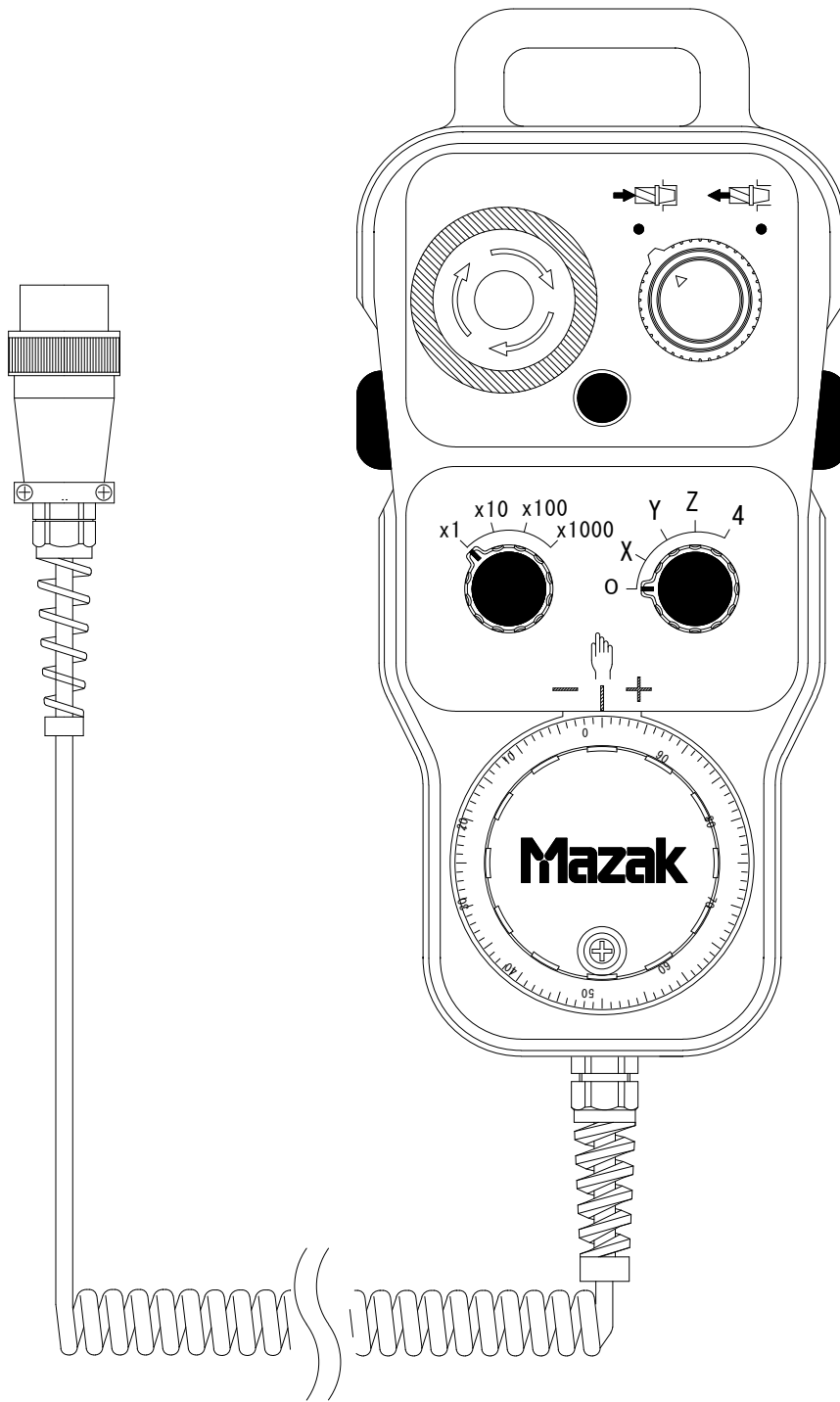
PARTS LIST

NO.	PARTS NO.	PARTS NAME	CATALOG TYPE	MAKER	QTY
1	D72ZZ009920	HAND PULSE BOX	EAHR-003	TOSOKU	1

△		 YAMAZAKI MAZAK CORPORATION	APR'D BY	CHK'D BY	DRWN BY	TITLE
△			16/05/2008	16/05/2008	16/05/2008	HANDLE PULSE BOX
△			R HULL	H ISHIHARA	GH	SR (OP.)
△						DRWN NO. 587002700301
△	EH587HA035E00 - TEXT CHANGED 05/02/10 GH					



This product is subject to all the applicable Japanese Foreign Exchange and Foreign Trade Law.
 本品は『外国為替及び外国貿易法』に該当しますので外国に輸出する場合には同法に基づく許可を必要とします。

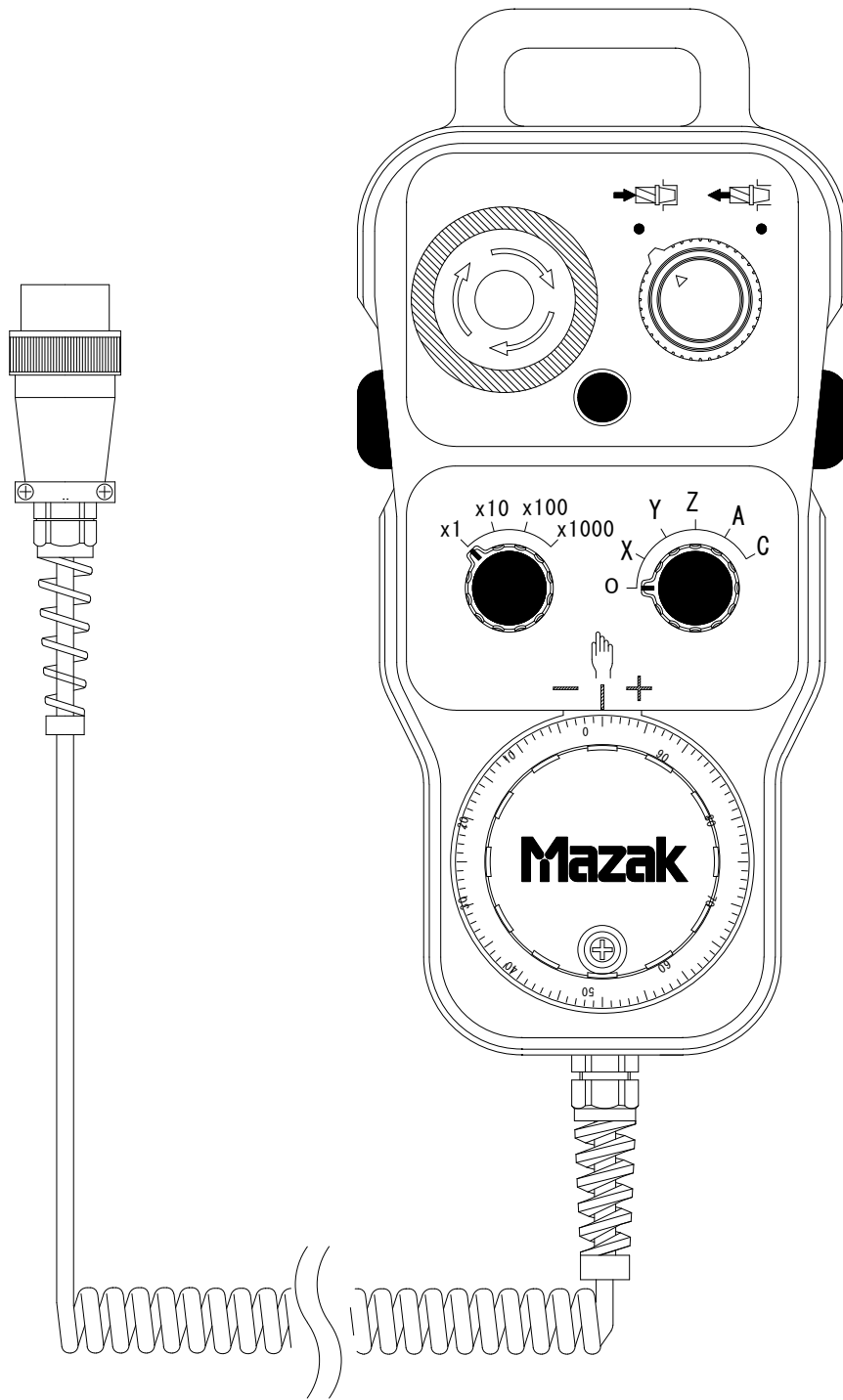


PARTS LIST

NO.	PARTS NO.	PARTS NAME	CATALOG TYPE	MAKER	QTY
1	D72ZZ009900	HAND PULSE BOX	EAHR-001	TOSOKU	1

△		 YAMAZAKI MAZAK CORPORATION	APR'D BY	CHK'D BY	DRWN BY	TITLE
△			16/05/2008	16/05/2008	16/05/2008	HANDLE PULSE BOX (3X) (OPTION)
△			R HULL	H ISHIHARA	GH	DRWN NO.
△						587002700310

This product is subject to all the applicable Japanese Foreign Exchange and Foreign Trade Law.
 本品は『外国為替及び外国貿易法』に該当しますので外国に輸出する場合には同法に基づく許可を必要とします。

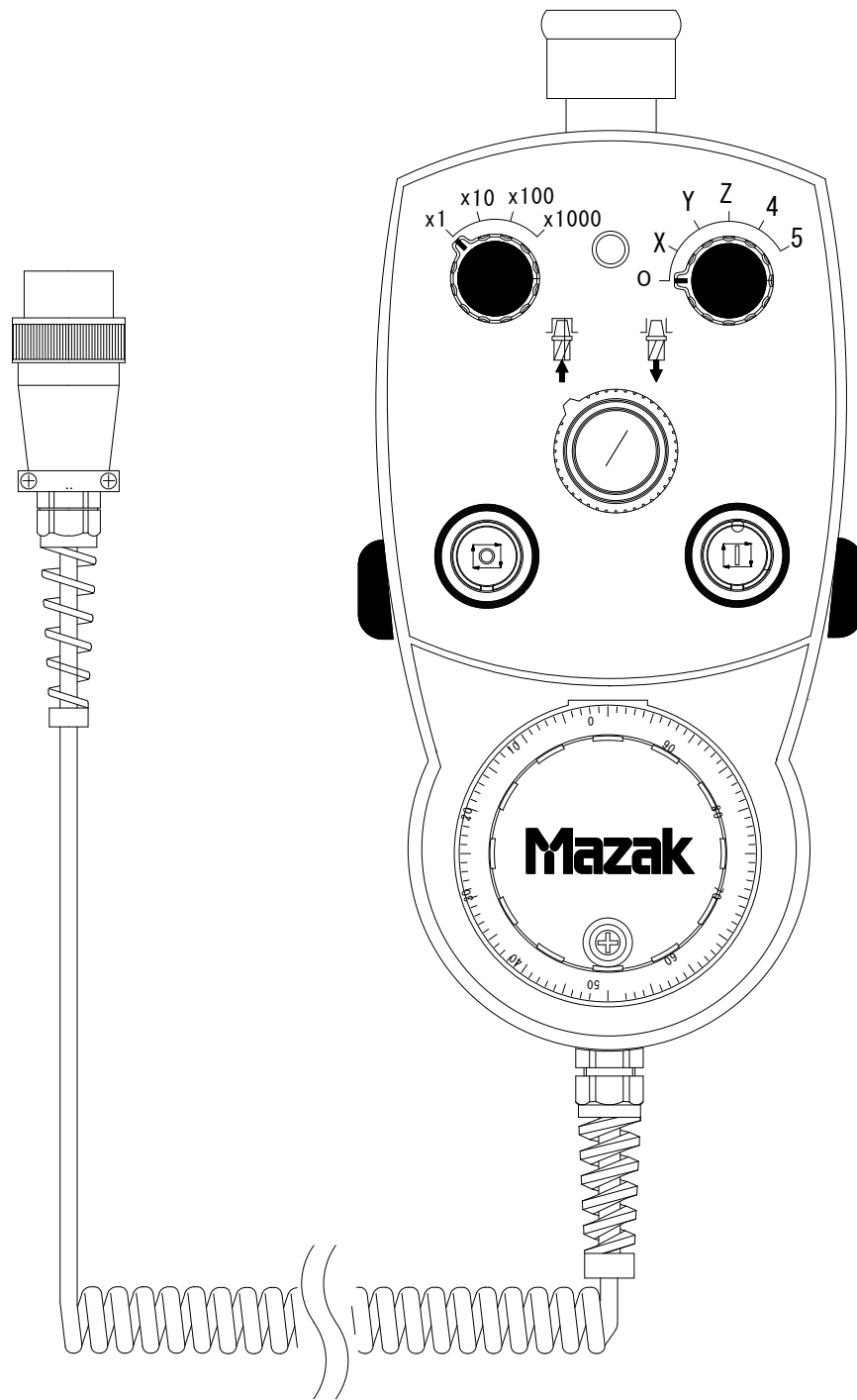


PARTS LIST

NO.	PARTS NO.	PARTS NAME	CATALOG TYPE	MAKER	QTY
1	D72ZZ009930	HAND PULSE BOX	EAHR-004	TOSOKU	1


△		 YAMAZAKI MAZAK CORPORATION	APR'D BY	CHK'D BY	DRWN BY	TITLE
△			16/05/2008	16/05/2008	16/05/2008	HANDLE PULSE BOX (5X) (OPTION)
△			R HULL	H ISHIHARA	GH	DRWN NO.
△						587002700320

This product is subject to all the applicable Japanese Foreign Exchange and Foreign Trade Law.
 本品は『外国為替及び外国貿易法』に該当しますので外国に輸出する場合には同法に基づく許可を必要とします。

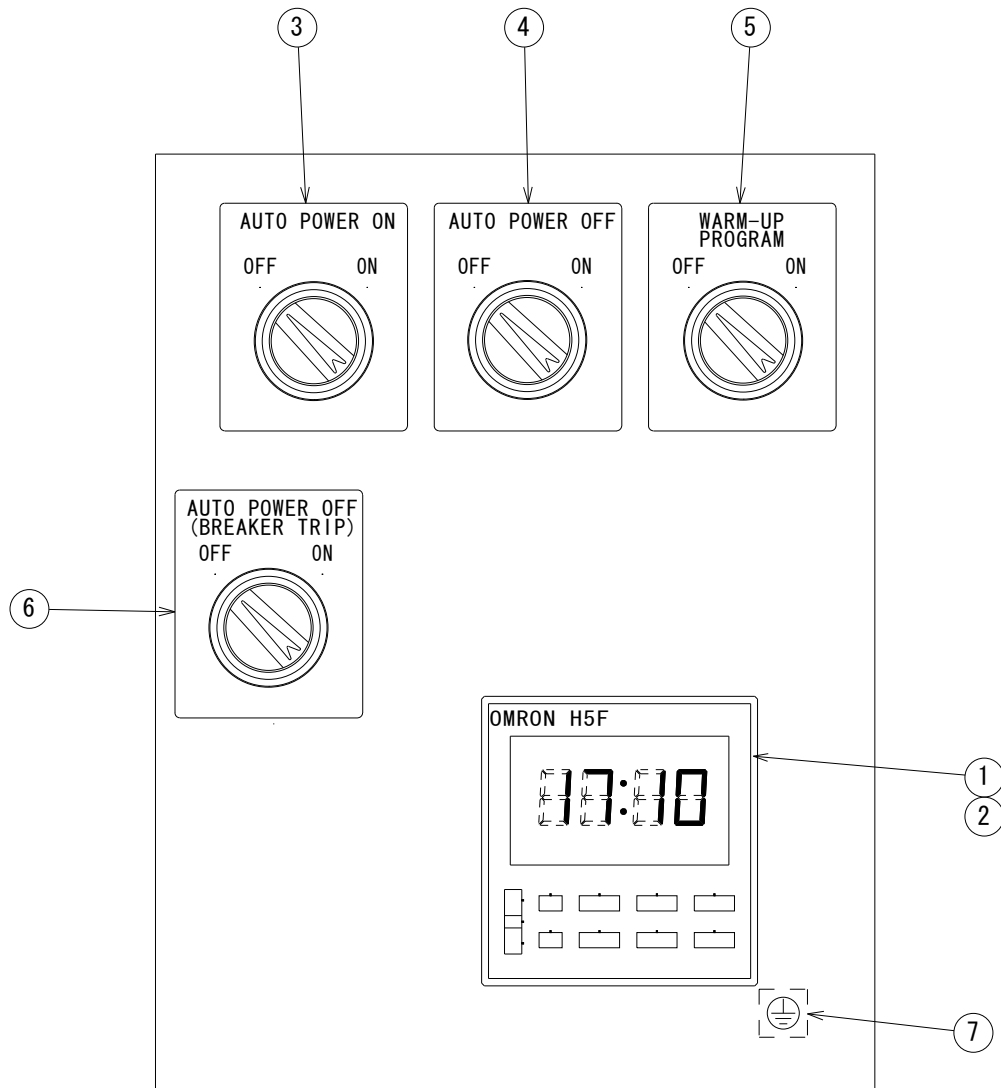


PARTS LIST

NO.	PARTS NO.	PARTS NAME	CATALOG TYPE	MAKER	QTY
1	D12EUU00130	HAND PULSE BOX		EUCHNER	1

△		 YAMAZAKI MAZAK CORPORATION	APR'D BY	CHK'D BY	DRWN BY	TITLE
△			14/10/2009	14/10/2009	14/10/2009	HANDLE PULSE BOX VTC820/20 (OP)
△			R HULL	H ISHIHARA	G HOWELL	DRWN NO.
△						587002700330

This product is subject to all the applicable Japanese Foreign Exchange and Foreign Trade Law.
 本品は『外国為替及び外国貿易法』に該当しますので外国に輸出する場合には同法に基づく許可を必要とします。

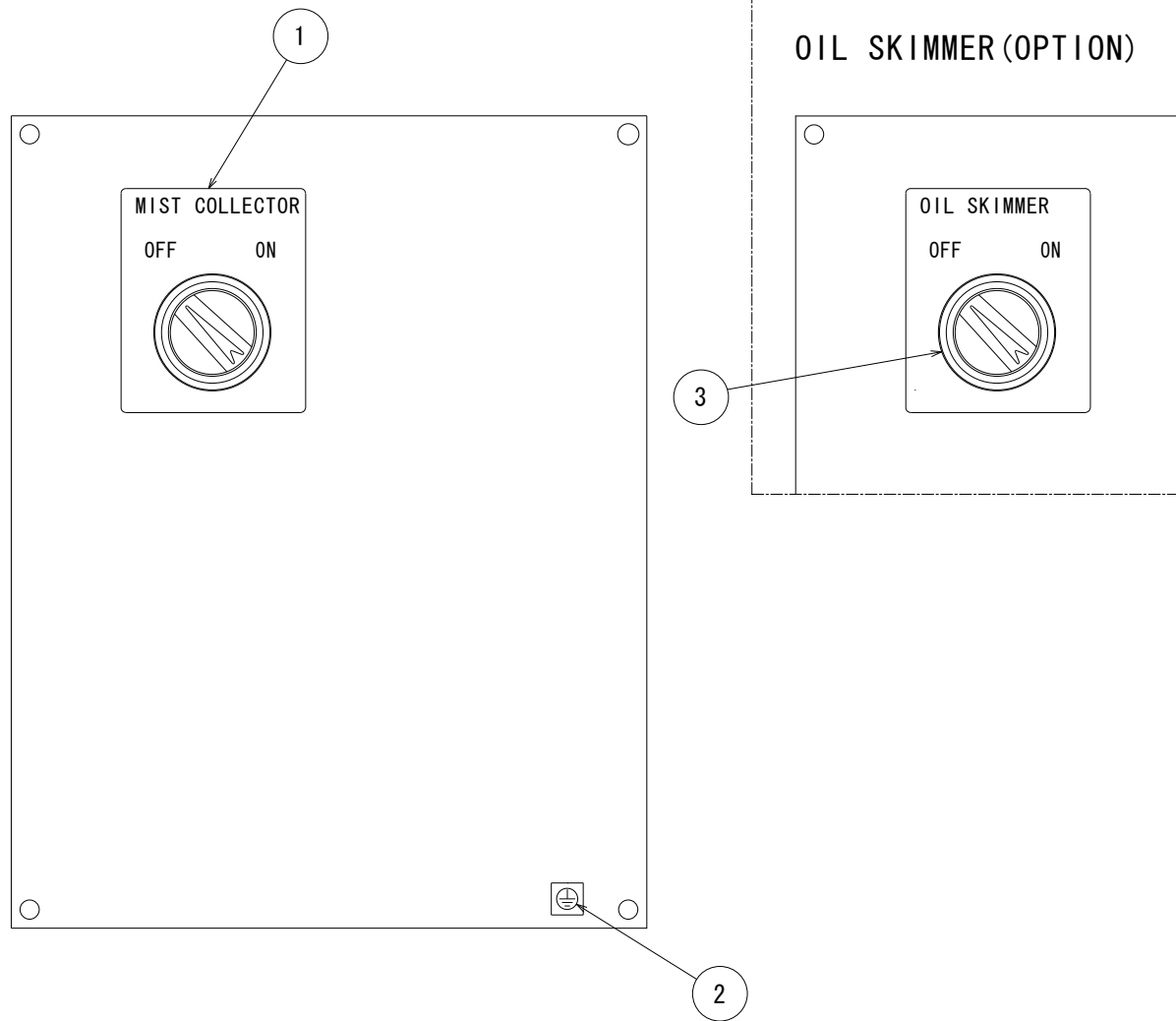


PARTS LIST

NO.	PARTS NO.	PARTS NAME	CATALOG TYPE	REMARK	MAKER	QTY
1	D06TC002080	CALENDAR TIMER	H5F-B-90 (A45)	WEEKLY TIMER	OMRON	1
2	D06TC002090	COVER	Y92A-48 (A45)		OMRON	1
3	D13FA001580	SELECT SWITCH	AR22PR-211B (SA15)	AUTO POWER ON	FUJI ELECTRIC	1
4	D13FA001580	SELECT SWITCH	AR22PR-211B (SA16)	AUTO POWER OFF	FUJI ELECTRIC	1
5	D13FA001580	SELECT SWITCH	AR22PR-211B (SA18)	WARM UP	FUJI ELECTRIC	1
6	D13FA001580	SELECT SWITCH	AR22PR-211B (SA17)	AUTO POWER OFF (BREAKER TRIP)	FUJI ELECTRIC	1
7	D59YC001580	⊖ MARK		(REAR SIDE)	YAMAZAKI MAZAK	1


△		 YAMAZAKI MAZAK CORPORATION	APR'D BY	CHK'D BY	DRWN BY	TITLE
△			16/05/2008	16/05/2008	16/05/2008	DOOR PANEL LAYOUT
△			R HULL	H ISHIHARA	GH	AUTO PWR ON/OFF (OP.)
△						DRWN NO.
△						587002700500

This product is subject to all the applicable Japanese Foreign Exchange and Foreign Trade Law.
 本品は『外国為替及び外国貿易法』に該当しますので外国に輸出する場合には同法に基づく許可を必要とします。



PARTS LIST

NO.	PARTS NO.	PARTS NAME	CATALOG TYPE	REMARK	MAKER	QTY
1	D13FA001580	SELECT SWITCH	AR22PR-211B (SA10)	MIST COLLECTOR	FUJI ELECTRIC	1
2	D59YC001580	⊕ MARK		(REAR SIDE)	YAMAZAKI MAZAK	1
3	D13FA001580	SELECT SWITCH	AR22PR-211B (SA72)	OIL SKIMMER	FUJI ELECTRIC	1

△		 YAMAZAKI MAZAK CORPORATION	APR'D BY	CHK'D BY	DRWN BY	TITLE
△			16/05/2008	16/05/2008	16/05/2008	DOOR PANEL LAYOUT MIST COLLECTOR (OP.)
△			R HULL	H ISHIHARA	GH	DRWN NO.
△						587002700520

This product is subject to all the applicable Japanese Foreign Exchange and Foreign Trade Law.
 本品は『外国為替及び外国貿易法』に該当しますので外国に輸出する場合には同法に基づく許可を必要とします。

