



STEINBICHLER COMET[®] 5 11 M

3D DIGITIZING
HIGH-END SENSOR



The highly innovative STEINBICHLER COMET 5 11 M sensor design offers maximum flexibility and precision for the most challenging measuring tasks.

MODULAR DESIGN

The designed-in modularity of COMET 5 11 M enables fast and easy adaptation of the system to different measuring volumes (fields-of-view), always allowing the optimal configuration to be selected for the task at hand.

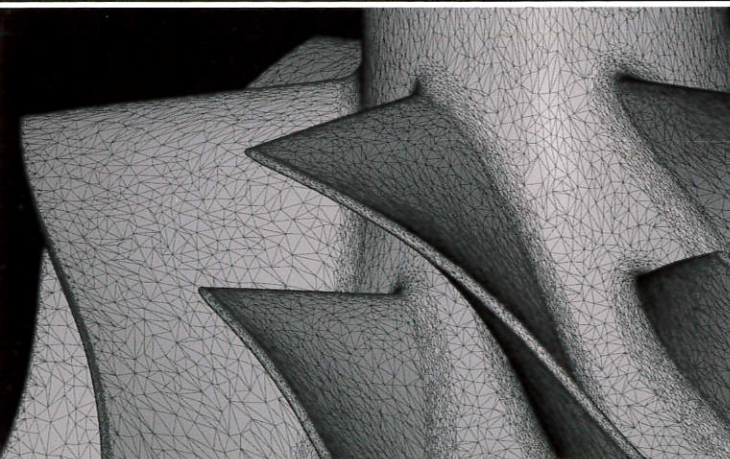
HIGH RESOLUTION

The high-end sensor model 11 M of STEINBICHLER COMET 5 featuring an 11 megapixel camera offers the highest resolution available for the digitization of even the smallest and finest details. This model is the ideal choice for digitization applications requiring very high detail and accuracy, such as quality control of aero-engine turbine blades etc.

FLEXIBILITY AND EFFICIENCY

The high flexibility of the system lets the user select the optimal measuring mode for the digitization task at hand, selecting between maximum resolution and maximum scanning speed.

Even for the largest fields of view, the system features a very short working distance (stand-off distance between part and sensor). This is of particular advantage when operating in tight spaces as it simplifies the sensor handling, thereby saving process time. The operational compactness and the high data acquisition speed of the COMET 5 11M ensures a highly efficient measurement process.



steinbichler
INSPIRING
INNOVATION





STEINBICHLER COMET[®] 5 11 M

3D DIGITIZING
HIGH-END SENSOR

HIGHLIGHTS

- 11 megapixel camera resolution for highest level of detail
- Utmost flexibility through selectable measuring modes:
maximum resolution
and maximum measuring speed
- Excellent data quality and accuracy
- Very high measurement speed
- A wide range of measuring volumes / fields-of-view available
- Easy sensor handling
- Extreme calibration stability by specially designed
mechanical construction and external light source



TECHNICAL DATA

Camera Resolution	4016 x 2688
Field-of-View	Measurement Volume
80	75 x 50 x 50 mm
150	155 x 105 x 70 mm
350	345 x 230 x 200 mm
600	560 x 375 x 370 mm
1000	900 x 600 x 600 mm
Field-of-View	3D Point Distance
80 / 150 / 350 /	80: 18 µm / 150: 38 µm / 350: 85 µm
600 / 1000	600: 140 µm / 1000: 225 µm
Field-of-View	Working Distance
80	450 mm
150	450 mm
350	850 mm
600	850 mm
1000	1400 mm
Fastest Measuring Time in Seconds	4 sec.
PC	64Bit HighEnd Workstation with Windows 7 or XP
Sensor Positioning	Tripod or sensor stand with manual or motorized turn and tilt axis, robot
Automated Object Positioning	Rotation Table, Robot
Available Software	STEINBICHLER COMETplus